

Main movements and trends
I. DOMESTIC MARKET
Production

Currently, farmers in the Mekong River Delta have transplanted about 1 million ha of summer-autumn rice; remaining area is about 600,000 ha. Due to positive signals from selling out IR50404 rice variety in winter-spring 2008/09, in some localities in the Mekong Delta region, such as Tien Giang, Dong Thap and Long An, planting of IR50404 exceeded recommended threshold of 20%, up to 30-40% regardless of warning efforts of Department of Agriculture and Rural Development and provincial Agricultural Extension Department. This may be a bad signal for the consumption of rice in the next crop. Rice stock with low quality (IR50404 variety) will recur like in 2008. In addition, IR50404 variety continues to be transplanted on a large scale as high quality rice such as jasmin 85, OMCS 2000, VD 20, TP4, TP5, MTL500 ... could not meet demand and are sold at a high price.

Currently, the Mekong River Delta has finished 2008/09 winter-spring rice and is transplanting 2009 summer-autumn crop. Bac Lieu Province harvested 42,000 ha of 2008/09 winter-spring rice with a yield of 50.84 quintals/ha, the highest level in this locality. Currently, Bac Lieu Province has transplanted 15,000 ha, reaching ¼ of the plan for sowing summer-autumn crop and will finish transplanting by June 2009 as scheduled.

(Adjacent chart: Relation between price of input and rice from October 2008 to May 2009 in Can Tho, source: AGROINFO)

↑ Planted area of IR50404 rice increases high in 2009 summer-autumn crop

↓ Hundreds of ha of 2008/09 winter-spring rice is damaged due to rainfall and flood

↓ Domestic fertilizer price is likely to reduce

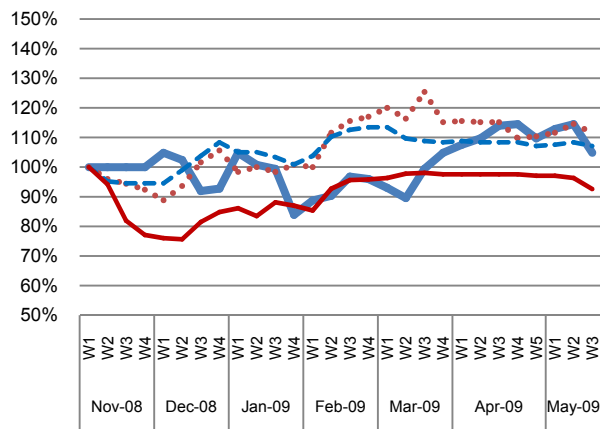
↑ DAP imports in the first 4 months of 2009 rose sharply

↓ Price of IR50404 rice reduces sharply

↓ Vietnam export rice price continues to reduce

↓ Asian rice prices are likely to drop

■ Rise sharply ■ Drop sharply
■ Rise slightly ■ Drop slightly
■ Get steady

Price Indices for Rice and Urea fertilizer, Can Tho


One or two weeks ago, heavy rain on a large scale in the Northern and North Central Provinces made hundreds of hectares of winter-spring rice flooded. In Thai Nguyen, 670 ha of rice are subject to a complete loss. In Bac Kan, 550 hectares of rice and agricultural products are flooded completely, of which 200 ha can be lost completely.

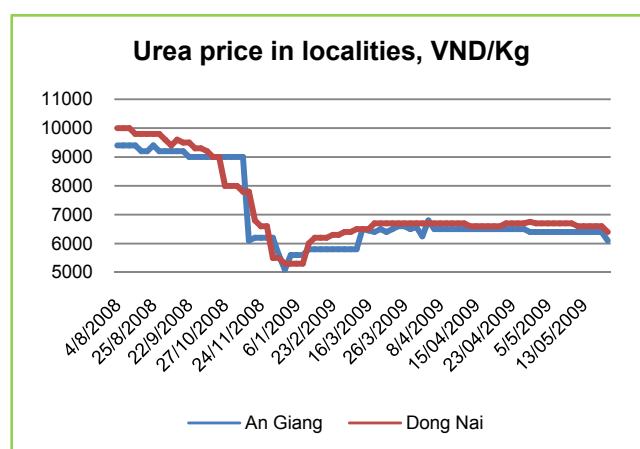
In addition, winter-spring rice in Thanh Hoa and Ninh Binh is damaged due to being flooded or swept away. In the coming days, rainfall continues to affect rice area in the Northern and North Central Provinces.

Input market

This week, fertilizer price tends to drop. Urea prices in provinces are down in the range of VND 200-300/kg. In several provinces, Urea price drops VND 500/kg to VND 6,500/kg and VND 6,000/kg in Can Tho and Lam Dong, respectively. On average, DAP price reduces VND 500/kg, especially, it reduces VND 700/kg to VND 11,500/kg in Da Nang and VND 800/kg to VND 11,000/kg in Can Tho.

Domestic fertilizer prices reduce due to stable purchasing power while enterprises tend to import more fertilizer to supplement reserved fertilizer since the end of the year 2008 that is reduced gradually and prepare to reserve for 2009 summer-autumn crop. In addition, the domestic fertilizer price is influenced by reducing world fertilizer prices.

Compared to all kinds of fertilizer in the domestic market, DAP fertilizer price increases at the lowest level, even it has been likely to reduce since early 2009. DAP price reduces due to a reduction of imported DAP price. This may be one of the reasons causing volume of imported DAP in the first 4 months of 2009 to



Source: AGROINFO

increase 2 times over the same period in 2008, reaching 420,000 tons. China is still the leading DAP provider to Vietnam. In quarter 1/2009, China supplied 220,300 tons of DAP with the value of USD 85.8 million, accounting for 73% of the total amount of imported DAP, remaining volume of DAP is imported from main countries as Mexico, Switzerland, United States and South Korea. In April 2009, Vietnam had an additional source of imported DAP from Russia.

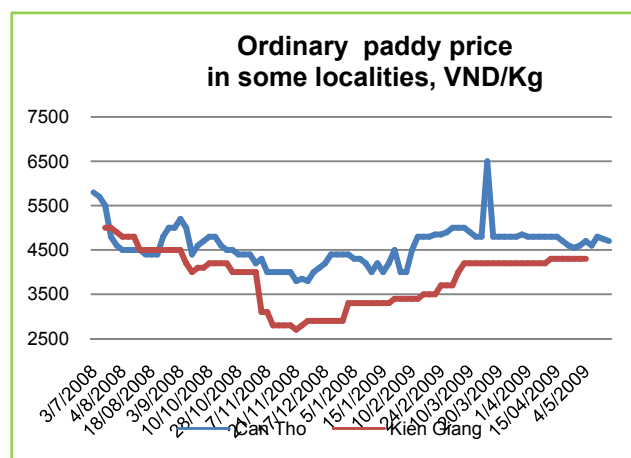
Domestic rice

This week, rice prices in the Mekong River Delta are unchanged. Price of ordinary paddy is kept at VND 4-5,000/kg. Price of ordinary rice is VND 7-8000/kg; particularly in large cities, the prices of ordinary rice are VND 1,000/kg higher than other provinces.

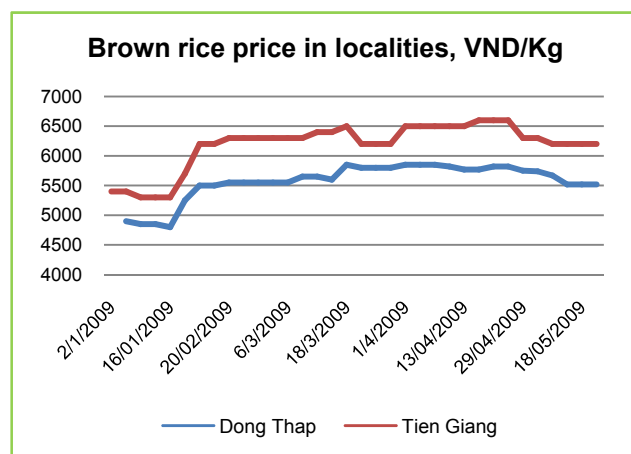
In some localities, the paddy price decreases slightly. In Can Tho, it reduces VND 50/kg to VND 4,700/kg. Accordingly, ordinary rice price reduces VND 100/ kg to VND 8,500/kg. Brown rice price is from VND 5500-7500/kg for each type and each locality; it alleviates VND 100-200/kg compared to previous week.

IR50404 rice price reduces the most sharply. IR50404 rice in Tien Giang is only VND 3,800/kg, less than VND 700/kg compared with price level by February and March, 2009 in the eventful time of purchasing for export.

Price of IR50404 rice is now a concern for the Mekong River Delta provinces due to reserved risk. Currently, 2008/09 winter-spring rice has been harvested but it is likely to be consumed slowly due to reduced world rice price during a last few weeks. In addition, the amount of IR50404 rice is plentiful because of an increase of unexpected planting area in the 2009 summer-autumn crop. Thus, despite not coming to harvest of 2009 summer-autumn crop, IR50404 rice price is likely to reduce as recommendations of agricultural experts and low quality rice with cheap price will be likely to



Source: AGROINFO



Source: AGROINFO

recur as in 2008.

Domestic rice price is reduced because domestic exporters do not want to purchase for fear of risk when the world rice supply is exceeding the demand.

Export rice

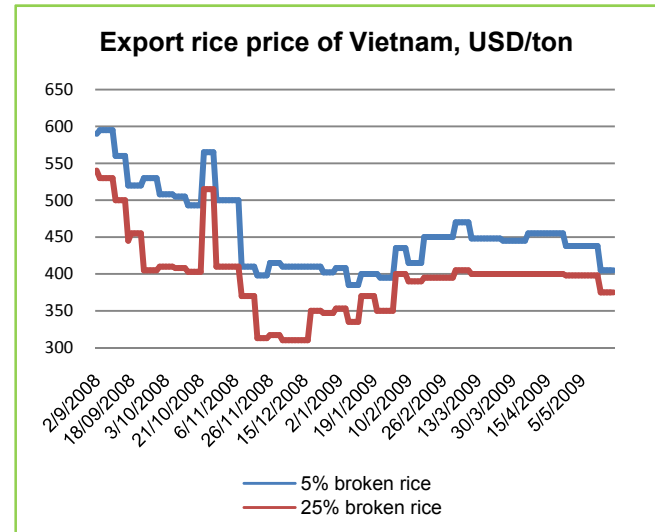
Export rice price of Vietnam has reduced more USD 32/ton for 5% broken rice and USD 23/ton for 25% broken rice since last midweek. Accordingly, current export rice price of Vietnam is similar to the level by mid-January 2009 (the starting time of the last price increase). Currently, rice importers are waiting for rice sold to to the world market by Thailand and India, so rice price is USD 20-40/ton lower than mid-April 2009. This is the main reason causing export rice price of Vietnam as well as domestic rice price to reduce (especially for brown rice).

Thus, the Ministry of Agriculture and Rural Development directs ministries, departments and enterprises to speed up trading promotion and ensure the consumption of rice for farmers while still maintaining rice prices.

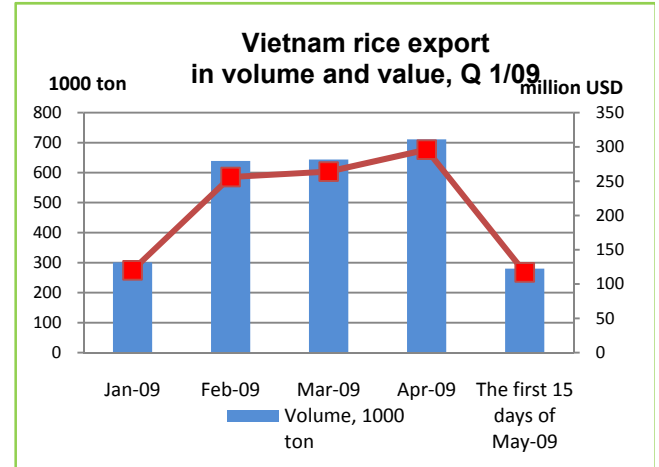
Up to 15th May 2009, rice export price of Vietnam in 2009 reached 2,576,435 tons, valued at USD 1,052,941,735. Thus, export rice of Vietnam was beyond USD 1 billion.

Policy news

On 15th May 2009, an agreement on cooperation of production, processing and export of rice between Vietnam and Thailand was signed during the visit of Thai Minister of Trade to Vietnam. Vietnam wishes to cooperate closely on the production, processing and export of rice with Thailand. Vietnam suggests both Ministries of Agriculture to regularly exchange experience and effectively implement agreements on rice export, trade promotion and market



Source: AGROINFO



Source: MARD

management...

Paddy and rice imported from Laos to Vietnam will enjoy a tax rate of 0% under the Circular No. 09/2009/TT-BCT issued by the Ministry of Industry and Commerce on the import under tariff quotas in 2009 and import tax rate of 0% for goods originated from Laos. Circular No.09 takes effect after 45 days from the date signed (12 May 2009) and expires after 31 December 2009.

II. WORLD MARKET

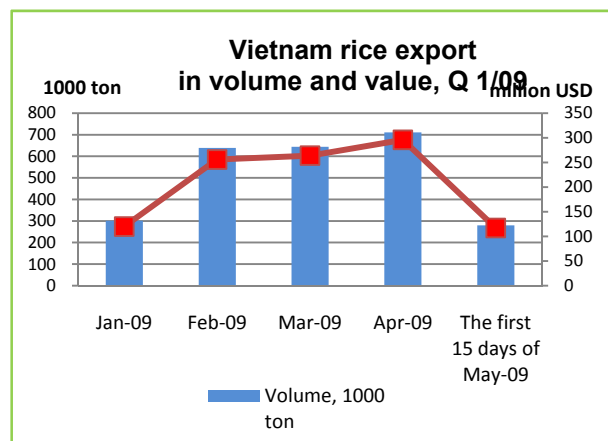
Market trend

Rice price in Asia market has continued to reduce this week because supply source has been gone up beyond the demand.

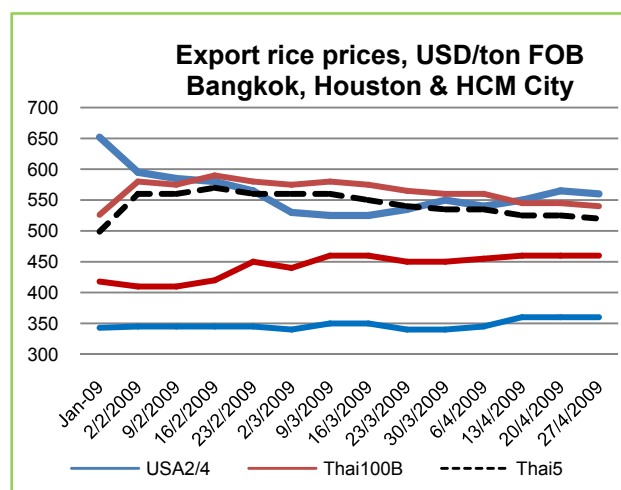
Major exporters and importers

Thailand Government has approved decision to sell to exporters by an auction 2 million tons rice in spite of 3.76 million tons as intended before. Accordingly, rice price has been about Baht 14,000/ton (equivalent to USD 405/ton) whenever domestic price has been much higher with Baht 16,000/ton. The Government's collection in recent weeks may cause to a decrease of domestic price and a bit of limitation in supply amount as well. Thailand Government has been taken part in collecting paddy directly from farmers during harvest in order to support them effectively. According to this collection program continuing until July 2009, the collection price might be about Baht 11,800/ton (a bit less than the price in the previous year) and storage volume might be about 3 million tons.

Last week, rice price exported from Thailand still remained at low level (100% B type at USD



Source: VFA



Source: Inter Rice

530/ton and 5% broken rice at USD 510/ton). In the first 4 months of 2009, Thailand exported 2.6 million tons rice, down 33% compared to the same period in 2008.

III. MARKET PROSPECT

Domestic market

Export prices of Vietnam rice are expected to reduce more following the common trend on world rice market. Domestic price is in the same tendency whenever export contract amount seems to be turn down, and market performance weakens slightly.

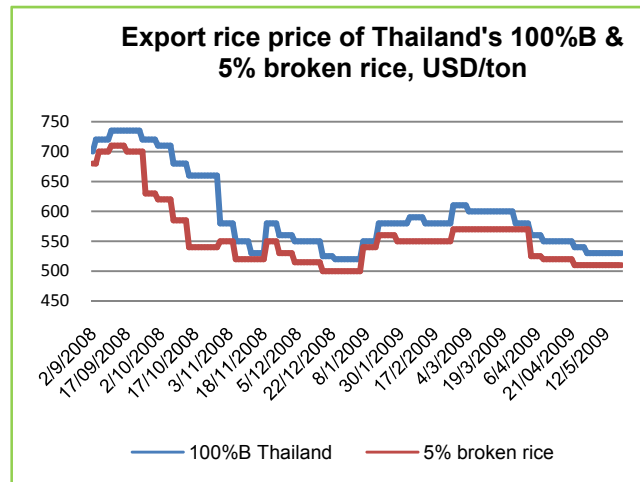
Domestic price is also under another pressure of high supply of IR 50404 during 2009 summer-autumn crop.

Price of fertilizer may maintain or decrease slightly depending on importing trend of importers in the context of no fluctuation in demand.

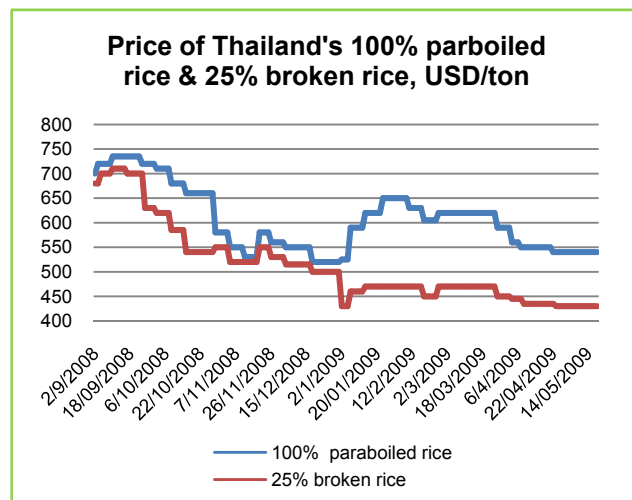
World market

Thailand rice prices are expected to come under pressure in the remaining months of the year, particularly as India will resume its non-basmati rice shipments in July. Furthermore, Thailand rice price is impacted by Myanmar's rice export plan of 700,000 tons this year. India, Thailand and Myanmar substantially export rice to Africa, so any new change of each exporter may cause impacts on the others.

Thailand rice price is projected not to loose much until late 2009 thanks to Government intervention scheme. The Thai Rice Exporters Association expects Thailand rice price to stand firmly in the range of USD 450-500/ton compared to current price of 5% broken rice at USD 510-520/ton. However, the Thailand Government's rice intervention price which is mentioned above is higher than the market price and then it pulls down the export volume.



Source: AGROINFO



Source: AGROINFO

Therefore, the government should have the courage to seek new ways to assist farmers (either through an insurance plan or setting pledging prices at 5-10% lower than the market prices) despite the current collection price.

Rice production of key exporters from South East Asia (Thailand, Vietnam, Indonesia, Philippines) is forecasted to drop until 2020 according to Asia Development Bank (ADB).

The reduction may be caused by thousands of flooded cultivating hectares due to climate changes.

APPENDIX

MARKET DATA

Addition 1:

Time	Volume (ton)	Value (USD)
First 16 days of January 2009	105411	43462000
First 23 days of January 2009	206183	82532000
First 5 days of February 2009	301116	119676000
First 13 days of February 2009	189482	72717000
First 20 days of February 2009	373760	148385000
First 27 days of February 2009	624910	249929000
First 6 days of March 2009	77720	30422000
First 13 days of March 2009	203639	79084000
First 20 days of March 2009	343832	137173000
First 27 days of March 2009	593749	239032000
March 2009	644428	263613000
First 10 days of April 2009	234625	97564000
First 17 days of April 2009	394746	163031643
First 24 days of April 2009	616438	256381078
April 2009	710670	296022213
First 8 days of May 2009	119375	50406786
First 15 days of May 2009	280827	117623435

Source: VFA

Addition 2:

Rice export from 1 January 2009 to	Volume (ton)	Value (USD)
16/1/2009	105411	43462000
23/1/2009	206183	82532000
5/2/2009	338540	134731000
13/2/2009	490598	192388000
20/2/2009	674813	268026000
27/2/2009	925963	369569000
6/3/2009	1019129	406263000
13/3/2009	1145058	454907000
20/3/2009	1285275	513007000
27/3/2009	1534892	614708000
31/3/2009	1585000	639135000
10/4/2009	1819000	736661000
17/4/2009	1979868	802097739
24/4/2009	2201560	895447174
30/4/2009	2295793	935087308
8/5/2009	2415018	985738595
15/5/2009	2576435	1052941735

Source: VFA

Addition 3: India's export of 1 million tons of non-basmati rice in the coming time

	Volume (ton)
Coastal Divore	144900
Senegal	141300
Nigeria	117000
Liberia	96000
Togo	72400
Ghana	68800
Egypt	48300
Sierra Leone	38500
Gambia	36250
Burkina Faso	24400
Mali	24400
Somalia	24400
Benin	24400
Guinea Bissau	24400
Mozambique	24400
Zambia	24400
Cameron	21700
Mauritius	15000
Djibouti	12100
Zanzibar	12100
Tunisia	5550

Source: Rice Online

1. Price for several Thai rice varieties, USD/ton

Variety	Date 20/5/2009	Week 21(18/5- 24/5/2009)	Compared to last week	Compared to last month	Compared to last quarter	Compared to last year
100%B	525	528.33	-0.32	-3.94	-9.38	-21.26
Parboiled rice 100%	540	540	0	-1.82	-12.05	-23.08
15% brokens	460	460	0	-4.17	-10.85	-26.75
10% brokens	490	490	0	-2.39	-9.26	-23.68
5% brokens	510	510	0	-1.73	-8.27	-21.3
25% brokens	430	430	0	-1.38	-7.33	-28.21

Source: AGRODATA, www.agro.gov.vn

2. Prices for Vietnamese rice varieties, USD/ton

Variety	Date 20/5/2009	Week 21(18/5- 24/5/2009)	Compared to last week	Compared to last month	Compared to last quarter	Compared to last year
5% brokens	395	401.67	-3.95	-10.94	-6.59	-32.04
25% brokens	335	361.67	-5.86	-9.58	-5.82	-32.9

Source: Source: AGRODATA, www.agro.gov.vn

3. Weekly prices for ordinary rice in the markets, VND/kg

Market	Date	Price by day	Week 21(18/5- 24/5/2009)	Compared to last week	Compared to last month	Compared to last quarter	Compared to last year
An Giang	18/5/2009	7000	7000	0	-1.41	3.7	6.3
Bạc Liêu	21/5/2009	8000	8000	0	4.34	13.07	2.04
Bến Tre	21/5/2009	8000	8000	0	0	7.69	-8.88
Bình Dương	20/5/2009	7500	7500	0	-1.74	9.04	-2.05
Cần Thơ	20/5/2009	8500	8500	-1.16	-0.7	-1.33	0.82
Đà Nẵng	20/5/2009	9000	9000	0	-0.11	-2.33	-2.91
Hà Nội	18/5/2009	9000	9000	1.41	-0.4	1.94	-6.4
HCM	20/5/2009	9000	9000	-2.17	-1.96	-4.96	-6.6
Lâm Đông	22/5/2009	7500	7500	-3.85	-3.85	-1.32	-11.92
Nghệ An	18/5/2009	6000	6000	0	0	-15.49	-20
Quảng Ninh	18/5/2009	9000	9000	0	0	0	1.12
Thái Bình	18/5/2009	6000	6000	0	0	-1.64	-17.17

Source: AGRODATA, www.agro.gov.vn

4. Prices for Urea fertilizer in several provinces, VND/kg

Market	Date	Price by day	Week 21(18/5- 24/5/2009)	Compared to last week	Compared to last month	Compared to last quarter	Compared to last year
An Giang	18/5/2009	6400	6400	0	-1.54	7.98	-18.95
Bến Tre	21/5/2009	6500	6500	0	-7.14	2.95	-23.69
Bình	20/5/2009	7000	7000	0	0	9.87	-14.4

Dương							
Cần Thơ	19/5/2009	6500	6500	-8.02	-5.93	7.37	9.24
Đà Nẵng	19/5/2009	7000	7000	-4.11	3.55	16.32	17.65
Đồng Nai	19/5/2009	6400	6500	-1.52	-2.62	3.59	-21.32
Hà Nội	22/5/2009	7100	7100	1.43	1.43	3.91	-10.7
HCM	19/5/2009	7200	7200	-4	-1.77	14.21	14.83
Lâm Đông	18/5/2009	6000	6000	-4	-13.79	-6.61	-26.11
Tiền Giang	18/5/2009	6400	6400	0	0.13	3.28	-20.62
Trà Vinh	19/5/2009	6800	6800	0	0	9.68	-14.12

Source: AGRODATA, www.agro.gov.vn

5. Prices for DAP fertilizer in some provinces, VND/kg

Market	Date	Price by day	Week 21(18/5- 24/5/2009)	Compared to last week	Compared to last month	Compared to last quarter	Compared to last year
An Giang	14/5/2009	8000	8000	0	-2.72	-18.22	-48.55
Bình Dương	13/5/2009	9500	9500	0	0	-5	-48.39
Cần Thơ	13/5/2009	12000	12000	3	7.24	13.39	1.87
Đà Nẵng	13/5/2009	12200	12200	-0.41	10.71	10.6	1.3
Đồng Nai	12/5/2009	8650	8650	-0.57	-0.57	-3.73	-50.99
Hà Nội	15/5/2009	12000	12000	-7.69	-4.76	-7.69	-34.42
HCM	13/5/2009	12500	12500	0.81	6.75	9.95	0.89
Lâm Đông	15/5/2009	8500	8750	-2.78	-2.78	-5.15	-47.2

Source: AGRODATA, www.agro.gov.vn

6. Weekly prices for ordinary rice in the markets, VND/kg

Week	An Giang	Hà Nội	Kiên Giang	Tp Hồ Chí Minh
6(02/02-08/02/2009)	6000	9000	6000	8700
7(9/02-15/02/2009)	6500	8800	6500	8900
8(16/02-22/02/2009)	7000	8500	6500	9000
9(23/02-29/02/2009)	7000	8800	6050	10000
10(2/03-9/03/2009)	7000	9500	6500	9250
11(9/03-15/03/2009)	7000	9100	7000	9000
12(16/03-22/03/2009)	7500	9000	7000	9000
13(23/03-29/03/2009)	7500	9500	7000	9500
14(30/03-05/04/2009)	7500	9250	7000	9500

15(06/04-12/04/2009)	7000	9250	7000	9500
16(13/04-19/04/2009)	7250	9500	6500	9333
17(20/04-26/04/2009)	7000	9112	6600	8500
18(27/4-3/5/2009)	7000	9000	-	8800
19(4/5-10/5/2009)	-	9500	-	9300
20(11/5-17/5/2009)	7000	9000	-	9200
21(18/5-24/5/2009)	7000	9000	-	9000

Source: AGRODATA, www.agro.gov.vn

7. Weekly prices for Nang Huong Rice in the markets, VND/kg

Week	An Giang	Bến Tre	Kiên Giang
6(02/02-08/02/2009)	15000	14000	16000
7(9/02-15/02/2009)	15000	14000	16000
8(16/02-22/02/2009)	15000	14000	16000
9(23/02-29/02/2009)	15000	14000	16000
10(2/03-9/03/2009)	15000	-	16500
11(9/03-15/03/2009)	15000	14000	16500
12(16/03-22/03/2009)	15000	-	16500
13(23/03-29/03/2009)	15000	-	16500
14(30/03-05/04/2009)	15000	-	16500
15(06/04-12/04/2009)	15000	-	16500
16(13/04-19/04/2009)	14500	14000	16500
17(20/04-26/04/2009)	14500	14000	16500
18(27/4-3/5/2009)	14500	-	-
19(4/5-10/5/2009)	-	-	-
20(11/5-17/5/2009)	13500	14000	-
21(18/5-24/5/2009)	13500	14000	-

Source: AGRODATA, www.agro.gov.vn

8. Weekly prices for brown rice in the markets, VND/kg

Week	An Giang	Bến Tre	Đông Tháp	Kiên Giang
6(02/02-08/02/2009)	4820	5700	5250	5050
7(9/02-15/02/2009)	5300	-	4875	5500
8(16/02-22/02/2009)	5300	6450	5525	5575
9(23/02-29/02/2009)	5600	6500	5550	5550
10(2/03-9/03/2009)	5600	6450	5550	5550
11(9/03-15/03/2009)	5670	6400	5650	5500
12(16/03-22/03/2009)	5790	6350	5900	5700
13(23/03-29/03/2009)	5790	6350	5800	5800

14(30/03-05/04/2009)	5830	-	5825	5825
15(06/04-12/04/2009)	5830	-	5835	5825
16(13/04-19/04/2009)	5830	7300	5770	5850
17(20/04-26/04/2009)	5830	7175	5795	5850
18(27/4-3/5/2009)	5830	-	5785	-
19(4/5-10/5/2009)	-	-	-	-
20(11/5-17/5/2009)	5720	7250	5595	-
21(18/5-24/5/2009)	5550	7250	5520	-

Source: AGRODATA, www.agro.gov.vn

9. Weekly prices for ordinary paddy in some markets, VND/kg

Week	Ben Tre (Wholesale)	Dong Nai (retail)	Hai Phong (retail)	Kien Giang (wholesale)
6(02/02-08/02/2009)	4200	4166	3500	-
7(9/02-15/02/2009)	-	4650	4000	-
8(16/02-22/02/2009)	4500	4800	4000	4200
9(23/02-29/02/2009)	5000	4850	4200	-
10(2/03-9/03/2009)	-	5000	4200	-
11(9/03-15/03/2009)	8000 (retail)	4900	4200	4000
12(16/03-22/03/2009)	-	5366	4300	4000
13(23/03-29/03/2009)	-	4800	4300	-
14(30/03-05/04/2009)	-	4825	4300	-
15(06/04-12/04/2009)	-	4800	4300	4000
16(13/04-19/04/2009)	5200	4800	4500	4000
17(20/04-26/04/2009)	5200	4575	4700	4000
18(27/4-3/5/2009)	-	4600	4700	4000
19(4/5-10/5/2009)	-	4700	4500	-
20(11/5-17/5/2009)	5200	4775	4500	4000
21(18/5-24/5/2009)	5200	4650	4500	4000

Source: AGRODATA, www.agro.gov.vn

10. Weekly prices for Urea fertilizer in some provinces, VND/kg

Week	An Giang	Bến Tre	Đồng Nai
6(02/02-08/02/2009)	5800	5800	6200
7(9/02-15/02/2009)	5800	-	6200
8(16/02-22/02/2009)	5800	7000	6200
9(23/02-29/02/2009)	5800	7000	6300
10(2/03-9/03/2009)	5800	7000	6350
11(9/03-15/03/2009)	5800	7000	6450

12(16/03-22/03/2009)	6400	-	6600
13(23/03-29/03/2009)	6500	-	6700
14(30/03-05/04/2009)	6575	-	6700
15(06/04-12/04/2009)	6500	-	6700
16(13/04-19/04/2009)	6500	7000	6600
17(20/04-26/04/2009)	6500	7000	6650
18(27/4-3/5/2009)	6500	-	6725
19(4/5-10/5/2009)	6400	-	6700
20(11/5-17/5/2009)	6400	6500	6600
21(18/5-24/5/2009)	6300	6500	6500

Source: AGRODATA, www.agro.gov.vn

11. Weekly prices for DAP fertilizer in some provinces, VND/kg

Week	An Giang	Bến Tre	Đồng Nai	Tiền Giang
6(02/02-08/02/2009)	10800	12000	9000	10000
7(9/02-15/02/2009)	10800	-	9000	6800
8(16/02-22/02/2009)	10800	14000	9000	6800
9(23/02-29/02/2009)	10800	14000	9000	6800
10(2/03-9/03/2009)	10800	14000	9000	8000
11(9/03-15/03/2009)	10800	14000	8700	-
12(16/03-22/03/2009)	9900	-	8700	8000
13(23/03-29/03/2009)	10000	-	8700	7800
14(30/03-05/04/2009)	10000	-	8700	7800
15(06/04-12/04/2009)	8900	-	8700	-
16(13/04-19/04/2009)	8833	13000	8700	7800
17(20/04-26/04/2009)	8800	13000	8700	7800
18(27/4-3/5/2009)	8800	-	8700	-
19(4/5-10/5/2009)	8000	-	8700	7800
20(11/5-17/5/2009)	8700	12500	8650	7700
21(18/5-24/5/2009)	8700	12500	8650	7700

Source: AGRODATA, www.agro.gov.vn

12. Weekly prices for Vietnam and Thailand's 5% and 25% broken export rice, USD/ton

Week	Vietnam's 5% broken	Vietnam's 25% broken	Thailand's 5% broken	Thailand's 25% broken
6(02/02-08/02/2009)	419	380	550	470
7(9/02-15/02/2009)	419	392	550	470
8(16/02-22/02/2009)	415	390	550	458
9(23/02-29/02/2009)	450	395	550	450

10(2/03-9/03/2009)	456.67	398.33	570	470
11(9/03-15/03/2009)	470	405	570	470
12(16/03-22/03/2009)	448	400	570	470
13(23/03-29/03/2009)	448	400	570	470
14(30/03-05/04/2009)	455	400	570	450
15(06/04-12/04/2009)	455	400	525	445
16(13/04-19/04/2009)	455	400	520	435
17(20/04-26/04/2009)	444.8	398.8	514	433
18(27/4-3/5/2009)	438	398	510	430
19(4/5-10/5/2009)	438	398	510	430
20(11/5-17/5/2009)	427	390.33	510	430
21(18/5-24/5/2009)	401.67	361.67	510	430

Source: AGRODATA, www.agro.gov.vn

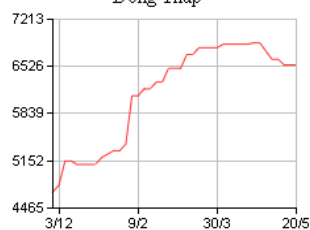
DOMESTIC MARKET

Food price

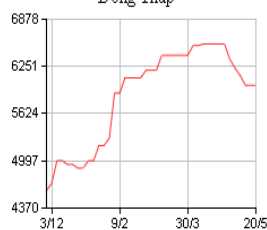
Jasmine paddy
Domestic price(VND/kg)-
An Giang



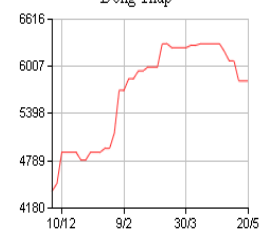
15% broken milled rice
Domestic price(VND/kg)-
Dong Thap



20% broken milled rice
Domestic price(VND/kg)-
Dong Thap

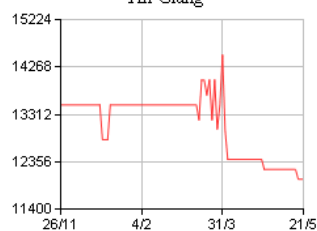


25% broken milled rice
Domestic price(VND/kg)-
Dong Thap



Materials price

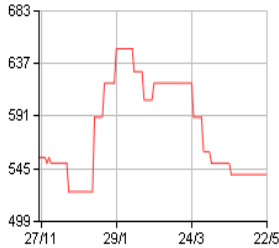
NPK Fertilizer (20-20-15)
Domestic price(VND/kg)-
An Giang



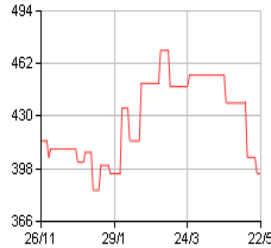
INTERNATIONAL MARKET

Food price

100% parboiled rice (Thailand)
International price(USD/ton)
Thailand

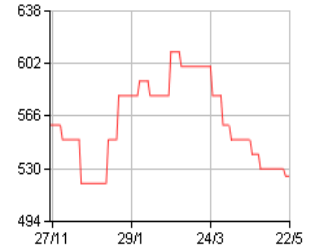


5% broken rice, Vietnam
International price(USD/ton)
All country

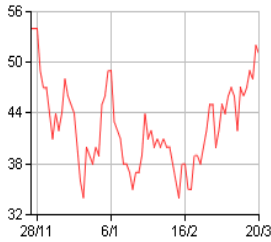


Raw materials price

Rice 100% grade B
International price(USD/ton)
Thailand



light crude oil
International price(USD/Thùng)
New York



* Any recommendations, data contained in this publication are extracted from publicized sources, guaranteed validity by AGROINFO starting from the time of publication. Expressions of opinion are those of AGROINFO only and do not represent points of views from neither IPSARD nor MARD of Vietnam. This research report is prepared for the use of AGROINFO clients and may not be redistributed, retransmitted or disclosed, in whole or in part, or in any form or manner, without the express written consent of AGROINFO.

LIST OF MARKET ANALYSIS PUBLICATIONS IN 2008 AND FIRST QUARTER IN 2009



List of publications

	Released date	Pages	Vietnames	English
Vietnam's Agriculture in 2008 and Outlook for 2009	08/03/2009	112	■	■
Vietnam's Rubber sector in 2008 and outlook for 2009	20/03/2009	87	■	■
Vietnamese-American agricultural trade in 2008 and outlook for 2009	25/03/2009	43	■	■
Vietnam's rural development in 2008 and outlook for 2009	30/05/2009	104	■	■
Vietnam's Pepper sector in 2008 and Outlook for 2009	02/04/2009	36	■	■
Vietnamese Chinese agricultural trade in 2008 and outlook for 2009	16/04/2009	50	■	■
Agro-Forestry-Fishery trade in 2008 and outlook for 2009	19/04/2009	120	■	■
Animal feed market in 2008 and outlook for 2009	30/04/2009	50	■	■
Vietnam's rice sector in 2008 and Outlook for 2009	18/05/2009	83	■	■
Vietnam's Coffee sector in 2008 and Outlook for 2009	03/06/2009	63	■	■
Meat and food in 2008 and outlook for 2009	31/05/2009	81	■	■
Vietnam's Tea sector in 2008 and Outlook for 2009	20/06/2009	40	■	
Vietnam fishery sector in the first Quarter, 2009	28/04/2009	75	■	
Vietnam timber sector in the first Quarter, 2009	29/04/2009	74	■	
Vietnam fertilizer sector in the first Quarter, 2009	05/05/2009	55	■	
Vietnam milk sector in the first Quarter, 2009	06/05/2009	50	■	
Vietnam's Agriculture in 2007 and Prospects for 2008	17/03/2008	142	■	■
Vietnam's rice yearbook 2007 and Prospects for 2008	10/03/2008	198	■	■
Rice market in the first half of 2008 and upcoming prospects	16/06/2008	64	■	■
Meat and foodstuffs market in the first half of 2008 and upcoming prospects	05/09/2008	89	■	
Vietnam's Agricultural trade within 2 years after WTO accession	20/11/2008	55	■	■
Agriculture Trade in the first half of 2008 and upcoming prospects	10/08/2008	85	■	
Vietnam-China Agricultural trade in the first half of 2008 and upcoming trends	29/08/2008	43	■	
Report on Agriculture in the first half of 2008 and upcoming prospects	20/08/2008	99	■	■
Report on Vietnamese - Chinese Fertilizer Market	05/11/2008	45	■	
Special report: Market prospects in global financial crisis	06/11/2008	50	■	
Special report: 2009-World Rice market after multicropping race	07/11/2008	72	■	■
Report on Situation and Prospects of Foodstuff consumption in Ha Noi and Ho Chi Minh City Facts and Outlook.	03/01/2009	69	■	■
Forecasts on meat consumption everyday and on Tet festival in Vietnam	05/01/2009	50	■	■
Weekly News of Vietrice Trade and Market	Weekly		■	■
Weekly News of Vietfoodstuff Trade and Market	Weekly		■	■



Publications are special consultancy reports with up-dated analyses and ideas of experienced commodity experts
For further information, please visit our website at www.agro.gov.vn/ www.ipsard.gov.vn
Customer service