

VIETNAM RICE MARKET

agro@info
INFORMATION CENTER FOR AGRICULTURE
AND RURAL DEVELOPMENT

I. DOMESTIC MARKET

Production

According to the General Statistics Office, though the areas planted to 2009 tenth-month rice nationwide are expected to decrease slightly, high yields will be reached; consequently, output will increase. Specifically, the total acreage of tenth-month rice in the whole country has reached 2,008.2 thousand ha, decreasing by 10.2 thousand ha. This drop is because part of the acreage has been switched to summer-fall rice cultivation (in the North Central Region, Central Coast and Southeast). Currently, tenth-month rice in the provinces is growing well. Therefore, output of the 2009 tenth-month crop is projected to reach 9.1 million tons, up 62.6 thousand tons from 2008.

As of mid September 2009, the whole country had planted 1.7 million ha of tenth-month rice, an increase of 2.6% over the same period of 2008, fulfilling 84.8% of the total cultivated area. In particular, the Northern provinces planted 123.7 thousand ha, increasing by 2.6%; the southern provinces reached 491.6 thousand ha, increasing by 2.4% compared with 2008.

Output of the 2009 summer-fall crop nationwide is estimated at 11.3 million tons, down 116.3 thousand tons from 2008 on account of reducing areas and yields. Specifically, the total area of summer-fall rice in 2009 is expected at 2.3 million ha, down 8.3 thousand ha. Productivity is estimated at 4.78 tons/ha, down 0.3 quintals/ha.

↑ Output of the 2009 tenth-month crop nationwide is expected to be up from the same period of 2008

↓ Output of the 2009 summer-fall crop nationwide is expected to be down from the same period of 2008

↓ Preliminary statistics of damage caused by the storm No. 9 to the production of summer-fall rice and tenth-month rice in the Central region

↑ Domestic rice market either gets steady or increases slightly compared with last week

↑ Export prices of Thai rice varieties increase slightly

↓ World rice prices may still be at low levels in the coming time

■ Rise sharply

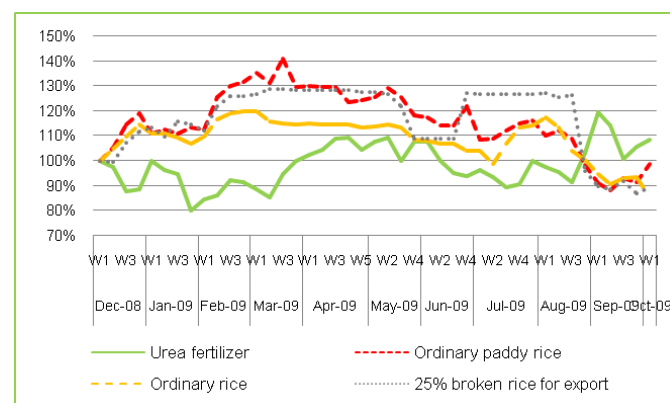
■ Drop sharply

■ Rise slightly

■ Drop slightly

■ Get steady

Figure 1: Correlation between prices of inputs and those of rice varieties between Nov 2008 and Jul 2009 in Can Tho, Nov 2008=100



Source: AGRODATA, AGROINFO

By September 15, 2009, the whole country had harvested 1.8 million ha of summer-fall rice, accounting for 76.2% of the total cultivated area. In particular, the Mekong River Delta harvested 1.5 million ha.

Over the past week, heavy rains and flash floods as a result of the storm No. 9 have damaged the production of summer-fall and tenth-month crops in Central provinces. In Kon Tum, more than 1,100 ha of rice was damaged seriously. In Dak Lak, over 400 ha of summer-fall rice was lodged; in Binh Dinh: 8,300 ha planted to tenth-month rice which was in the flowering period was fallen down, 800 tons of rice seeds reserved for the 2010 winter-spring crop was soaked and damaged; 1,700 ha of tenth-month rice is now being submerged in Thanh Hoa.

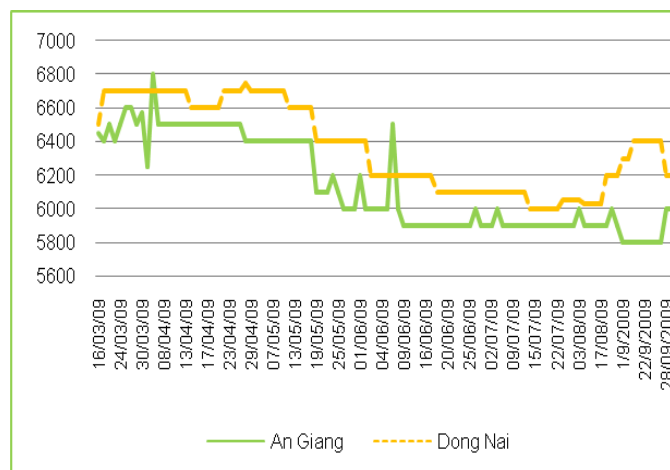
Input market

Fertilizer prices in the markets this week have been stable at low levels and tended to go down.

In Can Tho, the price of Urea fertilizer experienced the strongest decrease, down 9% from last week. In Hanoi, Urea fertilizer was priced at VND 7,000/kg, down 6.6%. Similarly, Urea prices in Ho Chi Minh City and Da Nang, in turn, decreased by 5.9% and 6% compared to last week to reach VND 6,300/kg and VND 6,200/kg. In some other markets such as Tra Vinh, Ben Tre, Binh Duong, Kien Giang, Urea prices got stable against last week.

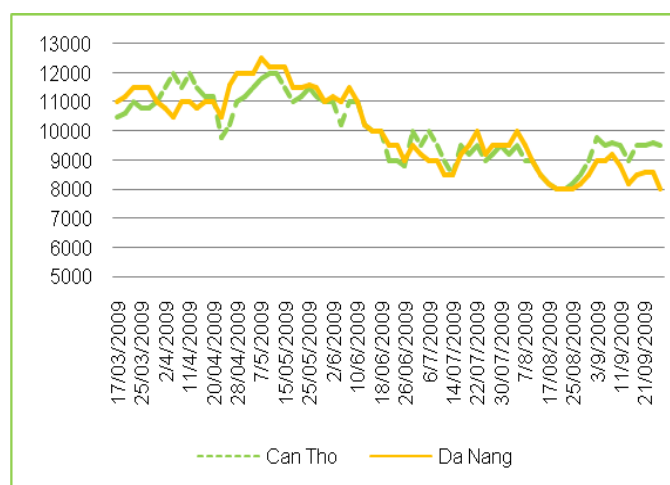
DAP prices this week were also relatively stable compared to last week. DAP fertilizer was priced at VND 8,500/kg in An Giang,

Figure 2: Urea prices in several provinces, VND/kg



Source: AGRODATA, AGROINFO

Figure 3: DAP price movements in several provinces, VND/kg



Source: AGRODATA, AGROINFO

VND 7,450/kg in Dong Nai and VND 9,600/kg in Kien Giang.

Regarding the import of fertilizer, according to statistics of the Ministry of Agriculture and Rural Development, the combined volume of fertilizer imported in September 2009 reached 400 thousand tons, up 60% compared with August 2009. In particular, Urea imports reached 130 thousand tons, SA 90 thousand tons, DAP 130 thousand tons, NPK 9 thousand tons and other fertilizers about 23 thousand tons.

Thus, total fertilizer imports of Vietnam in the first 9 months of 2009 reached 3.25 million tons, worth US\$ 1.03 billion, up 23.15% in volume over the same period of 2008.

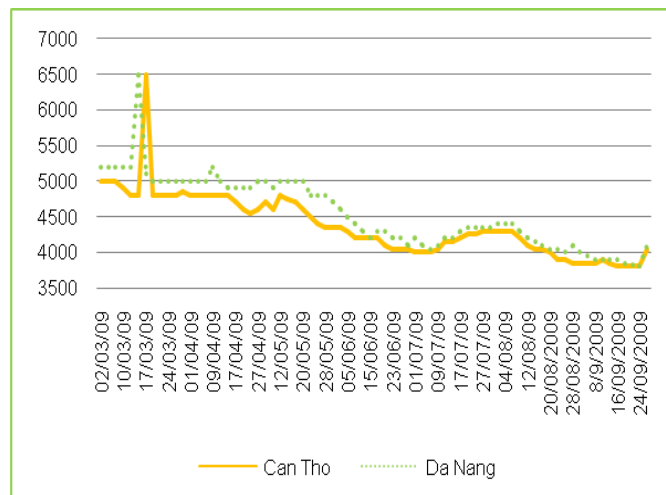
Domestic rice

Over the past week, rice prices have been either stable or on the small rise compared to last week.

Ordinary paddy rice prices in Kien Giang and Ben Tre stabilized at VND 3,800/kg and VND 5,500/kg respectively. Meanwhile, in most other provinces in the Mekong River Delta, high-grade paddy rice price continued to increasing slightly by VND 100-300/kg. Specifically, in Can Tho, ordinary paddy rice was sold for VND 3,925/kg, up 3.2% from last week. Similarly, it rose by 4.9% (reaching VND 4,000/kg), 9.3% (reaching VND 4,100/kg) and 3.6% (reaching VND 3,975/kg) in Da Nang, Bac Lieu and Ho Chi Minh City respectively.

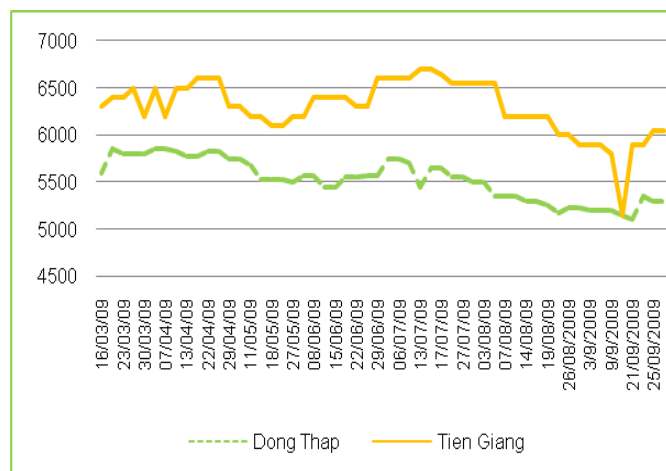
Similarly, ordinary rice prices remained unchanged in An Giang (VND 7,000/kg), Bac Lieu (VND 7,500/kg) and Ben Tre (VND

Figure 4: Price movements of ordinary paddy rice in several provinces, VND/kg



Source: AGRODATA, AGROINFO

Figure 5: Price movements of brown rice in several provinces, VND/kg



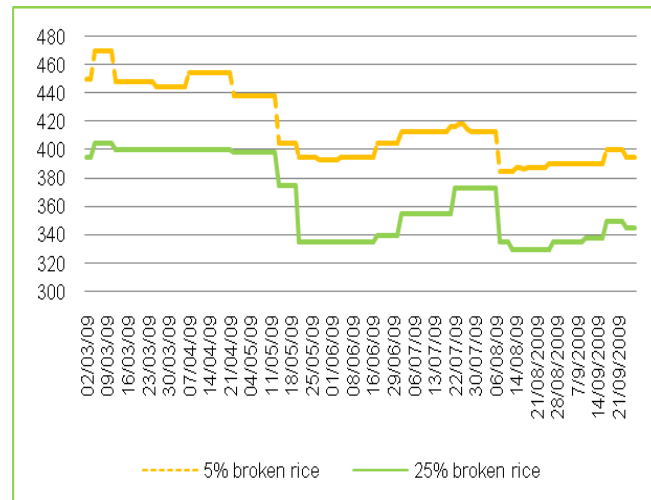
Source: AGRODATA, AGROINFO

8,000/kg). In Da Nang, ordinary rice was priced at VND 8,350/kg, 4.3% higher than last week.

Rice prices in many provinces have kept rising slightly compared with last week due to the Government's instructions for the temporary storage of 500,000 tons of summer-fall rice. Growing rice prices have given a boost to rice purchase activities; however, as assessed by provincial Departments of Agriculture, the current purchase price has yet to be the expected level and really ensure rice growers 30% profits.

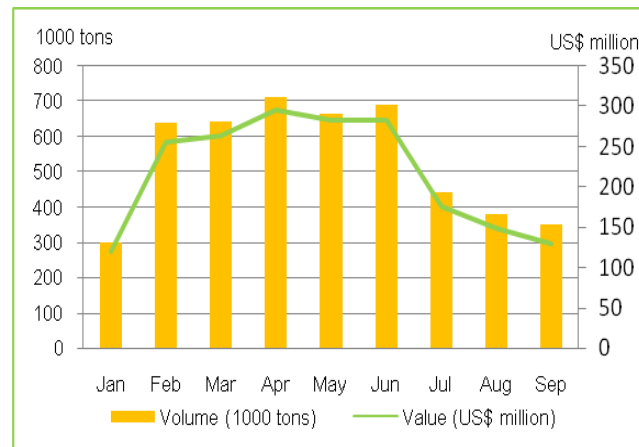
According to statistics of the Vietnam Food Association (VFA), by September 24, 2009, its member enterprises had bought merely 289 thousand tons of rice, reaching 57.8% of its September purchase plan. If compared with phase 1, these enterprises had successfully bought 490.8 thousand tons of rice, reaching 122.71%, surpassing the August purchase plan by 400 thousand tons. There have been opposite opinions about the "contradiction" in this second-phase purchase. One question that has been raised is whether or not the lower-than-planned results of the purchase for phase 2 are caused by insufficient summer-fall rice inventories among farmers in the Mekong River Delta. However, from a broader view, it can be seen that with the output of summer-fall rice in the Mekong River Delta estimated at about 9 million tons, the purchase of 500,000 tons of rice is not too difficult to complete. However, the current purchase price may probably not really be profitable for some farmers (if their rice yields are low), so they may keep their produce for possible price increases to sell.

Figure 6: Export price movements of Vietnamese rice varieties, US\$/ton



Source: AGRODATA, AGROINFO

Figure 7: Rice export volume and value of Vietnam, 2009



Source: VFA

According to statistics of provincial agriculture departments, the commercial rice volume among farmers may remain high. For example, in An Giang, there has still been about 250 thousand tons of commercial rice left.

Rice for export

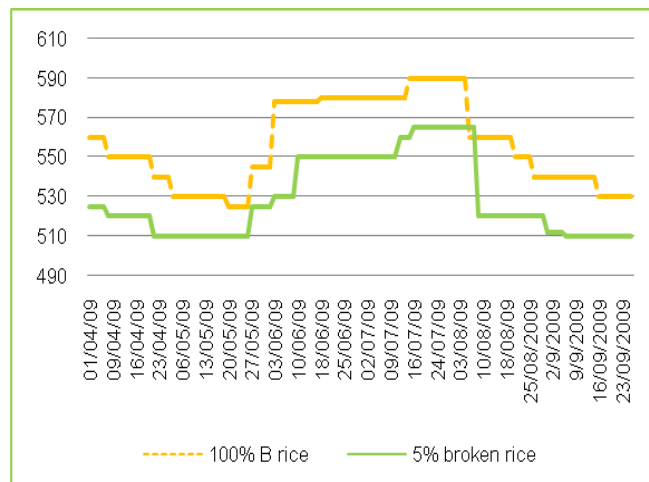
Vietnam's rice exports have been down slightly by US\$ 2/ton on average compared with last week. The main cause is there have been no upward fluctuations in market demand during the week. Moreover, some customers are waiting for lower prices after the Government of Thailand signaled a new opening of its national rice stock.

Vietnamese 5% broken rice for export has dropped to US\$ 395/ton this week from US\$ 397/ton observed last week. Similarly, Vietnamese 25% broken rice for export has also declined by US\$ 2/ton to US\$ 345/ton compared with last week.

In September 2009, Vietnam's rice exports significantly reduced in volume and value compared with August 2009. Rice exports in September 2009 reached 350 thousand tons, valued at US\$ 130 million, down 7.7% in volume and 12.8% in value compared with August 2009. Rice exports in the first 9 months of 2009 totaled 4.89 million tons, worth nearly US\$ 2 billion, up 34% in volume but down 7.8% in value in comparison with the same period of 2008.

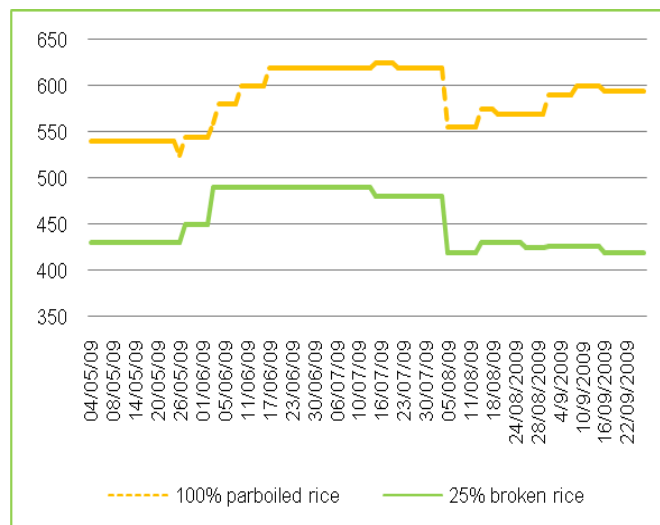
Noticeably, over the past week, the Vietnamese Ministry of Industry and Trade has signed a memorandum of cooperation with the Ministry of Industry and Commerce and Tourism of East Timor allowing Vietnamese enterprises to

Figure 8: Export prices of Thai 100% B and 5% broken rice, US\$/ton



Source: AGRODATA, AGROINFO

Figure 9: Export prices of Thai 100% parboiled rice and 25% broken rice, US\$/ton



Source: AGRODATA, AGROINFO

export 200,000 tons of various rice varieties every year to the country. Thus, this agreement offers Vietnam's rice exporting enterprises access to East Timor's market of more than 1.1 million people. However, specific volumes, prices and delivery time will be negotiated later by enterprises of both sides themselves.

II. WORLD MARKET

This week, the world rice market has been stable as compared with last week thanks to the continued support from intervention programs of the governments. However, rice prices have yet to increase sharply as rice demand from Africa has just leveled off.

Thailand

This week, the rice export market in Thailand has either been stable or increased slightly (depending on types of rice) compared to last week as a result of the exchange rate fluctuations.

Export prices of Thai 5% broken rice and 25% broken rice stabilized at US\$ 510/ton and US\$ 420/ton compared with last week. Thai 100% parboiled rice and 100% B rice rose slightly due to the exchange rate fluctuations, causing some exporters to be more careful in reporting their export prices. Currently, Thai Baht is priced at 33.5 THB/USD, compared to the average of 33.8 THB/USD observed in a recent few weeks. Specifically, exportable 100% parboiled rice this week was offered at US\$ 602/ton, 1.18% higher than last week. The price of 100% B rice reached US\$ 531/ton, up US\$ 1/ton from last week.

According to the Thai Rice Exporters Association, between September 14 and September 20 2009, Thailand's rice exports

(excluding aromatic rice) reached 142.1 thousand tons, an increase of 8 thousand tons compared to the previous week. Accumulated rice exports of Thailand (including aromatic rice) from January 1, 2009 to September 18, 2009 reached 6.2 million tons, down 23.4% (8.12 million tons) compared to the same period of 2008.

According to the latest report from the Thai Minister of Commerce, the Government will still intervene through the purchase of up to 2 million tons of paddy rice if paddy rice prices in the upcoming crop fall below the market prices. Currently, the total rice reserves in Thailand have already reached 6-7 million tons. The Minister also announced that in the days to come, this country would continue to sell around 500,000 - 1,000,000 tons of rice in reserve. However, the final decision as to how many tons of rice will be sold will be made by the National Rice Commission in the coming days after the Thai Prime Minister's return from the United States.

Philippines

Over the past week, the typhoon Ketsana has hit the Philippines, causing serious damage to people and properties. Concerning the rice sector alone, the typhoon has damaged 124.2 thousand ha of rice, equivalent to a loss of about 180.2 thousand tons of rice. Despite its domestic heavily-damaged rice production, the Philippine government is considering whether to import more rice in the final months of 2009.

In the previous years, in the fourth quarter, the Philippines would normally import more rice to meet consumer demand of the following year. However, according to the latest report

from the country, it is considering whether to buy more rice in the final months of 2009 or not. Since January 2009, the Philippines has imported 1.77 million tons of rice, mainly from Vietnam as compared to 2.3 million tons in 2008. Hence, the decision as to whether it should stop buying more rice in late 2009 or come back to the market for more rice to be used in 2010 is still under consideration.

III. MARKET PROSPECTS

Domestic market

Rice prices in the domestic market will continue stable in a next few weeks. However, when the Government's second-phase purchase of rice ends, rice prices may drop again due to rising supply while demand is yet to increase sharply.

Export prices of Vietnamese rice varieties, despite being supported by the Government's purchase policy, will be unlikely to increase in the coming time. They will retain the same levels as stable as at present thanks to the information about the purchase of East Timor.

World market

Export prices of Thai rice varieties will continue to be supported by its Government's rice purchase programs in the coming time. Regarding the world market, the Thai government's intention to open its national rice stock in the time to come has, to some extent, encouraged buyers to wait for further reductions in price, thereby leading to current weak demand for rice.

APPENDICES

MARKET DATA

Appendix 1

Date	Body in charge	Concerning	Content
04/06/2009	Government	The regulation of production and consumption of rice in the Mekong River Delta	The Government will not limit rice exports in 2009
			Rice export targets will be adjusted in accordance with the situation of domestic rice production
			The Government will not allocate rice export quotas to the provinces
			A policy on buying rice for temporary reserves to prevent price decreases may be adopted
			Provinces need strictly limit the planting of low-quality paddy varieties.
20/05/2009	Government	The regulation of rice export	The Ministry of Agriculture and Rural Development should coordinate with provinces in instructing an appropriate structure of rice varieties with attention paid to rice drying
			In the near future, rice import across the border will be implemented in line with current regulations and agreements signed with other countries.
			Defining rice export as a conditional business
			It is necessary to organize meetings clearly defining responsibilities of ministries, sectors, People's Committees of provinces, the Vietnam Food Association, and others associated with the regulation of rice export.
			The Ministry of Industry and Trade and Vietnam Food Association periodically report the situation of rice export to the Ministry of Information and Communications
29/04/2009	MARD	Dispatch No. 15 BNN/CD on supervising the direct-seeding of IR 50404 in the 2009 summer-fall crop	Maintain the area of IR50404 at a maximum 15-20% of the total planted areas
04/05/2009	VFA		Allowing enterprises to sign new contracts or resume the transaction of rice export contracts.
23/02/2009	VFA	Suspending the signing of new contracts delivery time of which would fall in the first 6 months of 2009	To ensure food safety, it is necessary to extend the delivery time as signed rice volume within early months has exceeded the target.

15/6/2009	Government	Notification No. 176/TB-VPCP on strengthening the regulation of rice export	To ensure food production and trading activities by preventing stagnation of commercial rice and assuring profits for rice growers.
10/08/2009	VFA		21 rice exporting enterprises that are members of the Association will purchase 400,000 tons of summer-fall rice for phase 1 at a floor price of VND 3,800/kg.
09/09/09	VFA	Second phase purchase	The Association will purchase an additional (phase 2) 500,000 tons of rice, equivalent to 1 million tons of paddy rice at a price of no less than VND 3,800/kg.

Appendix 2:

Time	Volume (ton)	Value (US\$)
First 17 days of July 2009	210425	83790000
First 24 days of July 2009	311954	121795000
First 30 days of July 2009	443381	175626000
First 7 days of August 2009	54265	21906000
First 14 days of August 2009	113232	46220000
First 21 days of August 2009	245533	95484000
First 28 days of August 2009	379252	149266000
First 31 days of August 2009	464577	184875000
First 11 days of September 2009	62085	25159000
First 19 days of September 2009	147106	56856000
First 25 days of September 2009	249233	91744000

Source: VFA

Appendix 3:

Accumulated rice exports from 01/01/09 to	Volume (ton)	Value (US\$)
24/07/2009	3962146	1623000000
30/07/2009	4093573	1677000000
07/08/2009	4162499	1706000000
14/08/2009	4223654	1731000000
21/08/2009	4356156	1780000000
28/08/2009	4489899	1834000000

31/08/2009	4575224	1870000000
11/09/2009	4637310	1895000000
19/09/2009	4721366	1926000000
25/09/2009	4823486	1961000000

Source: VFA

1. Prices for some Thai rice varieties, US\$/ton

Rice variety	Date	Week 40 (28/09- 4/10/2009)	Compared to last week	Compared to last month	Compared to last quarter	Compared to last year
100%B	9/29/2009	530	530	0	-4.85	-4.16
100% parboiled	9/29/2009	595	595	0	4.2	5.12
15% brokens	9/29/2009	500	500	0	-0.6	1.42
10% brokens	9/29/2009	505	505	0	-1.75	-1.17
5% brokens	9/29/2009	510	510	0	-2.49	-3.04
25% brokens	9/29/2009	420	420	0	-2.55	-7.49

Source: AGRODATA, AGROINFO, IPSARD, www.agro.gov.vn

2. Prices for some Vietnamese rice varieties, US\$/ton

Rice variety	Date	Week 40 (28/09- 4/10/2009)	Compared to last week	Compared to last month	Compared to last quarter	Compared to last year
5% brokens	395	395	-0.5	0.51	-5.73	-33.16
25% brokens	345	345	-0.58	1.47	-5.99	-35.99

Source: AGRODATA, AGROINFO, IPSARD, www.agro.gov.vn

3. Ordinary rice prices in some markets, VND/kg

Market	Date	Price	Week 40 (28/09- 4/10/2009)	Compared to last week	Compared to last month	Compared to last quarter	Compared to last year
An Giang	30/9/2009	7000	7000	0	0	-1.62	6.3
Can Tho	30/9/2009	7800	7400	-5.13	-9.31	-10.78	-12.23
Da Nang	30/9/2009	8500	8350	4.38	-2.34	-4.34	-9.92
Hanoi	30/9/2009	8800	8400	-1.18	-3.11	-6.06	-10.84
HCMC	30/9/2009	8500	8500	0	-3.08	-4.32	11.79

Source: AGRODATA, AGROINFO, IPSARD, www.agro.gov.vn

4. Urea fertilizer prices in some markets, VND/kg

Market	Date	Price	Week 40 (28/09- 4/10/2009)	Compared to last week	Compared to last month	Compared to last quarter	Compared to last year
An Giang	30/9/2009	6000	6000	0	0	-5.02	-24.01
Can Tho	30/9/2009	6000	6000	-6.74	-4.49	-10.82	0.84
Da Nang	30/9/2009	6000	6050	-6.44	-3.55	-10.04	1.68
Dong Nai	30/9/2009	6200	6200	-3.12	1.34	-3.64	-24.95
Hanoi	30/9/2009	6500	6650	-9.32	-5.24	-3.75	7.09
HCMC	30/9/2009	6200	6200	-6.06	-1.45	-12.21	-1.12

Source: AGRODATA, AGROINFO, IPSARD, www.agro.gov.vn

5. DAP fertilizer prices in some markets, VND/kg

Market	Date	Price	Week 40 (28/09- 4/10/2009)	Compared to last week	Compared to last month	Compared to last quarter	Compared to last year
An Giang	30/9/2009	7400	7400	0	-5.13	-7.24	-52.41
Can Tho	30/9/2009	8200	8200	-13.99	-5.15	-24.6	-30.39
Da Nang	30/9/2009	8000	8000	-4.76	-7.76	-27.44	-33.58
Dong Nai	30/9/2009	7450	7450	0	0.27	-10.37	-57.79

Hanoi	30/9/2009	10800	10800	-1.82	-1.82	-13.02	-40.97
HCMC	30/9/2009	8500	8500	-7.94	-6.87	-25.4	-31.4

Source: AGRODATA, AGROINFO, IPSARD, www.agro.gov.vn

6. Weekly price for ordinary rice in some markets, VND/kg

Week	An Giang	Hanoi	Kien Giang	HCMC
32(03/08-09/08/2009)	7000	8600	6500	9500
33(10/08-16/08/2009)	7000	9000	5500	9000
34(17/08-23/08/2009)	7000	8500	5100	8500
35(24/08-30/08/2009)	7000	8550	-	8350
36(31/08-06/09/2009)	7000	9000	-	8500
37(07/09-13/09/2009)	7000	8500	5100	8200
38(14/09-20/09/2009)	7000	8750	5100	8000
39 (21/9-27/09/2009)	7000	8500	5200	8000
40 (28/9-4/10/2009)	7000	8400	5200	8500

Source: AGRODATA, AGROINFO, IPSARD, www.agro.gov.vn

7. Weekly price for Nang Huong rice in some markets, VND/kg

Week	An Giang	Ben Tre	Kien Giang
33(10/08-16/08/2009)	13500	13000	16500
34(17/08-23/08/2009)	13500	13000	16500
35(24/08-30/08/2009)	13500	13000	16500
36(31/08-06/09/2009)	13500	13000	16500
37(07/09-13/09/2009)	13500	13000	16500
38(14/09-20/09/2009)	13500	13000	16500
39 (21/9-27/09/2009)	13500	-	16500
40 (28/9-4/10/2009)	13500	-	16500

Source: AGRODATA, AGROINFO, IPSARD, www.agro.gov.vn

8. Weekly price for brown rice in some markets, VND/kg

Week	An Giang	Ben Tre	Dong Thap	Kien Giang
33(10/08-16/08/2009)	5250	7200	5350	5300

34(17/08-23/08/2009)	5250	6900	5300	5300
35(24/08-30/08/2009)	5230	6800	5175	5300
36(31/08-06/09/2009)	5130	-	-	5180
37(07/09-13/09/2009)	5130	-	5200	5180
38(14/09-20/09/2009)	5200	6750	5150	5170
39 (21/9-27/09/2009)	5200	-	5100	5100
40 (28/9-4/10/2009)	5300	6850	5290	5100

Source: AGRODATA, AGROINFO, IPSARD, www.agro.gov.vn

9. Weekly price for ordinary paddy rice in some markets, VND/kg

Week	Ben Tre (wholesale)	Can Tho (retail)	Dong Nai (retail)
32(03/08-09/08/2009)	5200	4300	4500
33(10/08-16/08/2009)	5200	4150	4300
34(17/08-23/08/2009)	5200	4050	4300
35(24/08-30/08/2009)	5500	3900	4000
36(31/08-06/09/2009)	-	-	4000
37(07/09-13/09/2009)	-	3850	4000
38(14/09-20/09/2009)	5500	3825	4000
39 (21/9-27/09/2009)	-	3800	4000
40 (28/9-4/10/2009)	5500	3925	3800

Source: AGRODATA, AGROINFO, IPSARD, www.agro.gov.vn

10. Weekly price for Urea fertilizer in some markets, VND/kg

Week	An Giang	Ben Tre	Dong Nai
31(27/07-02/08/2009)	5900	6200	6050
32(03/08-09/08/2009)	5900	6100	6040
33(10/08-16/08/2009)	5900	6100	6030
34(17/08-23/08/2009)	5900	6100	6200
35(24/08-30/08/2009)	5900	6100	6200

36(31/08-06/09/2009)	6000	-	6300
37(07/09-13/09/2009)	5800	-	6300
38(14/09-20/09/2009)	5800	6100	6400
39 (21/9-27/09/2009)	5800	-	6400
40 (28/9-4/10/2009)	6000	6000	6200

Source: AGRODATA, AGROINFO, IPSARD, www.agro.gov.vn

11. Weekly price for DAP fertilizer in some markets, VND/kg

Week	An Giang	Ben Tre	Dong Nai	Tien Giang
31(27/07-02/08/2009)	7800	10000	7600	6700
32(03/08-09/08/2009)	7800	10000	7600	6750
33(10/08-16/08/2009)	7800	10000	7400	6900
34(17/08-23/08/2009)	7800	10000	7400	-
35(24/08-30/08/2009)	9100	10000	7350	6800
36(31/08-06/09/2009)	9100	10000	7450	6800
37(07/09-13/09/2009)	8600	-	7450	-
38(14/09-20/09/2009)	7400	10000	7450	-
39 (21/9-27/09/2009)	7400	-	7450	-
40 (28/9-4/10/2009)	7400	10000	7450	6900

Source: AGRODATA, AGROINFO, IPSARD, www.agro.gov.vn

12. Weekly prices for Vietnamese 5% and 25% broken rice varieties, and Thai 5% and 25% broken rice varieties, US\$/ton

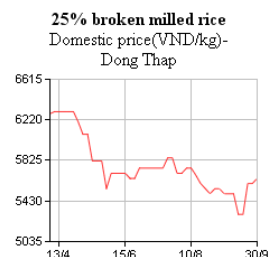
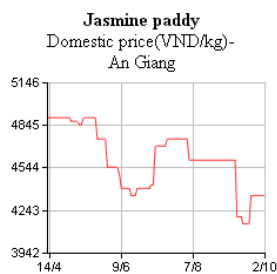
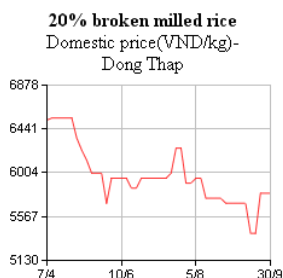
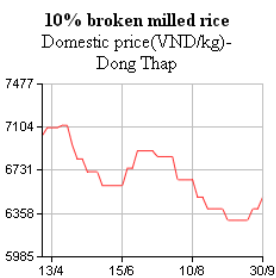
Week	Vietnamese 5% brokens	Vietnamese 25% brokens	Thai 5% brokens	Thai 25% brokens
31(27/07-02/08/2009)	413	373	565	480
32(03/08-09/08/2009)	413	373	565	480
33(10/08-16/08/2009)	385	333,33	520	420
34(17/08-23/08/2009)	387,67	330	520	430
35(24/08-30/08/2009)	388	330	520	430
36(31/08-06/09/2009)	390	335	511	425.5
37(07/09-13/09/2009)	390	335	510	426

38(14/09-20/09/2009)	396	345	510	424
39 (21/9-27/09/2009)	400	350	510	420
40 (28/9-4/10/2009)	395	345	510	420

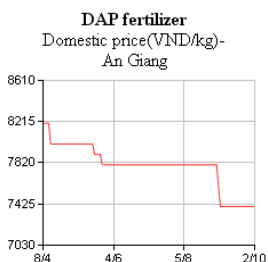
Source: AGRODATA, AGROINFO, IPSARD, www.agro.gov.vn

DOMESTIC MARKET

Food prices

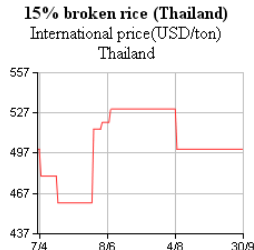
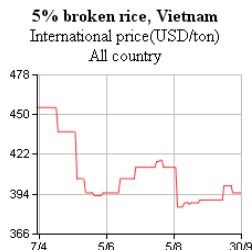
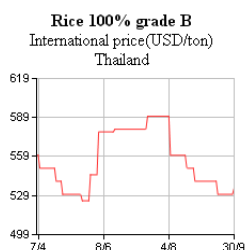


Input prices

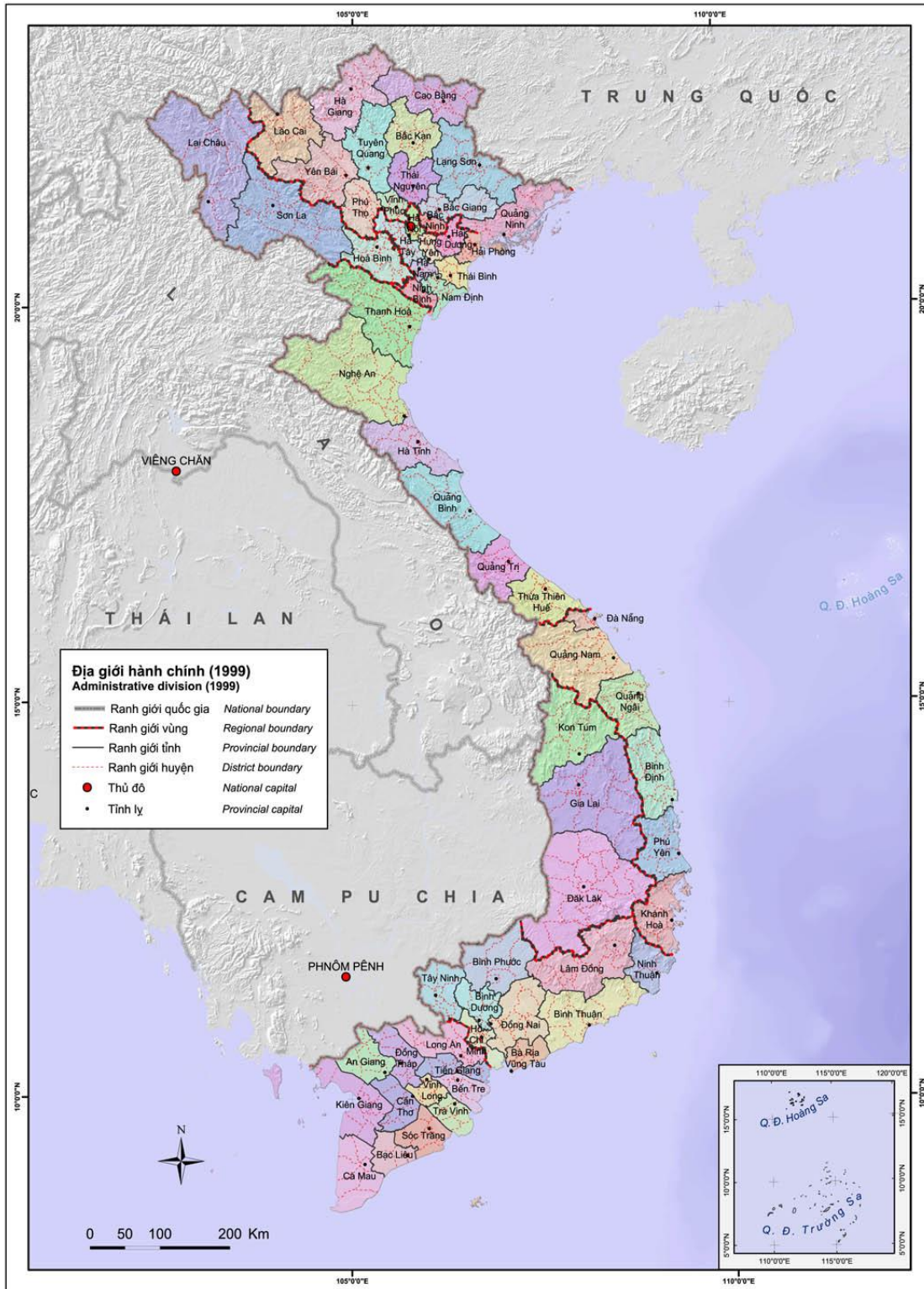


INTERNATIONAL MARKETS

Food prices



* All rights are reserved. Any recommendations, data contained in this publication are extracted from publicized sources, guaranteed validity by AGROINFO starting from the time of publication. Expressions of opinion are those of AGROINFO only and do not represent points of views from neither IPSARD nor MARD of Vietnam. This research report is prepared for the use of AGROINFO clients and may not be redistributed, retransmitted or disclosed, in whole or in part, or in any form or manner, without the express written consent of AGROINFO.



PUBLICATION LIST

No	Publication name	Version	Note
1	Vietnam meat and food market in the second Quarter, 2009	Vietnamese	Available
		English	Available
2	Animal feed market in the second Quarter, 2009	Vietnamese	Available
		English	Available
3	Vietnam fishery sector in the second Quarter, 2009	Vietnamese	Available
		English	Available
4	Vietnam rice sector in the second Quarter, 2009	Vietnamese	Available
		English	Available
5	Vietnam fertilizer sector in the second Quarter, 2009	Vietnamese	Available
		English	Available
6	Vietnam pesticide sector in the second Quarter, 2009	Vietnamese	Available
		English	Available
7	Milk consumption survey in Hanoi and Ho Chi Minh city	Vietnamese	Available
		English	Available
8	Vietnam Rubber sector in the third Quarter, 2009	Vietnamese	Available
		English	Available
9	Vietnam meat and food market in the third Quarter, 2009	Vietnamese	Available
		English	Available
10	Animal feed market in the third Quarter, 2009	Vietnamese	Available
		English	Available
11	Vietnam fishery sector in the third Quarter, 2009	Vietnamese	Available
		English	Available
12	Vietnam rice sector in the third Quarter, 2009	Vietnamese	Available
		English	Available
13	Vietnam fertilizer sector in the third Quarter, 2009	Vietnamese	Available
		English	Available
14	Vietnam Sugar-cane sector in the third Quarter, 2009	Vietnamese	Available
		English	Available
15	Consumption survey report: Milk consumption pattern in Vietnam	Vietnamese	Available
		English	Available
16	Consumption survey report: Sterilized and Fresh milk consumption pattern in Vietnam	Vietnamese	Available
		English	Available
17	Consumption survey report: Oil consumption pattern in Vietnam	Vietnamese	Available
		English	Coming soon
18	Consumption survey report: Fish sauce consumption pattern in Vietnam	Vietnamese	Available
		English	Available
19	Vietnam Rice market weekly	Vietnamese	Weekly
		English	
20	Vietnam Food market weekly	Vietnamese	Weekly
		English	
21	Vietnam Animal Feed market weekly	Vietnamese	Weekly
		English	
22	Vietnam Fertilizer market weekly	Vietnamese	Weekly
		English	
23	Vietnam Fishery market weekly	Vietnamese	Weekly
		English	