

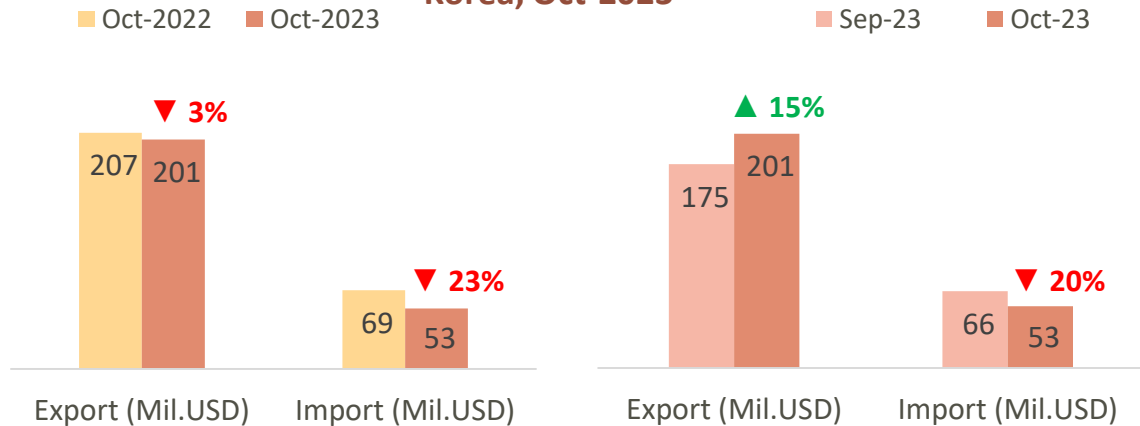
MONTHLY REPORT ON AGRI-PRODUCT EXPORT *FROM THE REPUBLIC OF KOREA* MARKET*



* in short called Korea

THE SITUATION OF AGRO-FORESTRY-FISHERY (AFF) PRODUCT EXPORT FROM VIETNAM TO THE KOREA IN OCT-2023

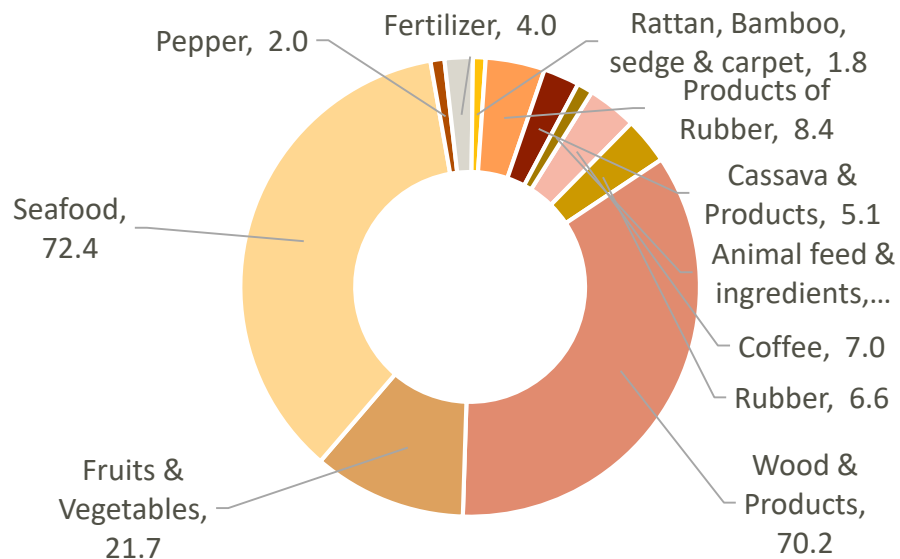
AFF product import-export turnover between Vietnam and Korea, Oct-2023



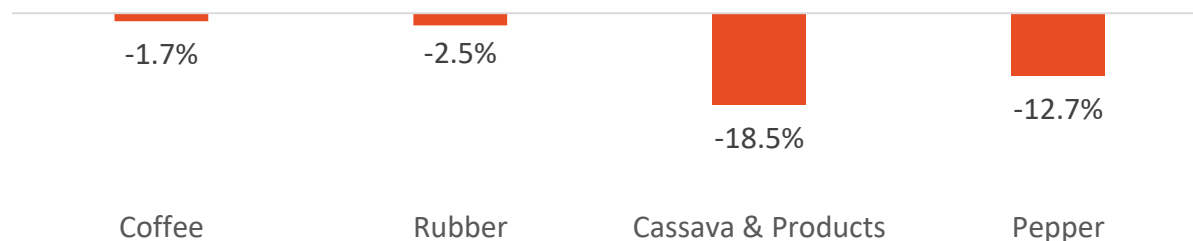
Changes in key AFF product export value to the Korea in Oct-2023 compared to Oct-2022



Key AFF product export value to Korea, Oct-2023



Changes in average export value of key AFF products to the Korea in Oct-2023 compared to Sep-2022





KDI forecasts that the Korean economy will grow by 2.2% in 2024

The Korea Development Institute (KDI) forecasts that the Korean economy will grow by 2.2% in 2024, focusing on export recovery. The growth rate of KDI was lower than the Korean Government's forecast rate of 2.4% and slightly higher than the Organization for Economic Cooperation and Development (OECD) (2.1%); but KDI's forecast rate is equal to the predictions of the International Monetary Fund (IMF), the Central Bank of Korea (BOK) and the Asian Development Bank (ADB).

Source: World.kbs.co.kr



The Central Bank of Korea continues to keep the basic interest rate

On November 30, the Central Bank of Korea (BoK) kept the basic interest rate at 3.5%. This is the seventh consecutive time the BoK has frozen interest rates since the February, April, May, July, August and October meetings. The unchanged interest rate took place after the BoK made seven consecutive interest rate increases from April 2022 to January 2023.

BoK still maintains the growth forecast for this year at 1.4% but it reduces the forecasted growth rate for 2024 from 2.2% to 2.1%. BoK also increased its forecast inflation for next year to 2.6% from the previous estimate of 2.4%.

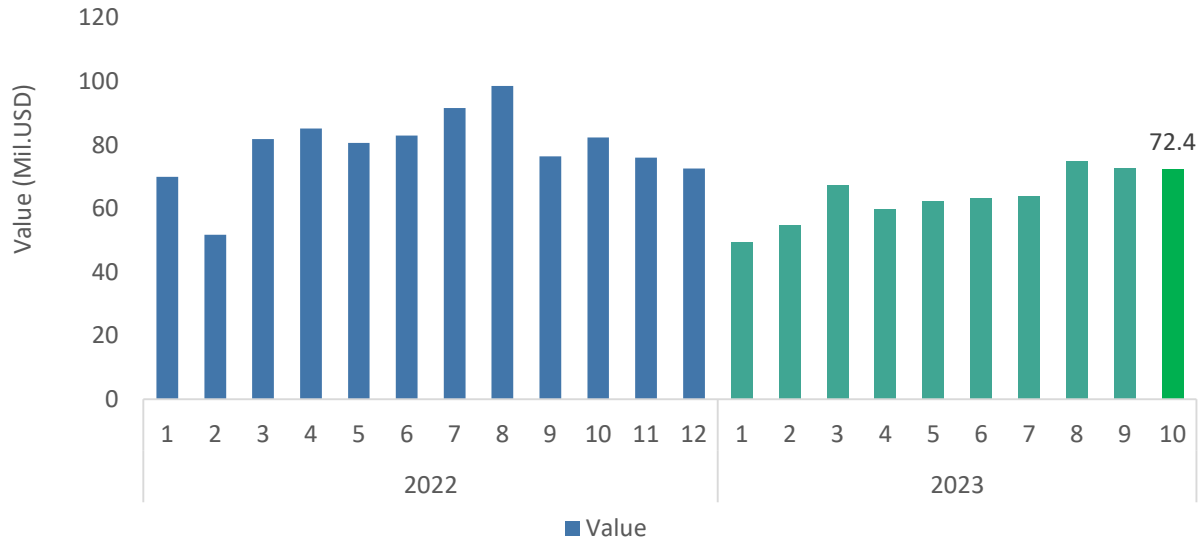
Source: Vietnamplus.vn





SEAFOOD

Export value to Korea, Oct-2023



Export results to Korea, Oct-2023

VALUE

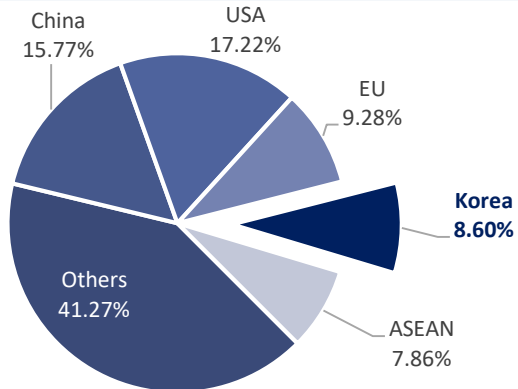
\$

72.4

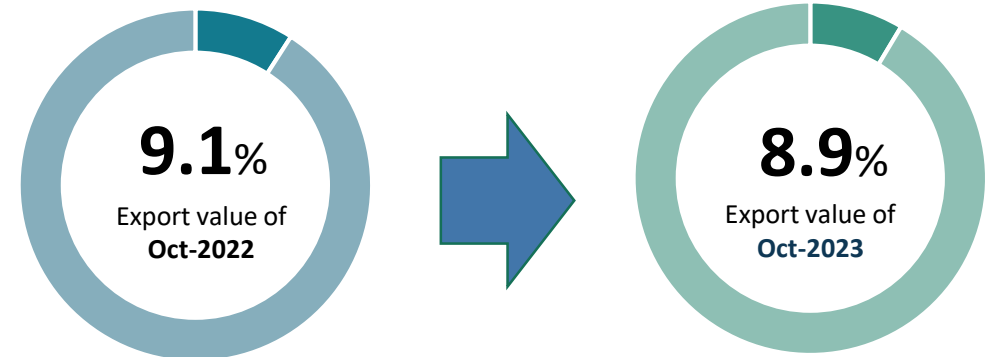
Mil.USD

- ↘ Decrease **0.4%** compared to Sep-2023
- ↘ Decrease **12.2%** compared to Oct-2022
- ↘ **6,8 Mil.USD** less than the monthly average rate in 2022
- » Accumulated 10 months of 2023 reaches **640.3 Mil.USD**, **67.4%** of total 2022

Percentage of export value to Korea, Oct-2023



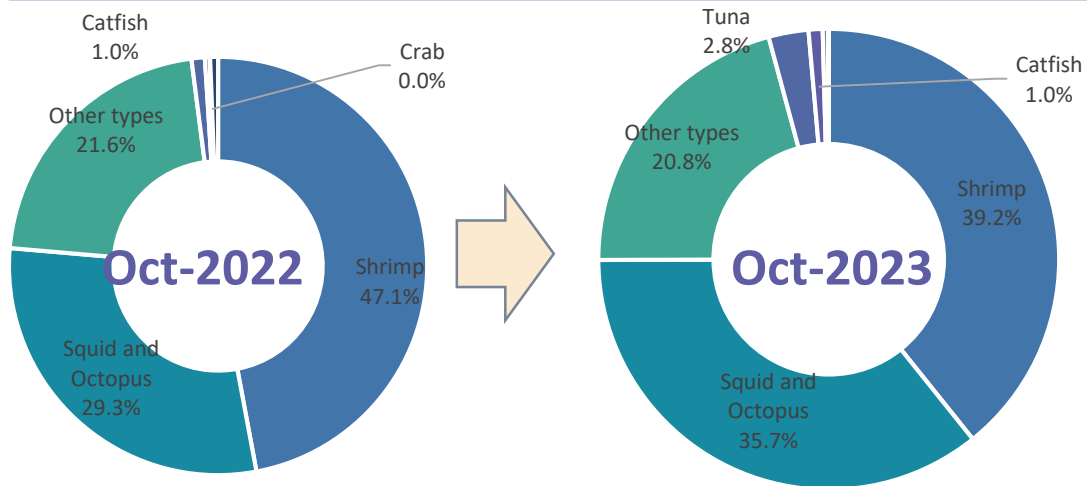
Changes in percentage of export results to Korea, Oct-2023





SEAFOOD

Structure of exports by products to Korea , Oct-2023



Export results to Korea, Oct-2023



Shrimp

Value: **28.1** Mil.USD

Decrease **5.4%** compared to Sep-2023

Decrease **27.4%** compared to Oct-2022



Squid and Octopus

Value: **25.6** Mil.USD

Increase **6.4%** compared to Sep-2023

Increase **6.0%** compared to Oct-2022



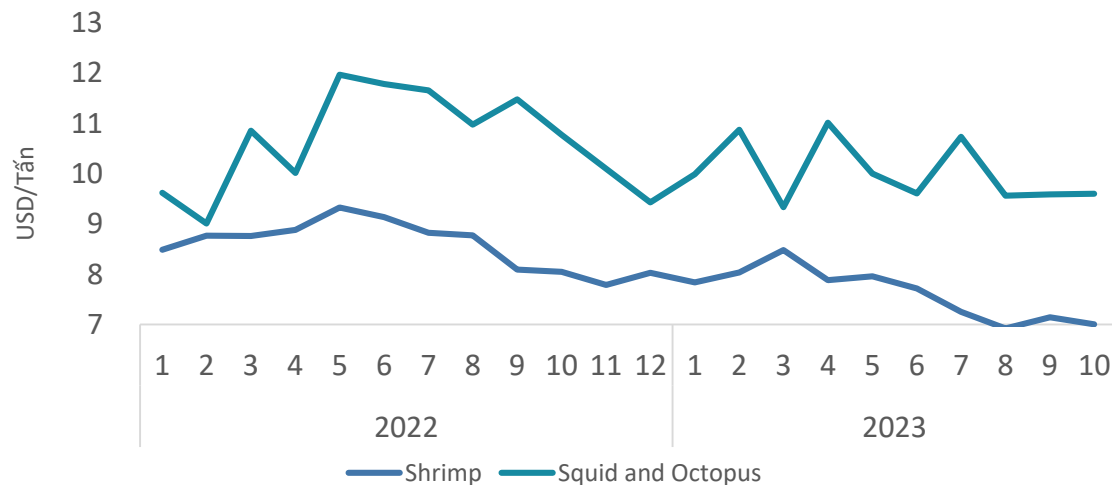
Tuna

Value: **2.0** Mil.USD

Decrease **36.1%** compared to Sep-2023

Increase **300.3%** compared to Oct-2022

Average export price to Korea , Oct-2023



Shrimp

The average export price in Oct-2023 is **7.0** USD/kg; decrease **2.0%** compared to the previous month and decrease **13.0%** compared to the same month of 2022.

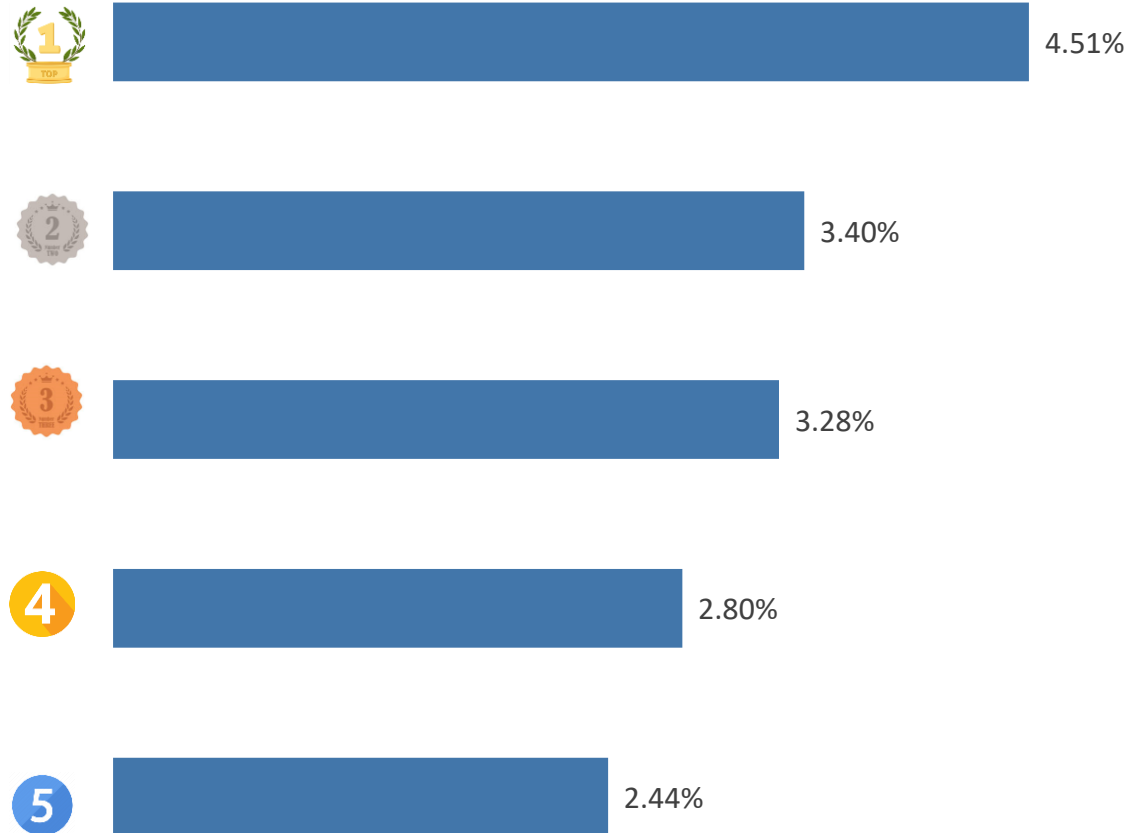
Squid and Octopus

The average export price in Oct-2023 is **9.6** USD/kg; increase **0.1%** compared to the previous month and decrease **10.9%** compared to the same month of 2022.

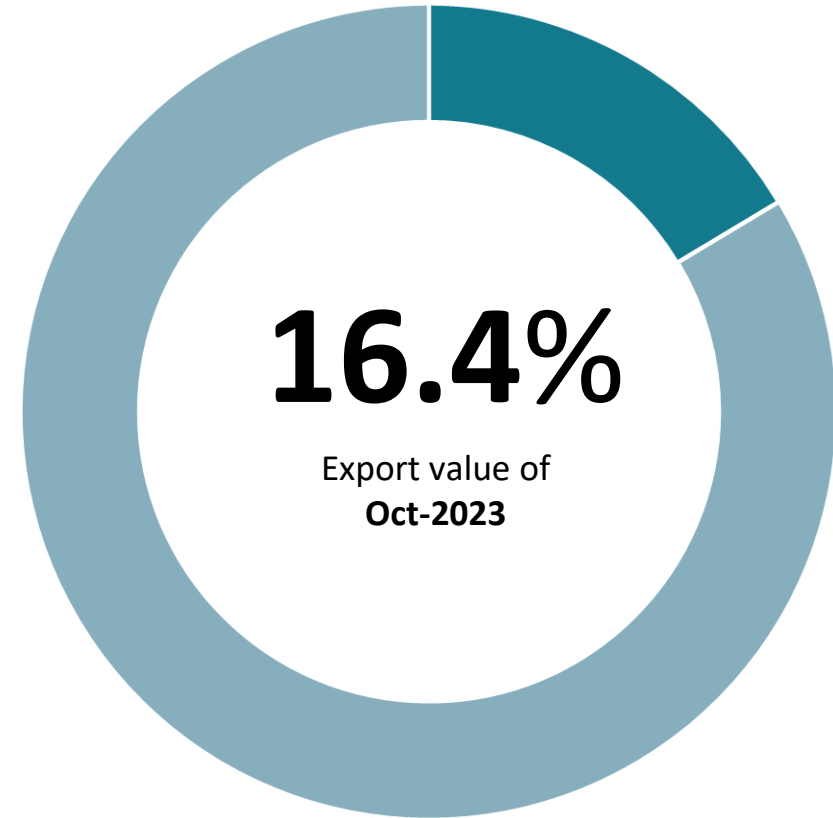


SEAFOOD

TOP 5 export enterprises by value to Korea, Oct-2023



Value ratio of TOP 5 export enterprises to Korea, Oct-2023





01

Korea's seafood imports decrease

The Import-Export Department (Ministry of Industry and Trade) states that in October 2023, Korea's seafood imports reached 102.51 thousand tons, with value of 451.4 Mil.USD, decreasing by 18.8% in volume and 8.1% in value compared to the same month of 2022. Accumulated in the first 10 months of 2023, Korea's seafood imports reached 1.09 million tons, with value of 4.873 billion USD, decreasing by 17.6% in volume and 8.7% in value compared to the same month of 2022. In October 2023, Vietnam is the unique market that have increased volume and value of seafood export in three largest seafood suppliers in Korean market.

Source: Vasep (11/2023)

02

Korea increases seafood supply to stabilize price and reduce inflation

The South Korean government is increasing supplies of mackerel and squid to stabilize prices in high inflation context. The government have released more than 1,500 tons of squid from reserves to the market and expanded mackerel import quotas to reduce price pressure. The Ministry of Finance committed to control inflation rate and improve distribution channels to ensure stable prices for seafood products.

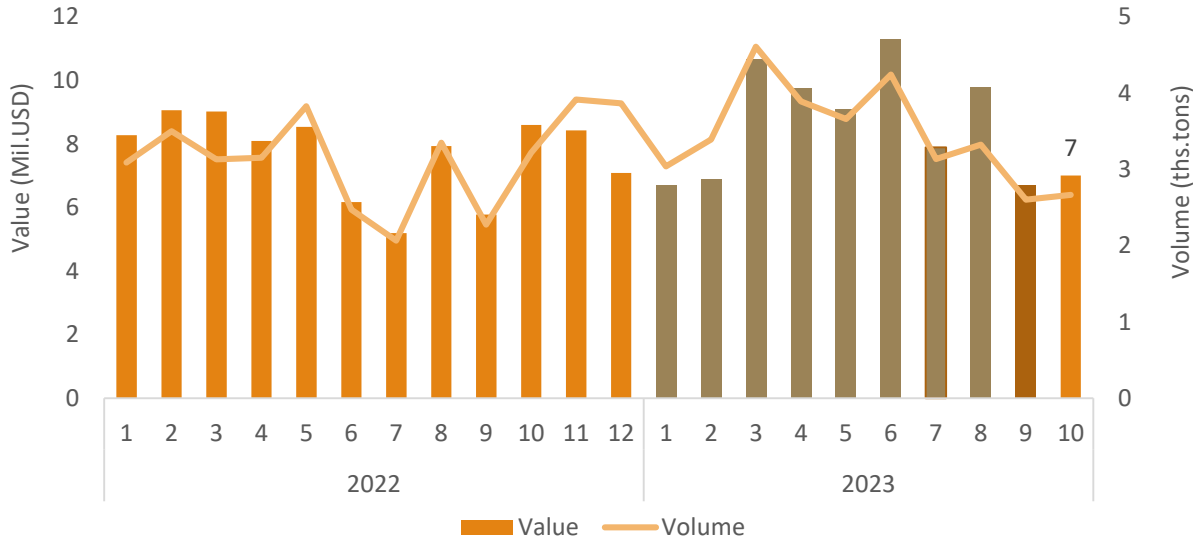
Source: Koreatimes (10/2023)





COFFEE

Export volume and value to Korea, Oct-2023



Export results to Korea, Oct-2023

VALUE

7 Mil.USD

↗ Increase **4.3%** compared to Sep-2023

↘ Decrease **18.5%** compared to Oct-2022

↘ **0.67** Mil.USD less than the monthly average rate in 2022

◇ Accumulated 10 months of 2023 reaches **85.8** Mil.USD, **93.1%** of total 2022

VOLUME

2.7 ths.tons

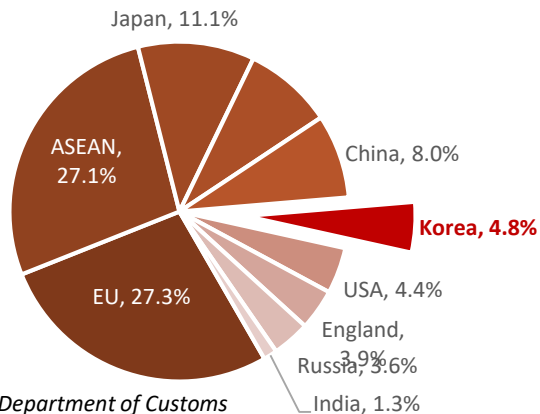
↗ Increase **2.5%** compared to Sep-2023

↘ Decrease **17.1%** compared to Oct-2022


↘ **0.49** tons less than the monthly average rate in 2022

◇ Accumulated 10 months of 2023 reaches **34,6** ths.tons, **91.3%** of total 2022

Percentage of export value to Korea, Oct-2023



Changes in percentage of export results to Korea, Oct-2023

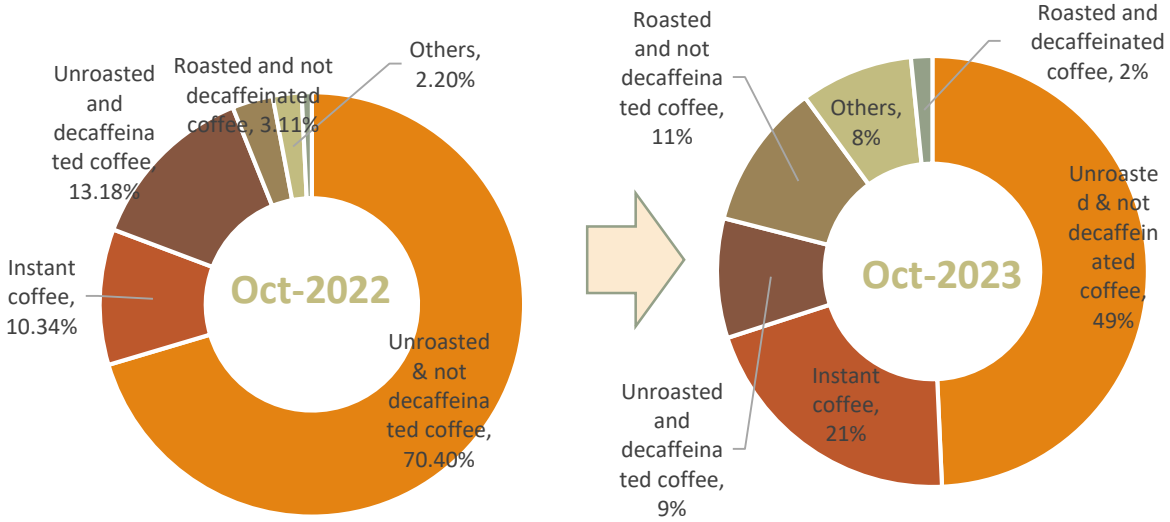


Source: Calculated from data of the General Department of Customs

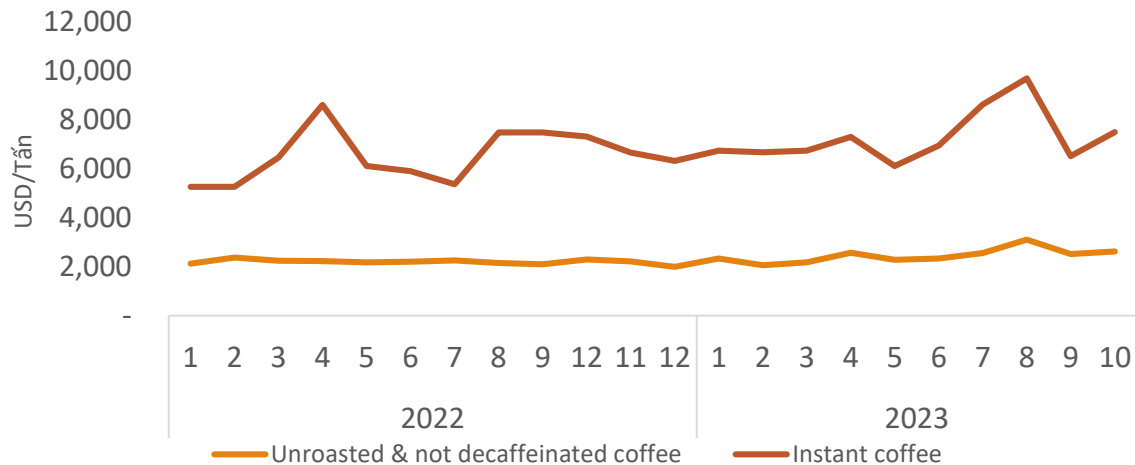


COFFEE

Structure of exports by products to Korea, Oct-2023



Average export price to Korea



Export results to Korea, Oct-2023



Unroasted and decaffeinated coffee

Value: **3.4** Mil.USD

Increase **1.1%** compared to Sep-2023

Decrease **43.9%** compared to Oct-2022



Instant coffee

Value: **1.4** Mil.USD

Decrease **4.9%** compared to Sep-2023

Increase **56.8%** compared to Oct-2022



Roasted and not decaffeinated coffee

Value: **0.8** Mil.USD

Decrease **19%** compared to Sep-2023

Increase **182%** compared to Oct-2022

Instant coffee

The average export price in Oct-2023 is **7,473** USD/tons, **increase 15%** compared to the previous month and **increase 2.4%** compared to the same month of 2022.

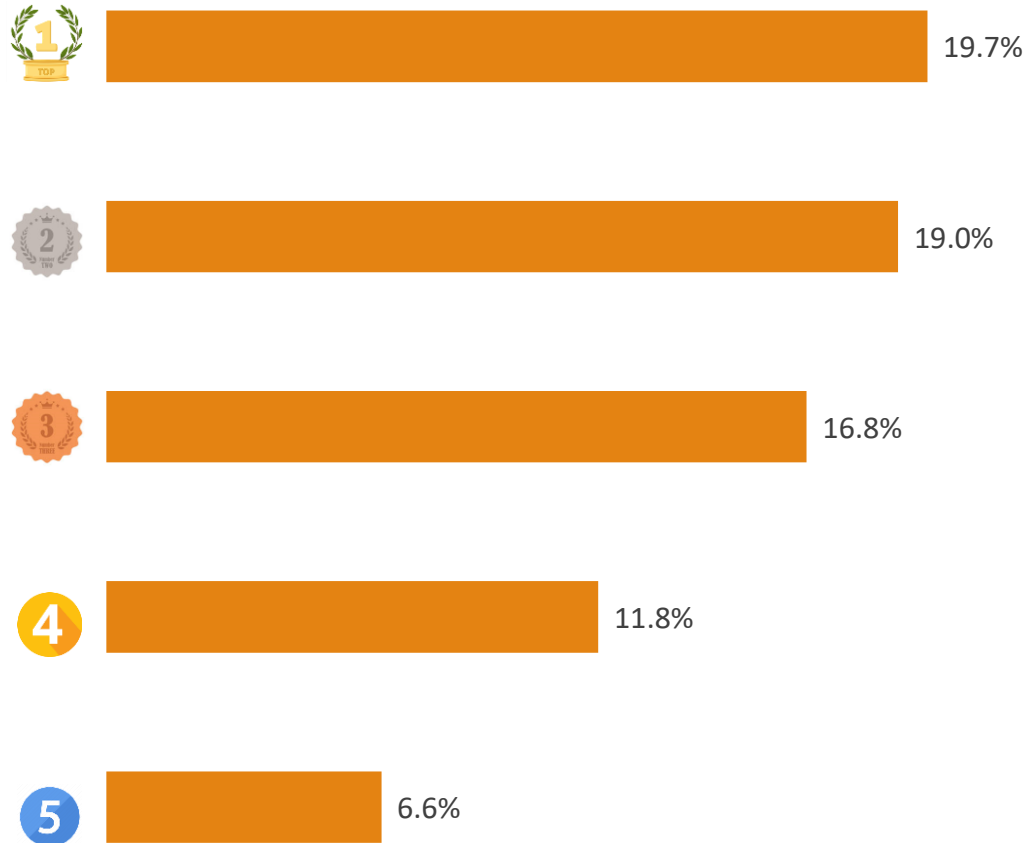
Unroasted & not decaffeinated coffee

The average export price in Oct-2023 is **2,622** USD/tons, **increase 4.6%** compared to the previous month and **increase 14.2%** compared to the same month of 2022.

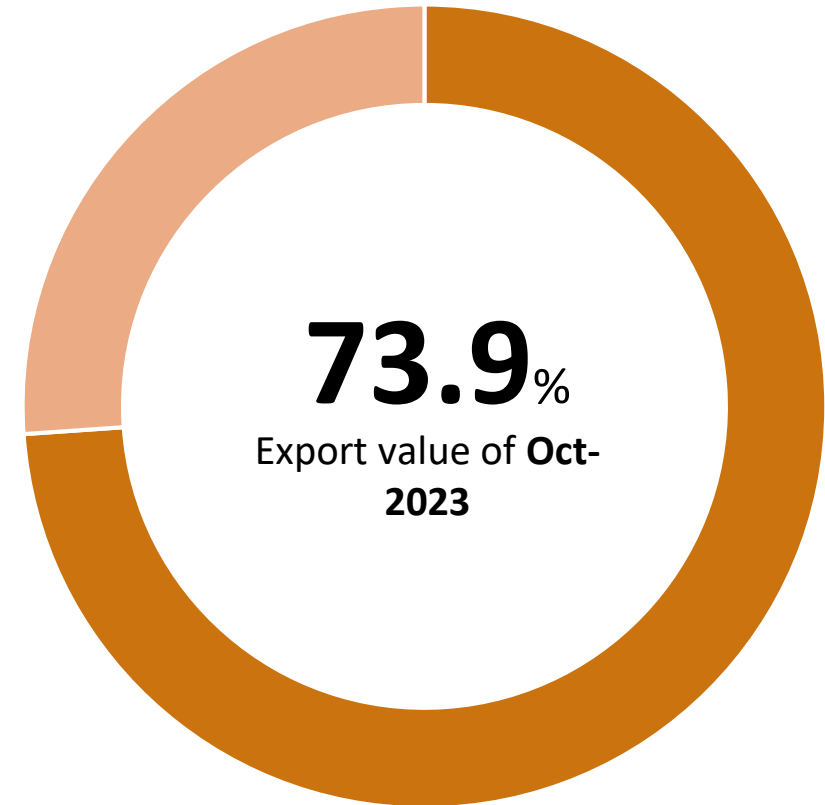


COFFEE

TOP 5 export enterprises by value to Korea, Oct-2023



Value ratio of TOP 5 export enterprises to Korea, Oct-2023





COFFEE

SPOTLIGHT



On December 4, 2023, the Korean Ministry of Agriculture, Forestry and Fisheries and Starbucks signed a cooperation agreement to promote domestic agricultural consumption at Starbucks headquarters in Seoul. Starbucks has pioneered by using local ingredients in its drinks, and after this agreement, they will continue to develop new products from rice flour and domestic fruits.

Both parties hope that this agreement will bring development opportunities for farmers and businesses, as well as expanding consumption of high-quality domestic agricultural products.

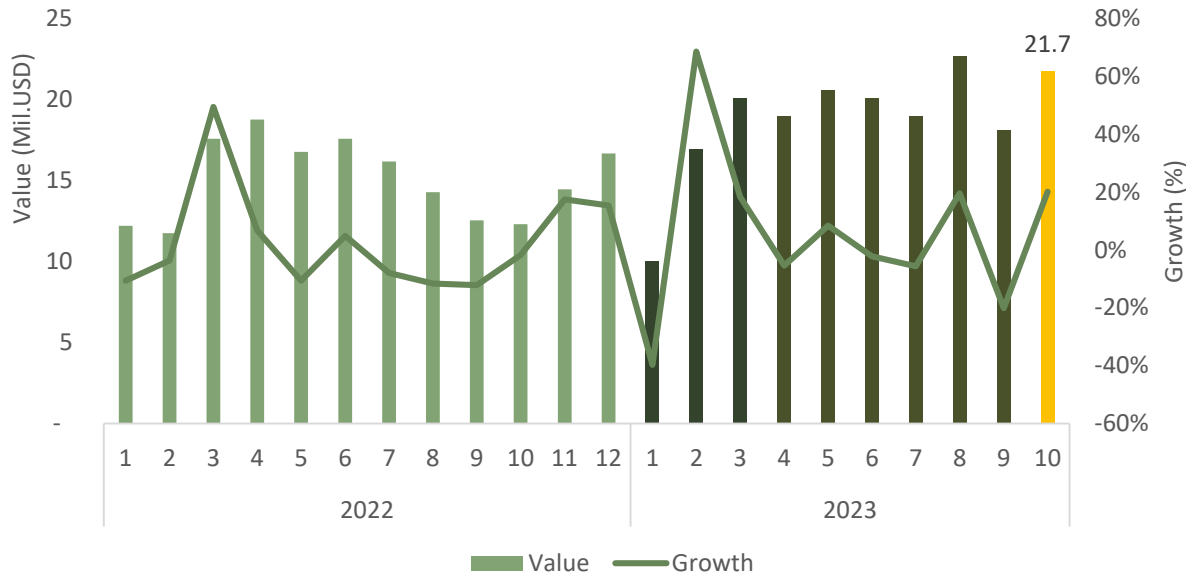
Source: nongmin.com (12/2023)





FRUITS & VEGETABLES (EXPORT)

Export value to Korea, Oct-2023



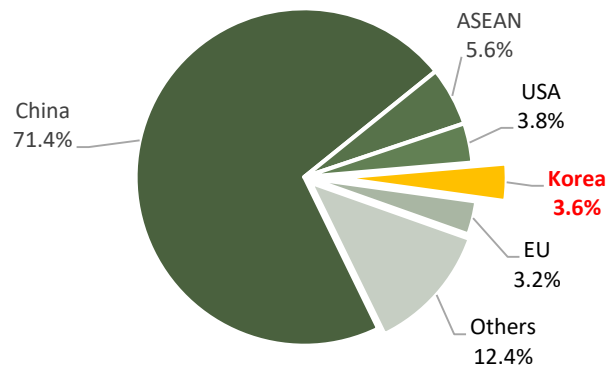
Export results to Korea, Oct-2023

VALUE


- ↗ Increase **20%** compared to Sep-2023
- ↗ Increase **77%** compared to Oct-2022
- ↑ **6.7 Mil.USD** more than the monthly average rate in 2022
- * Accumulated 10 months of 2023 reaches **187 Mil.USD**, **104%** of total 2022

21.7
Mil.USD

Percentage of export value to Korea, Oct-2023



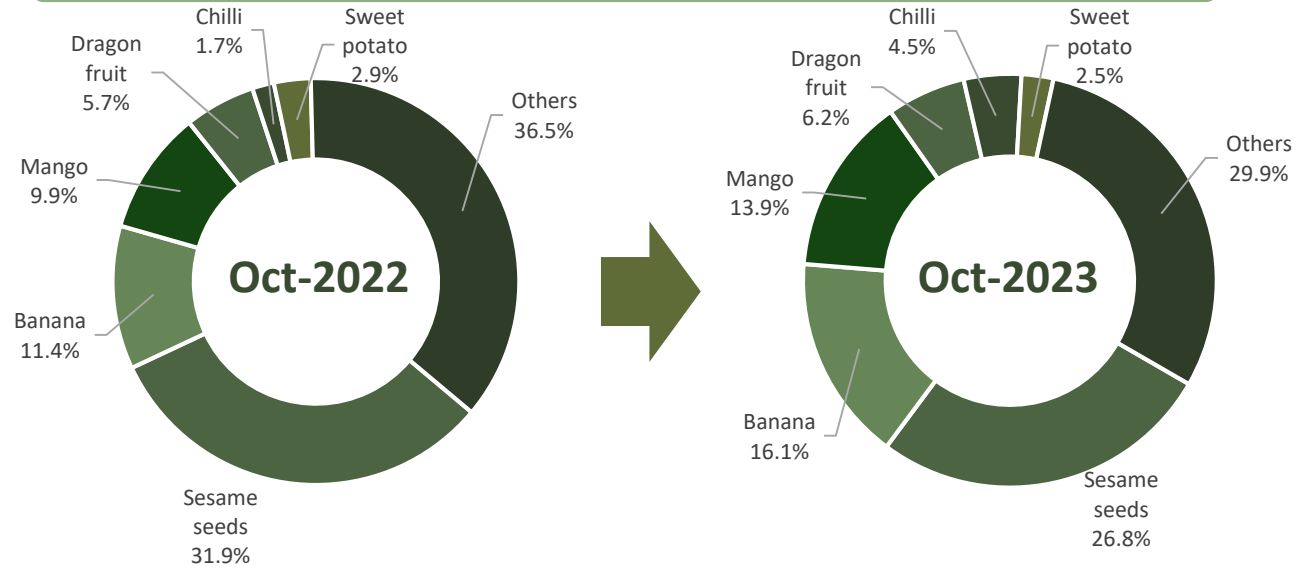
Changes in percentage of export results to Korea, Oct-2023





FRUITS & VEGETABLES (EXPORT)

Structure of exports by products to Korea, Oct-2023



Export results to Korea, Oct-2023



Sesame seeds

Value: **5,8** Mil.USD

Increase **30%** compared to Sep-2023

Increase **49%** compared to Oct-2022



Banana

Value: **3,5** Mil.USD

Increase **7%** compared to Sep-2023

Increase **149%** compared to Oct-2022



Mango

Value: **3,0** Mil.USD

Increase **35%** compared to Sep-2023

Increase **149%** compared to Oct-2022



Dragon fruit

Value: **1,3** Mil.USD

Increase **18%** compared to Sep-2023

Increase **93%** compared to Oct-2022



Chili

Value: **0,98** Mil.USD

Increase **23%** compared to Sep-2023

Increase **360%** compared to Oct-2022



Sweet potato

Value: **0,54** Mil.USD

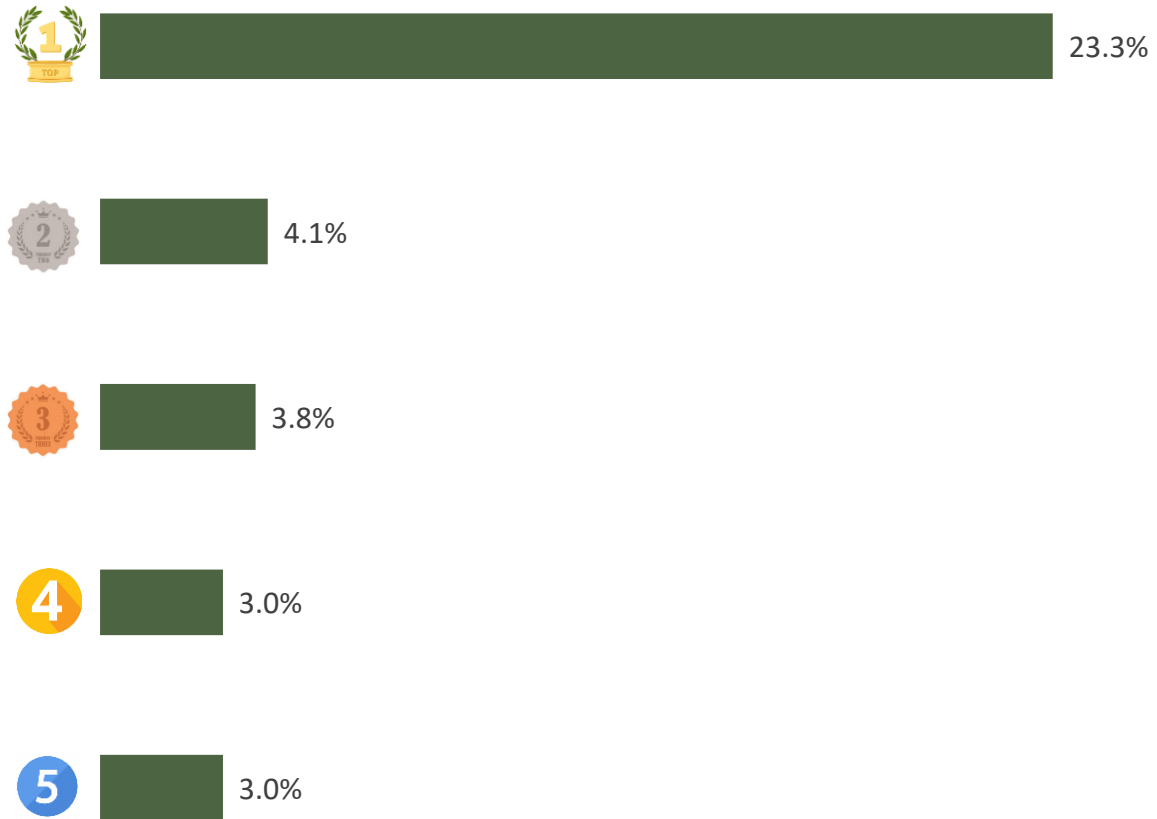
Increase **39%** compared to Sep-2023

Increase **51%** compared to Oct-2022

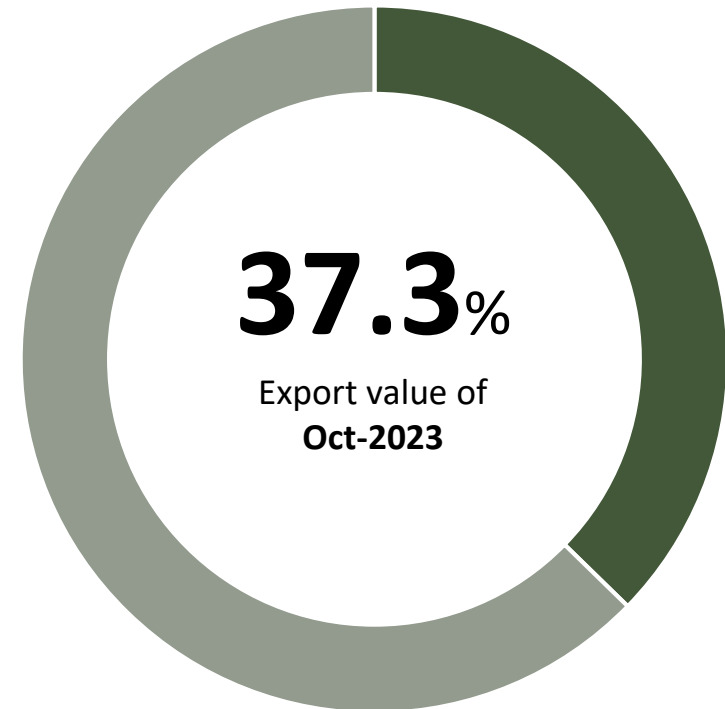


FRUITS & VEGETABLES (EXPORT)

TOP 5 export enterprises by value to Korea, Oct-2023



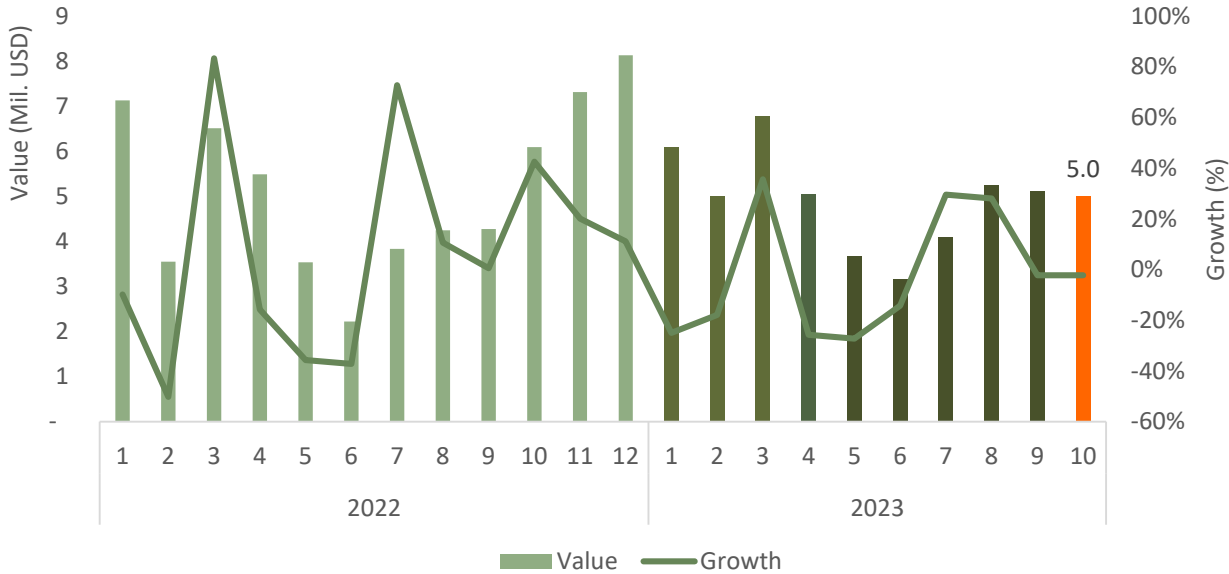
Value ratio of TOP 5 export enterprises to Korea, Oct-2023





FRUITS & VEGETABLES (IMPORT)

Import value from Korea, Oct-2023



Import results from Korea, Oct-2023

VALUE

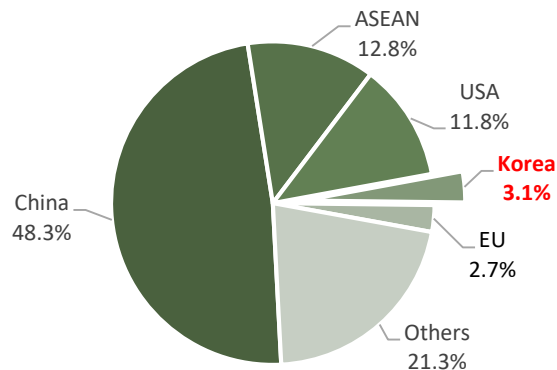


5.0

Mil.USD

- ↘ Decrease **2%** compared to Sep-2023
- ↘ Decrease **18%** compared to Oct-2022
- ↘ **175 ths.USD** less than the monthly average rate in 2022
- * Accumulated 10 months of 2023 reaches **49 Mil.USD**, **79%** of total 2022

Percentage of import value from Korea, Oct-2023



Changes in percentage of import value from Korea, Oct-2023

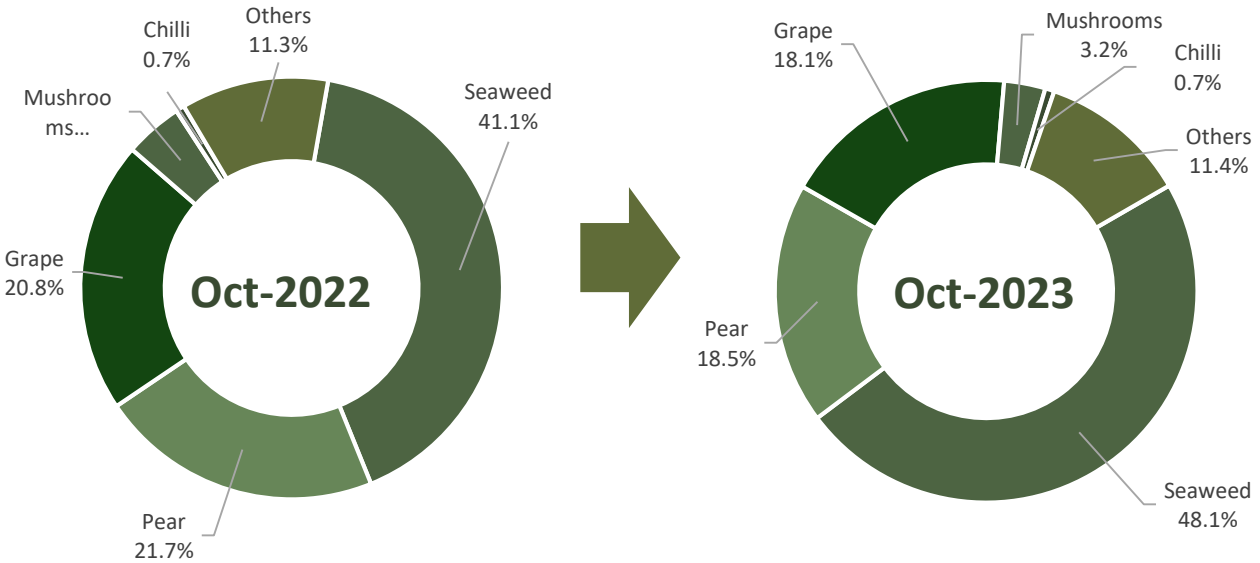




FRUITS & VEGETABLES (IMPORT)

Structure of import by products from Korea, Oct-2023

Import results from Korea, Oct-2023



Seaweed

Value: **2,3** Mil.USD
 Increase **12%** so compared to Sep-2023
 Decrease **9%** compared to Oct-2022



Pear

Value: **0,88** Mil.USD
 Decrease **20%** compared to Sep-2023
 Decrease **33%** compared to Oct-2022



Grape

Value: **0,87** Mil.USD
 Increase **15%** compared to Sep-2023
 Decrease **32%** compared to Oct-2022



Mushrooms

Value: **151** ths.USD
 Decrease **19%** compared to Sep-2023
 Decrease **44%** compared to Oct-2022



Chili

Value: **34** ths.USD
 Increase **52%** so compared to Sep-2023
 Decrease **18%** compared to Oct-2022

01

Korea's fresh pear production will decrease by 20% in the 2023/24 crop year (July 2023 - June 2024) due to adverse weather events occurring during spring and summer. Korea's supply of high-quality pears this year is expected to be below average annual production due to a high rate of damaged fruit. Adverse weather conditions in 2023 also negatively affect other key Korean fruit crops such as apples, peaches and persimmons, causing to reduce Korea's total fruit production by about 10% - 20% of total.

Source: Freshplaza.com

02

According to the Korean Customs Authority, the country's kimchi exports in the first 10 months of 2023 reached 130 Mil.USD, an increase of 10% over the same period last year (118.6 Mil.USD), and it is expected to reach record level in 2023. Korea exported kimchi to 93 countries and territories. Of which, Japan accounts for the largest market share (40.5%), followed by the US, the Netherlands, the UK and Hong Kong.

Source: Bnews.vn

03

Jeju Island (South Korea) is preparing to export the first batch of GyuL tangerines to New Zealand. The two countries began negotiating tangerine exports in 1999 but it encountered many challenges due to New Zealand's discovery of scab on citrus trees in Jeju. Jeju plans to export about 100 tons of GyuL tangerines to New Zealand by the end of 2023.

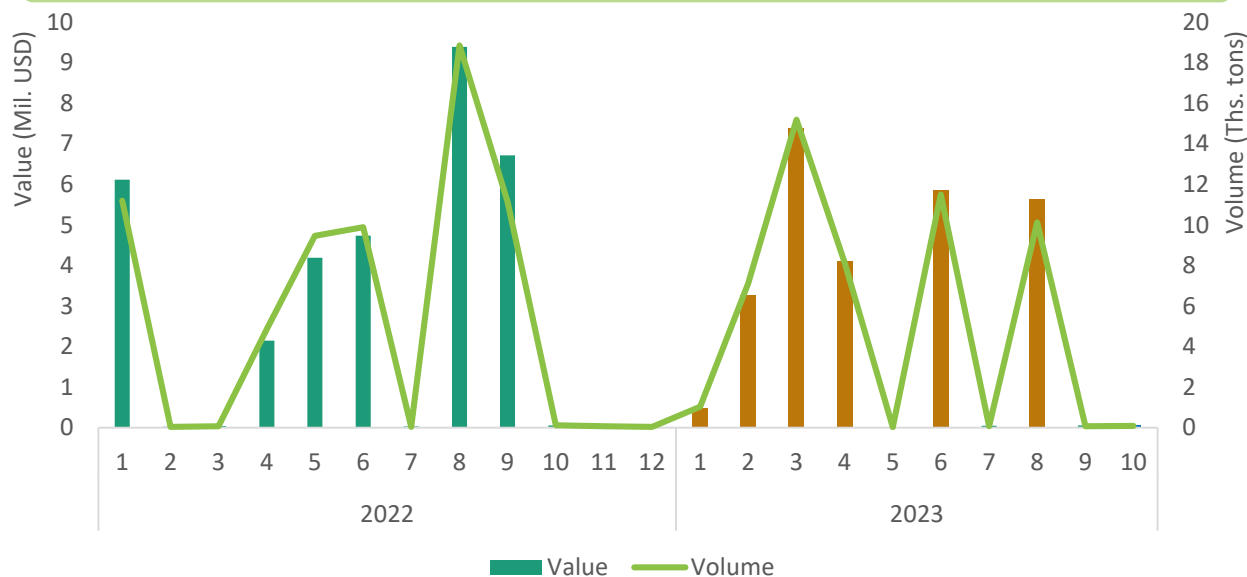
Source: Ajudaily.com





RICE

Export volume and value to Korea, Oct-2023



Export results to Korea, Oct-2023

VALUE

62 ths.USD

↗ Increase **2%** compared to Sep-2023

↗ Increase **9%** compared to Oct-2022

↓ **2,7 Mil.USD** less than the monthly average rate in 2022

* Accumulated 10 months of 2023 reaches **26,9 Mil.USD, 80,3%** of total 2022

VOLUME

93 tons

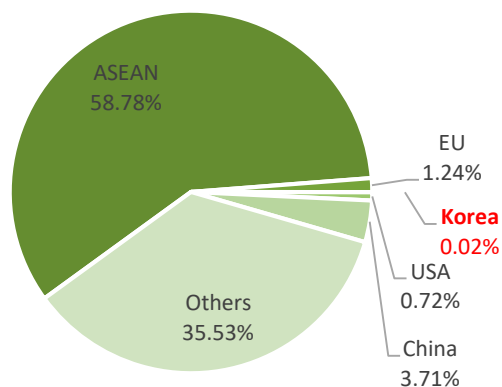
↗ Increase **31%** compared to Sep-2023

↘ Decrease **19%** compared to Oct-2022

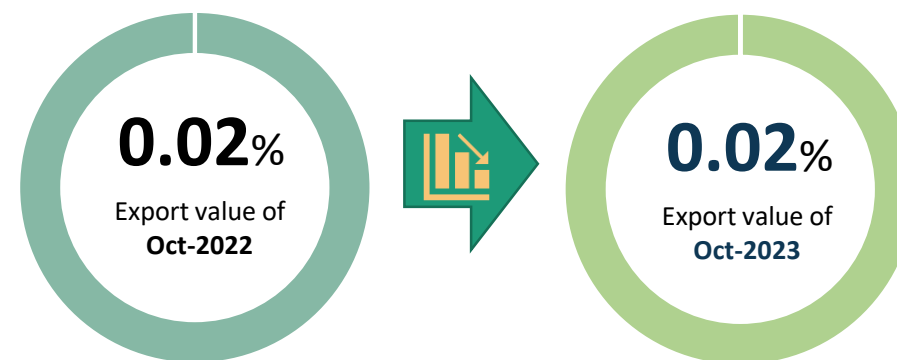
↓ **5,4 ths.tons** less than the monthly average rate in 2022

* Accumulated 10 months of 2023 reaches **53,4 ths.tons, 81,1%** of total 2022

Percentage of export value to Korea, Oct-2023



Changes in percentage of export results to Korea, Oct-2023



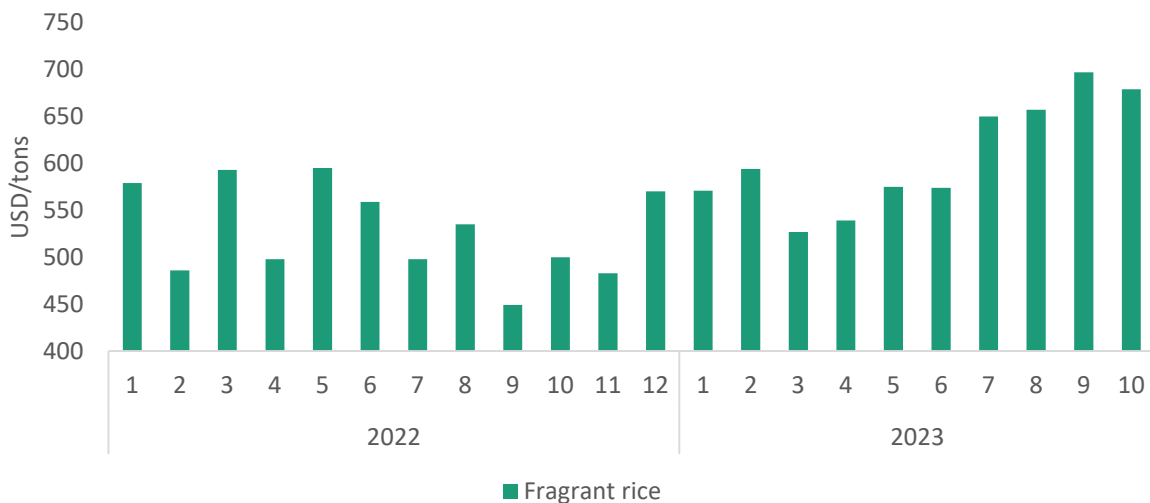


RICE

Structure of exports by products to Korea, Oct-2023



Average export price to Korea, Oct-2023



Export results to Korea, Oct-2023



Gạo thơm

Value: **46** ths.USD

Increase **6%** compared to Sep-2023

Increase **25%** compared to Oct-2022



Gạo Japonica

Value: **7** ths.USD

Decrease **39%** compared to Sep-2023

Decrease **14%** compared to Oct-2022



Gạo trắng

Value: **5** ths.USD

Increase **3%** compared to Sep-2023

Decrease **53%** compared to Oct-2022

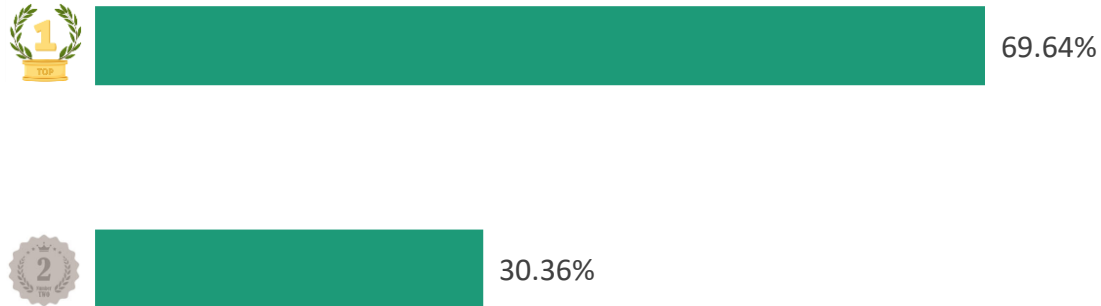
Gạo thơm

The average export price in Oct-2023 is **679** USD/tons; **decrease 3%** compared to the previous month and **increase 36%** compared to the same month of 2022.

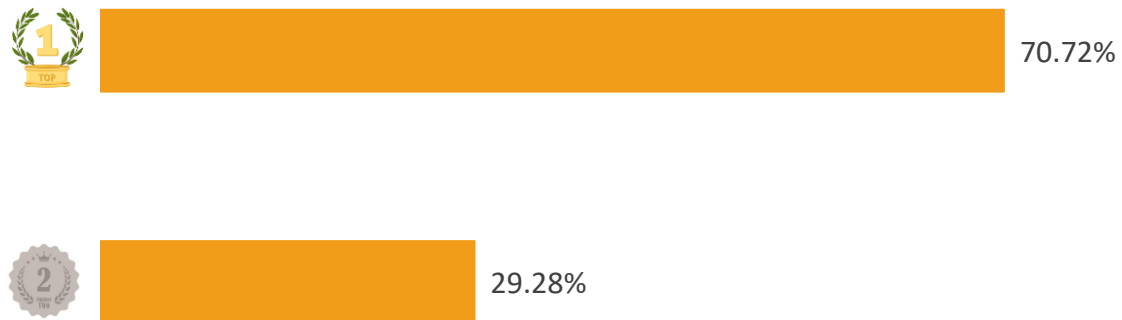


RICE

Structure of exports by products to Korea, Oct-2023



Average export price to Korea, Oct-2023



Export results to Korea, Oct-2023



Average results to Korea, Oct-2023





RICE



SPOTLIGHT

In 2023, South Korea's rice output is estimated to reach 3,702,000 tons, decreasing by 1.6% over the same period last year, due to the decrease in rice growing area. South Korea's rice area decreased by 2.6% to 708,012 hectares, the lowest level since 1975. In addition, the country's rice consumption also decreased during the past decade, due to changing consumption habits.

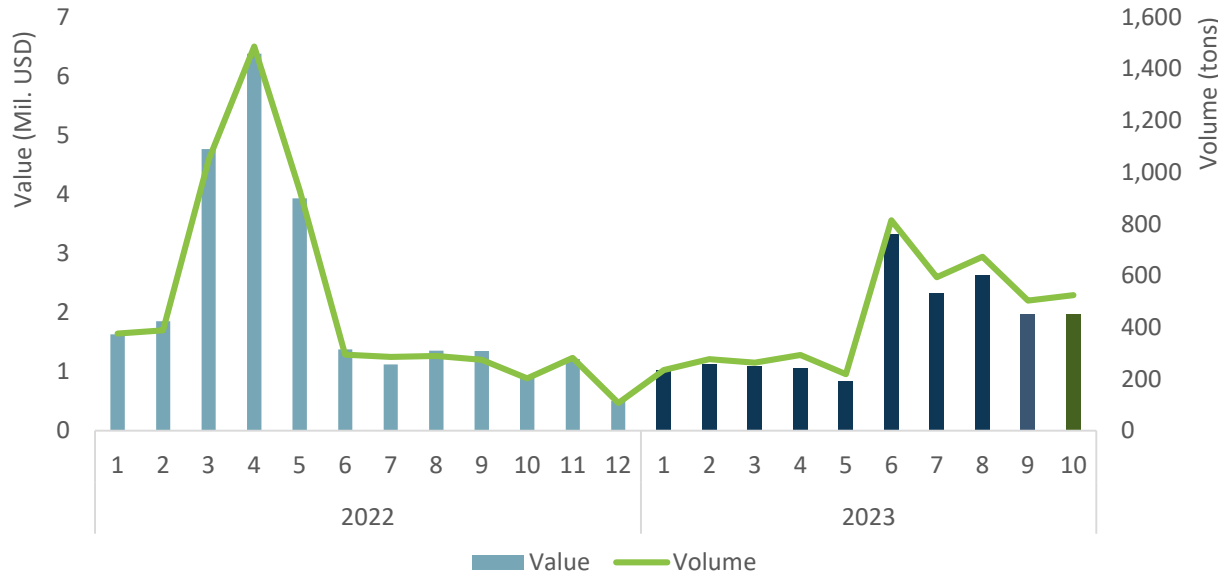
Source: Xinhuanet.com





PEPPER

Export volume and value to Korea, Oct-2023



Export results to Korea, Oct-2023

VALUE

1.9

Mil.USD

↘ Decrease **0.1%** compared to Sep-2023

↗ Increase **110%** compared to Oct-2022

↘ **223 ths.USD** less than the monthly average rate in 2022

* Accumulated 10 months of 2023 reaches 17.4 Mil.USD, **66%** of total 2022

VOLUME

525

tons

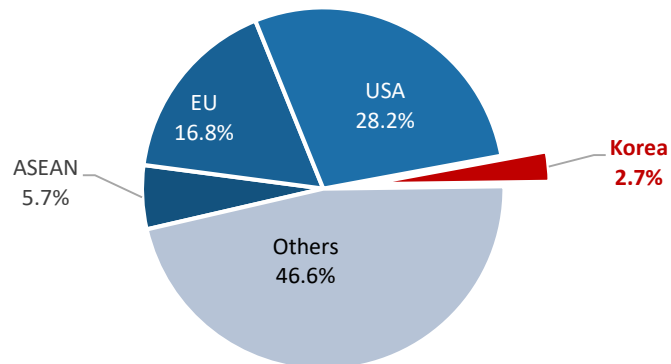
↗ Increase **4,4%** compared to Sep-2023

↗ Increase **159%** compared to Oct-2022

↑ **6 tons** more than the monthly average rate in 2022

* Accumulated 10 months of 2023 reaches 4,4 ths.tons, **74%** of total 2022

Percentage of export value to Korea, Oct-2023



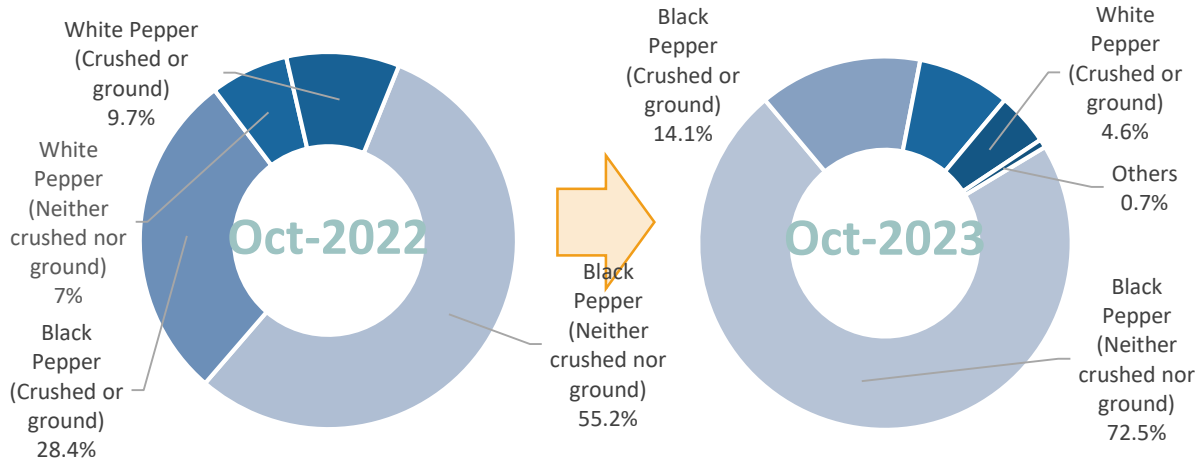
Changes in percentage of export results to Korea, Oct-2023



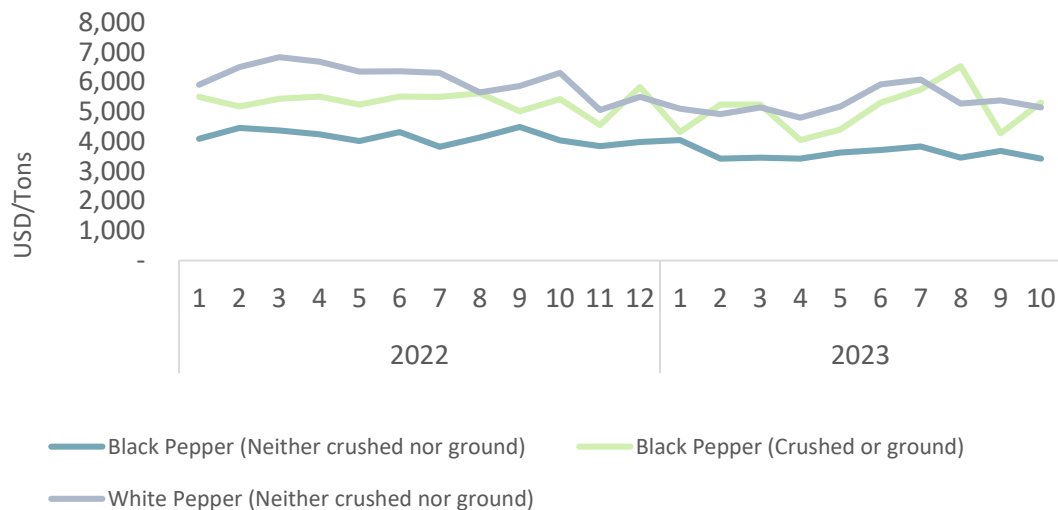


PEPPER

Structure of exports by products to Korea, Oct-2023



Average export price to Korea, Oct-2023



Source: Calculated from data of the General Department of Customs

Export results to Korea, Oct-2023



Black Pepper (Neither crushed nor ground)

Value: **1,4** Mil.USD
 Decrease **7%** compared to Sep-2023
 Increase **177%** compared to Oct-2022

Black Pepper (Neither crushed nor ground)

The average export price in Oct-2023 is **3.416** USD/tons; **decrease 7%** compared to the previous month and **decrease 15%** compared to the same month of 2022.



Black Pepper (Crushed or ground)

Value: **0,3** Mil.USD
 Increase **81%** compared to Sep-2023
 Increase **5%** compared to Oct-2022

Black Pepper (Crushed or ground)

The average export price in Oct-2023 is **5.304** USD/tons; **increase 24%** compared to the previous month and **decrease 2%** compared to the same month of 2022.



White Pepper (Neither crushed nor ground)

Value: **0,2** Mil.USD
 Decrease **38%** compared to Sep-2023
 Increase **153%** compared to Oct-2022

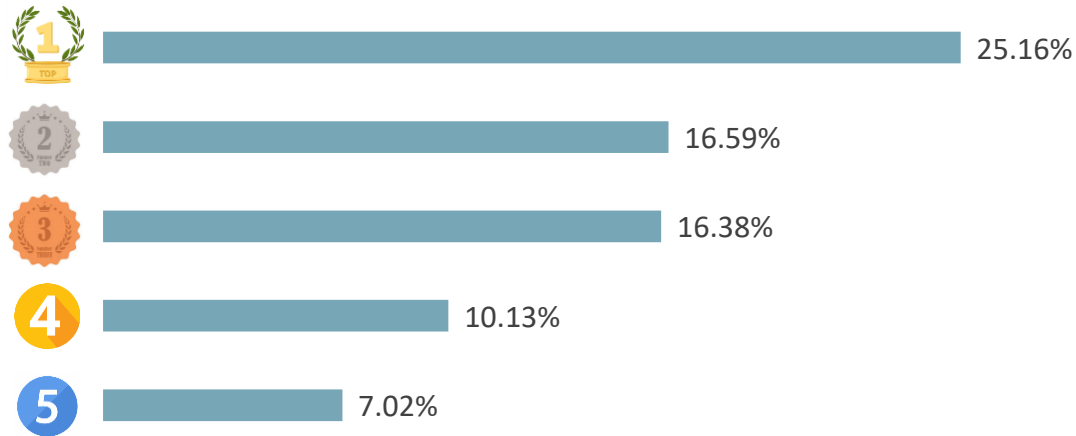
White Pepper (Neither crushed nor ground)

The average export price in Oct-2023 is **5.153** USD/tons; **decrease 4,5%** compared to the previous month and **decrease 18%** compared to the same month of 2022.

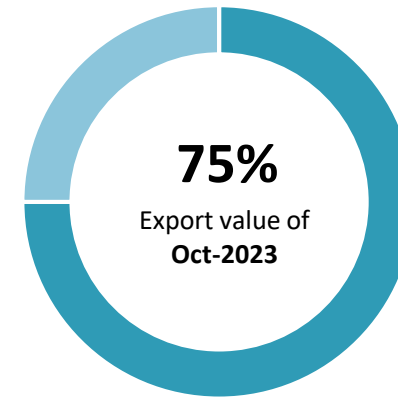


PEPPER

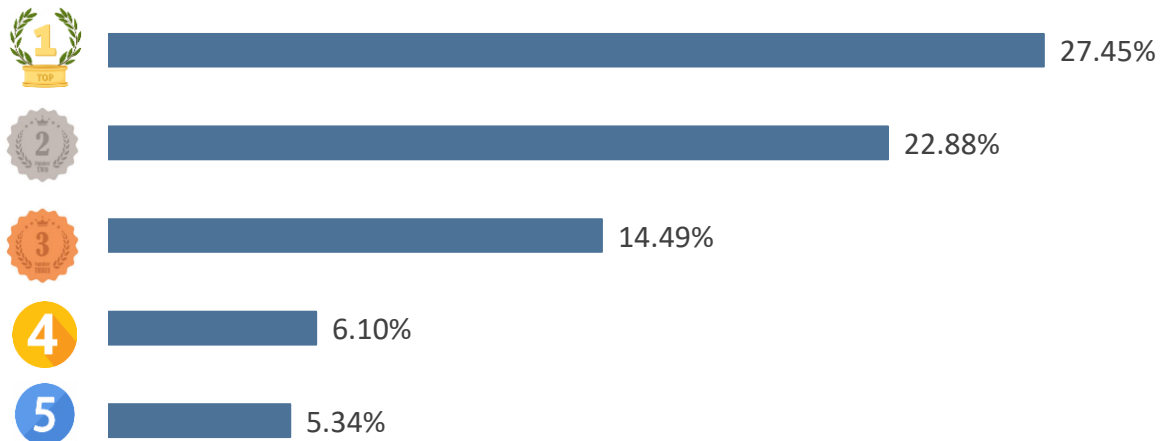
TOP 5 export enterprises by value to Korea, Oct-2023



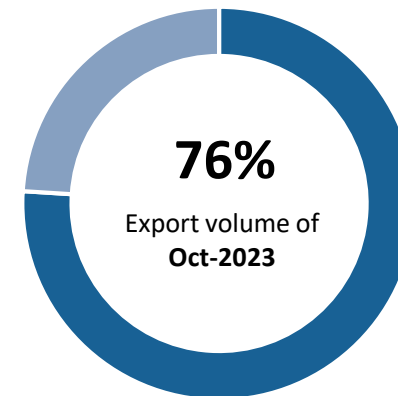
Value ratio of TOP 5 export enterprises to Korea, Oct-2023



TOP export enterprises by volume to Korea, Oct-2023



Volume ratio of TOP 5 export enterprises to Korea, Oct-2023





PEPPER

SPOTLIGHT



According Ministry of Industry and Trade, in the first 8 months of 2023, Korea imported 3.26 ths.tons pepper, a decrease of 45.5% compared to the same period last year.

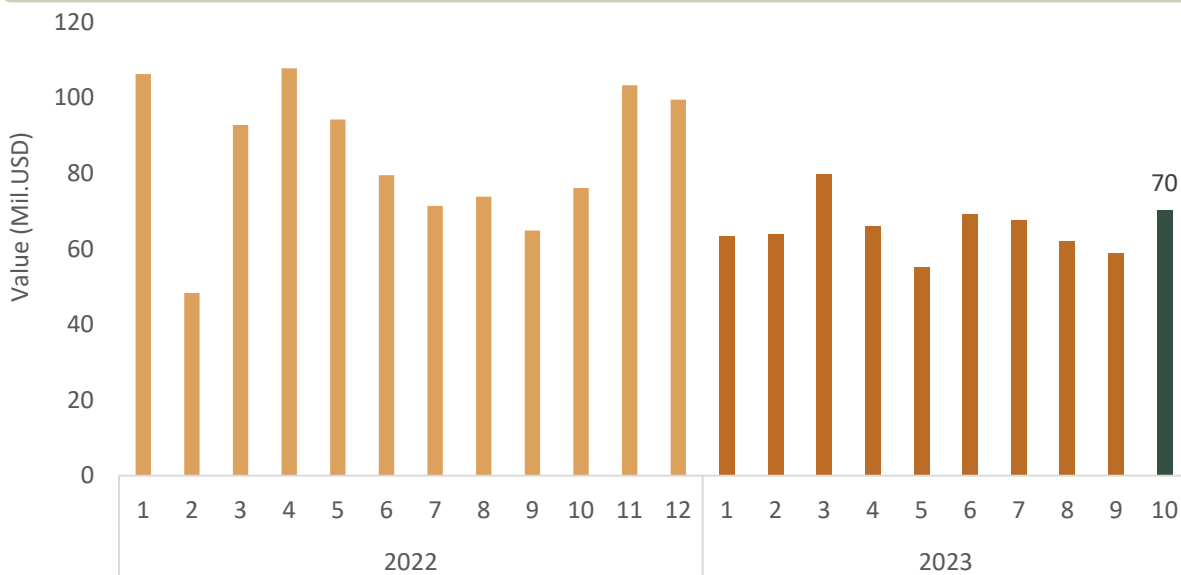
Of which, Korea imports pepper mainly from Vietnam, approximately 2.97 ths.tons, decreasing 44.6% over the same period of last year and accounting for 91% of the market share. Similarly, Korea's pepper imports from Malaysia also decreased by 22.8%, with volume of 237 tons. In contrast, Korea increased to import pepper from Cambodia and India, but the volume was small.

Source: Pepper Association (10/2023)



WOOD & WOODEN PRODUCTS

Export value to Korea, Oct-2023



Export results to Korea, Oct-2023

VALUE

71

Mil.USD

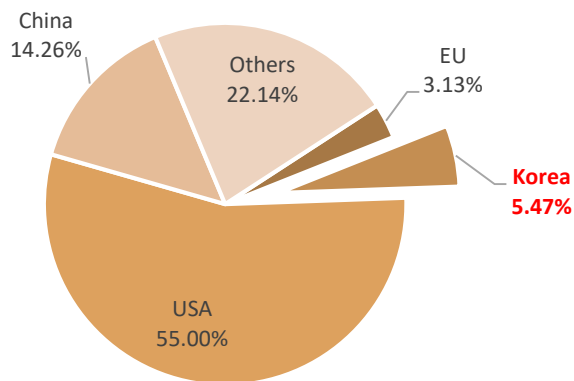
↗ Increase **19.5%** compared to Sep-2023

↘ Decrease **7.8%** compared to Oct-2022

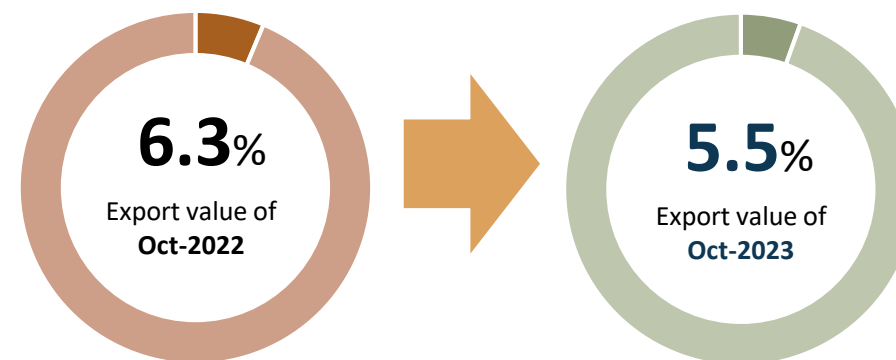
↘ **15 Mil.USD** less than the monthly average rate in 2022

* Accumulated 10 months of 2023 reaches **656** Mil.USD, **64,4%** of total 2022

Percentage of export value to Korea, Oct-2023



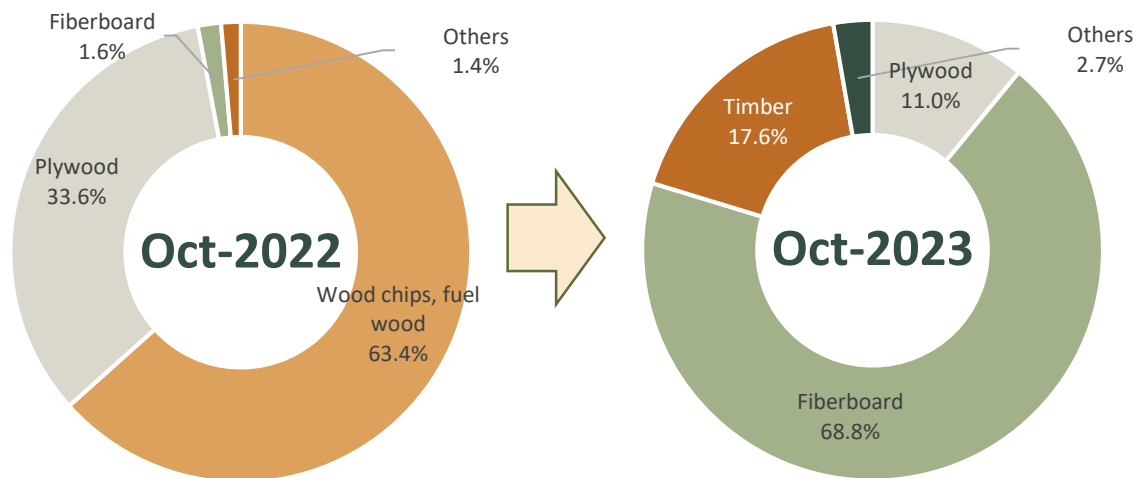
Changes in percentage of export results to Korea, Oct-2023





WOOD & WOODEN PRODUCTS

Structure of exports by products to Korea, Oct-2023



Export results to Korea, Oct-2023



Fiberboard

Value: **114,3** ths.USD

Decrease **92%** compared to Sep-2023

Decrease **88%** compared to Oct-2022



Timber

Value: **29,2** ths.USD

Decrease **42%** compared to Sep-2023

Decrease **37%** compared to Oct-2022



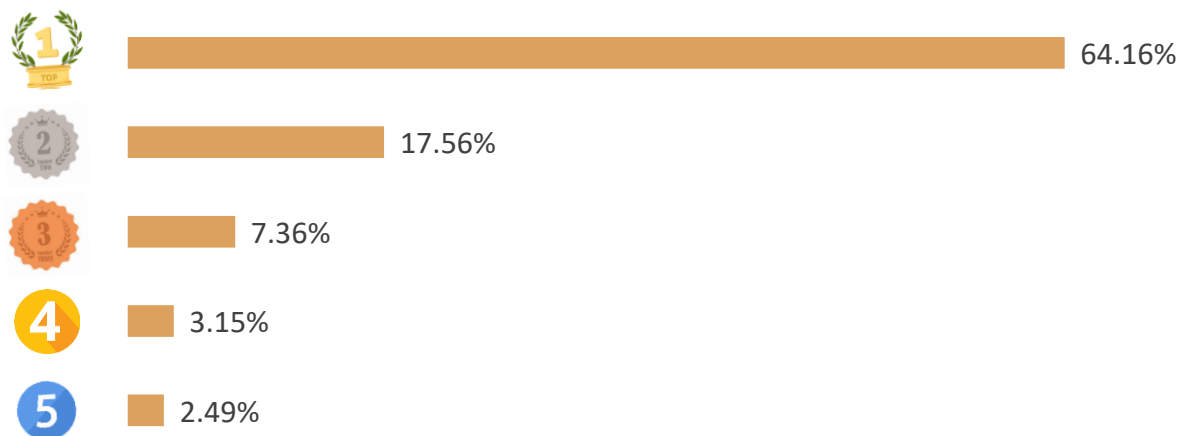
Gỗ dán

Value: **18,2** ths.USD

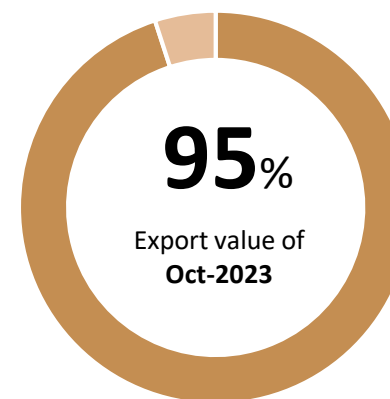
Decrease **100%** compared to Sep-2023

Decrease **100%** compared to Oct-2022

TOP 5 export enterprises by value to Korea, Oct-2023



Value ratio of TOP 5 export enterprises to Korea, Oct-2023





MEAT & MEAT PRODUCTS (EXPORT)

Export value to Korea, Oct-2023



Export results to Korea, Oct-2023



VALUE

↗ Increase **40%** compared to Sep-2023

↗ Increase **35%** compared to Oct-2022

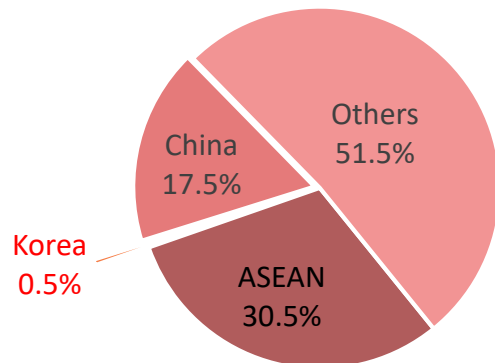
193

ths.USD

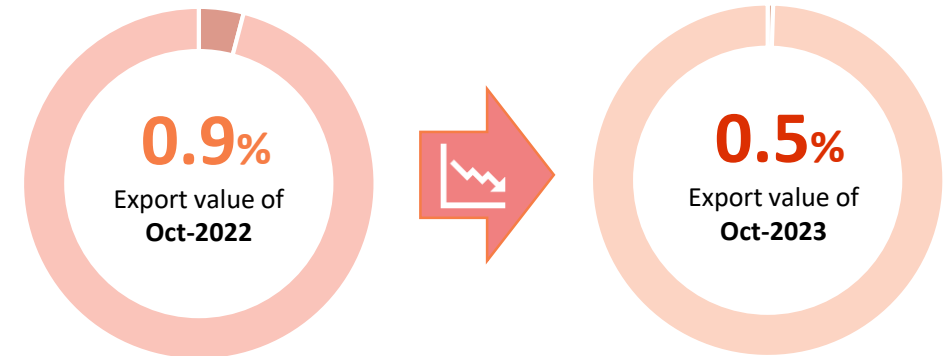
↘ **29 ths.USD** less than the monthly average rate in 2022

* Accumulated 10 months of 2023 reaches **2.8 Mil.USD**, **104%** of total 2022

Percentage of export value to Korea, Oct-2023



Changes in percentage of export results to Korea, Oct-2023





MEAT & MEAT PRODUCTS (IMPORT)

Import value from Korea, Oct-2023

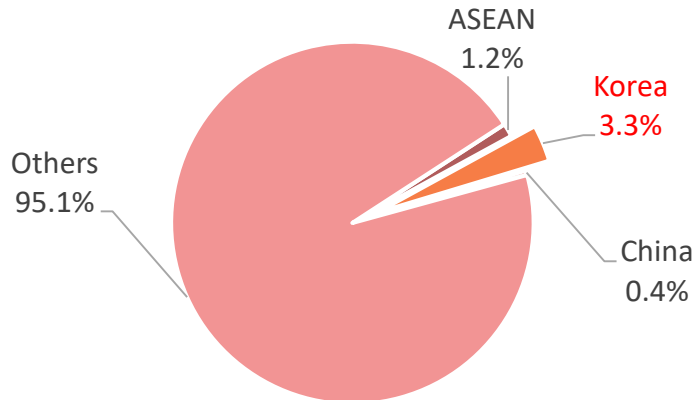


Import results from Korea, Oct-2023

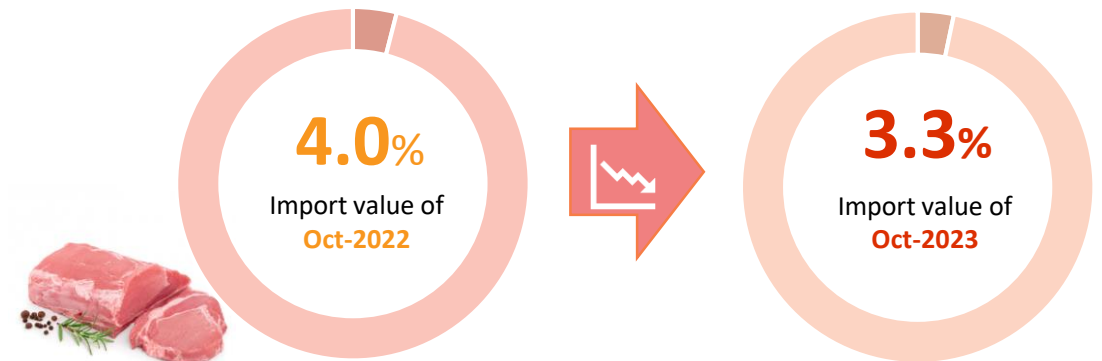
VALUE

↗ Increase **23%** compared to Sep-2023
 ↘ Decrease **10%** compared to Oct-2022
6.6 Mil.USD
 ↘ **229 ngning USD** less than the monthly average rate in 2022
 * Accumulated 10 months of 2023 reaches **58 Mil.USD**, **71%** of total 2022

Percentage of import value from Korea, Oct-2023



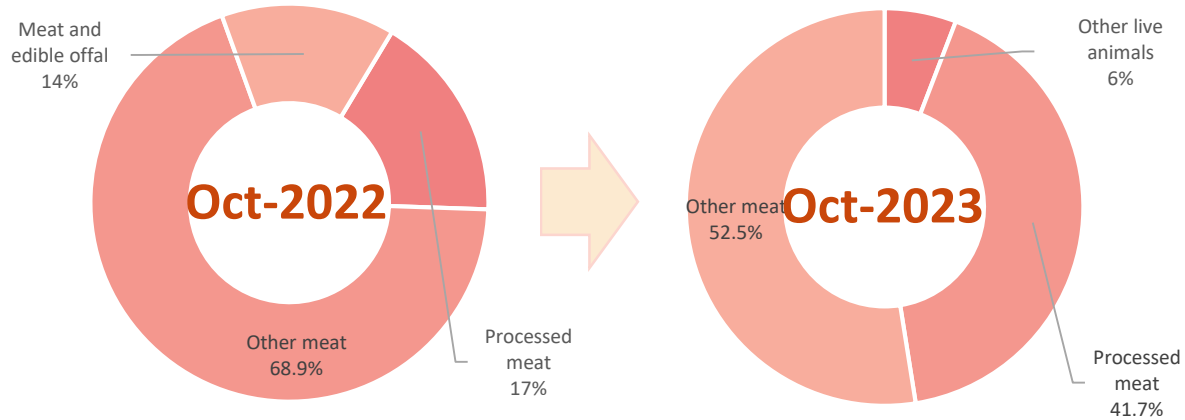
Changes in percentage of import results to Korea, Oct-2023





MEAT & MEAT PRODUCTS

Structure of exports by products to Korea, Oct-2023



Export results to Korea, Oct-2023



Processed meat

Value: **81** ths.USD

Increase **16%** compared to Sep-2023

Increase **232%** compared to Oct-2022



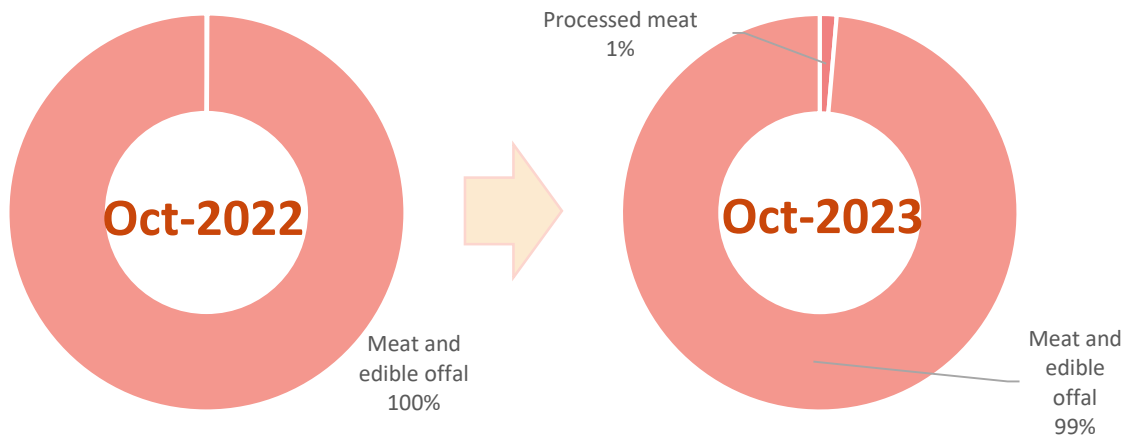
Other meat

Value: **102** ths.USD

Increase **48%** compared to Oct-2022

Increase **3%** compared to Oct-2022

Structure of import by products from Korea, Oct-2023



Import results from Korea, Oct-2023



Meat and edible offal

Value: **6,5** Mil.USD

Increase **25%** compared to Sep-2023

Decrease **12%** compared to Oct-2022



Processed meat

Value: **90** ths.USD

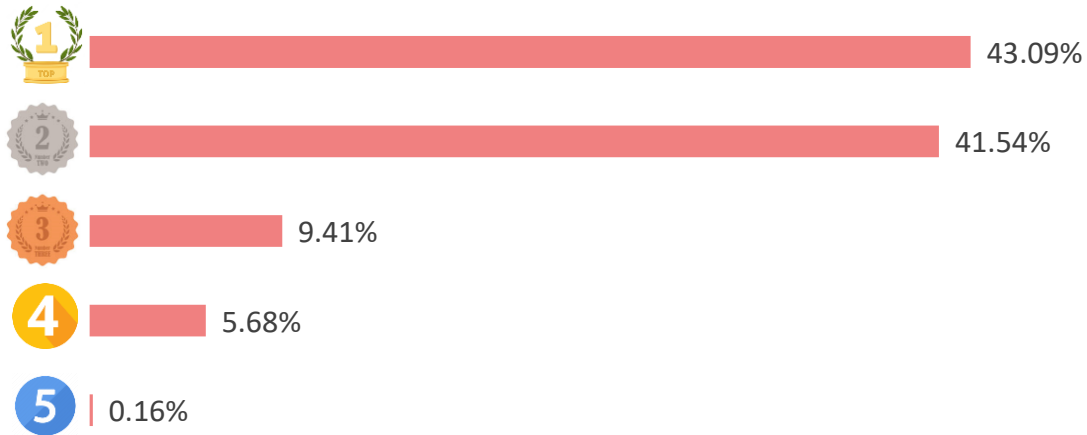
Decrease **48%** compared to Sep-2023

Increase **1,540%** compared to Oct-2022

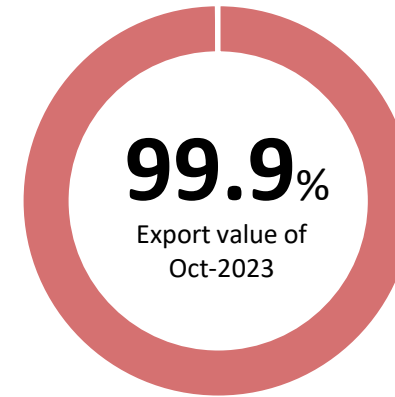


MEAT & MEAT PRODUCTS

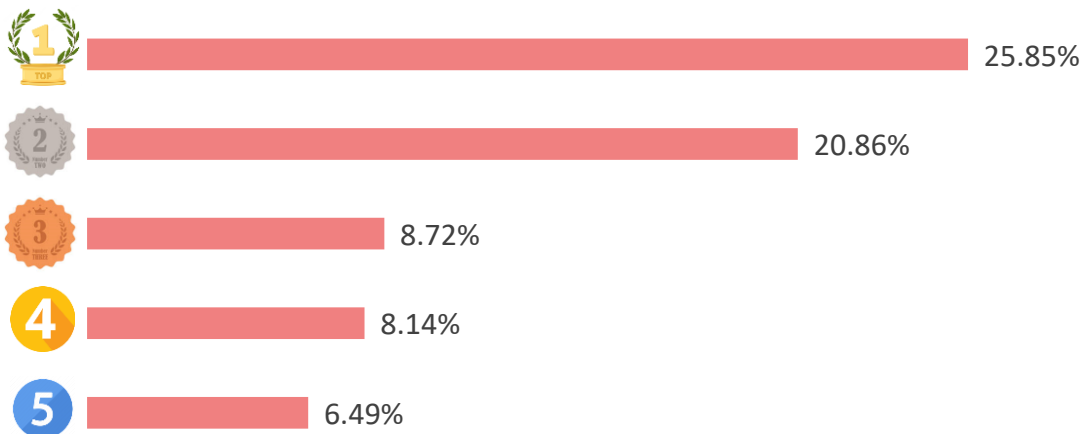
TOP 5 export enterprises by value to Korea, Oct-2023



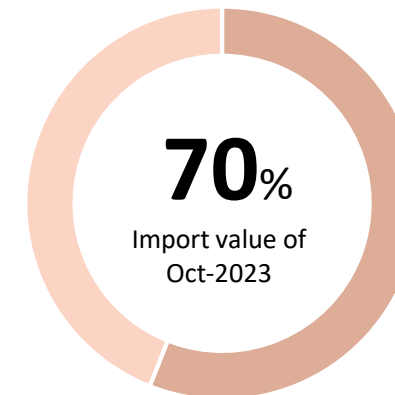
Value ratio of TOP 5 export enterprises to Korea, Oct-2023



TOP 5 import enterprises by value from Korea, Oct-2023



Value ratio of TOP 5 import enterprises from Korea, Oct-2023





MEAT & MEAT PRODUCTS

SPOTLIGHT

01

South Korea reported that there was at least seven cases of African swine fever (ASF) virus infection from wild boar since late August in southern regions, raising concerns about the disease spread. As of September 20, South Korea reported 9 cases of ASF from domestic farms.

Source: Bộ công thương

02

According to the Korean Statistics Department, the number of pigs in the third quarter was 11,398,000 heads, an increase of 72,000 head (0.6%) compared to the same period last year. On the other hand, the number of sows was 993,000 heads, a decrease of 15,000 heads (-1.5%) compared to the same period last year. This decrease is due to the impact of the Chuseok holiday and the increase in sow productivity.

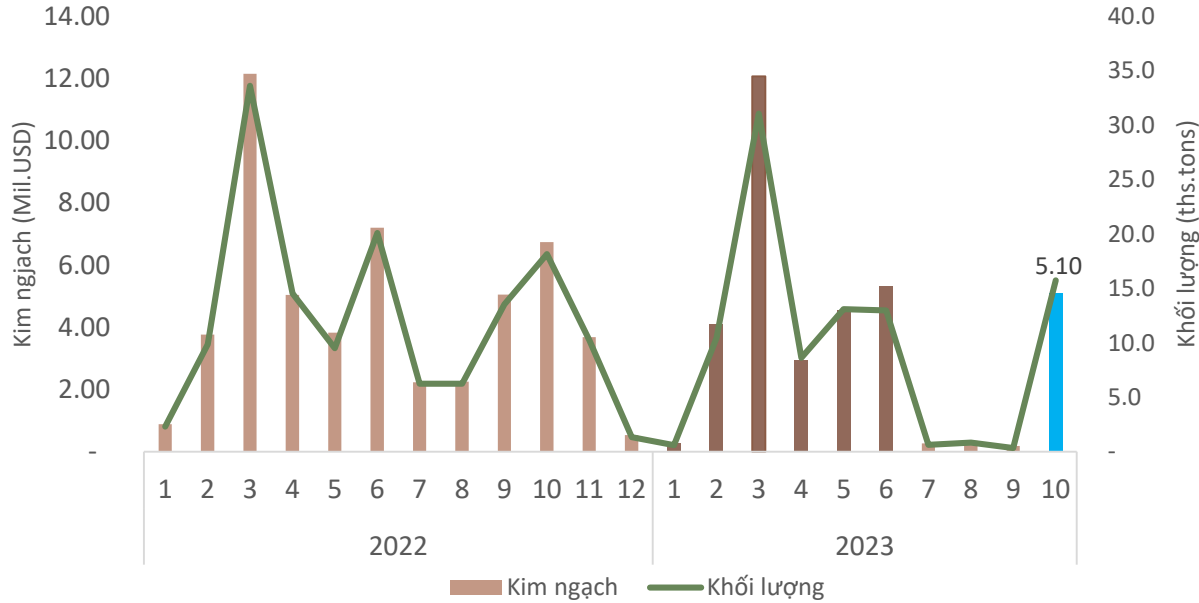
Source: Pigpeople.net





CASSAVA & CASSAVA PRODUCTS

Export volume and value to Korea, Oct-2023



Export results to Korea, Oct-2023

VALUE

5.1 Mil.USD

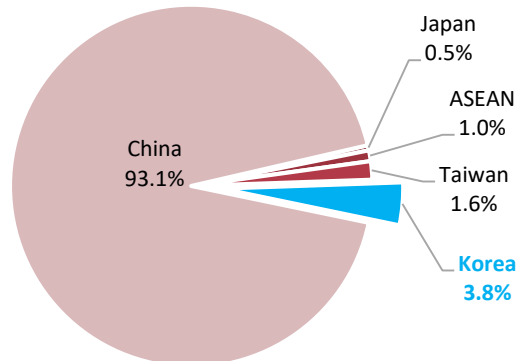
- ↗ Increase **2,688%** compared to Sep-2023
- ↘ Decrease **24.3%** compared to Oct-2022
- ↗ **0.65 Mil.USD** more than the monthly average rate in 2022
- * Accumulated 10 months of 2023 reaches **35,2 Mil.USD, 66%** of total 2022

VOLUME

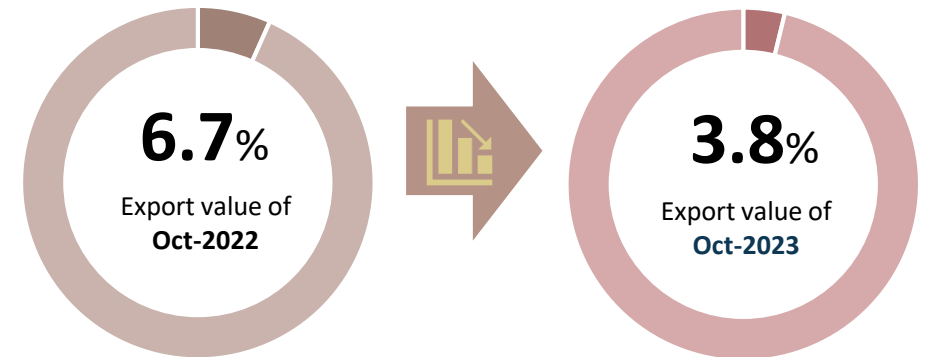
15.7 ths.tons

- ↗ Increase **4,530%** compared to Sep-2023
- ↘ Decrease **13.3%** compared to Oct-2022
- ↗ Cao hơn **3,6 ths.tons** less than the monthly average rate in 2022
- * Accumulated 10 months of 2023 reaches **94,4 ths.tons, 65%** of total 2022

Percentage of export value to Korea, Oct-2023



Changes in percentage of export results to Korea, Oct-2023

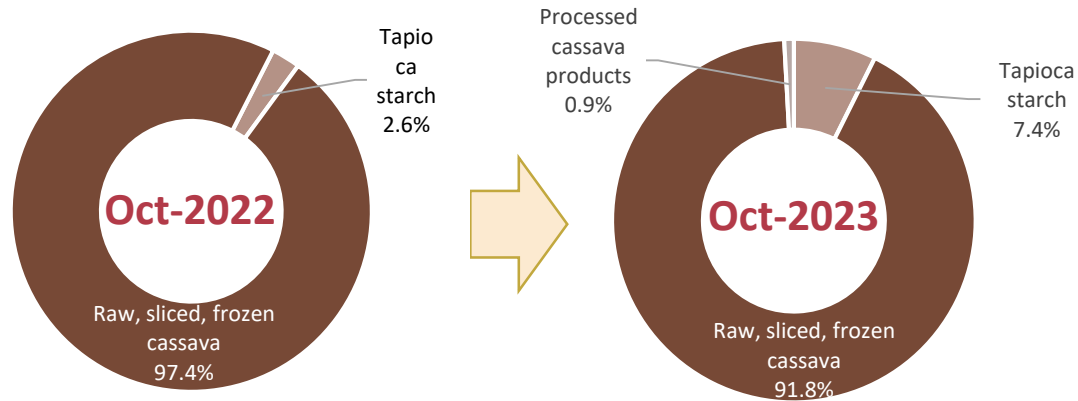


Source: Calculated from data of the General Department of Customs



CASSAVA & CASSAVA PRODUCTS

Structure of exports by products to Korea, Oct-2023



Export results to Korea, Oct-2023



Raw, sliced, frozen cassava

Value: **4,7** Mil.USD

Decrease **29%** compared to Oct-2022



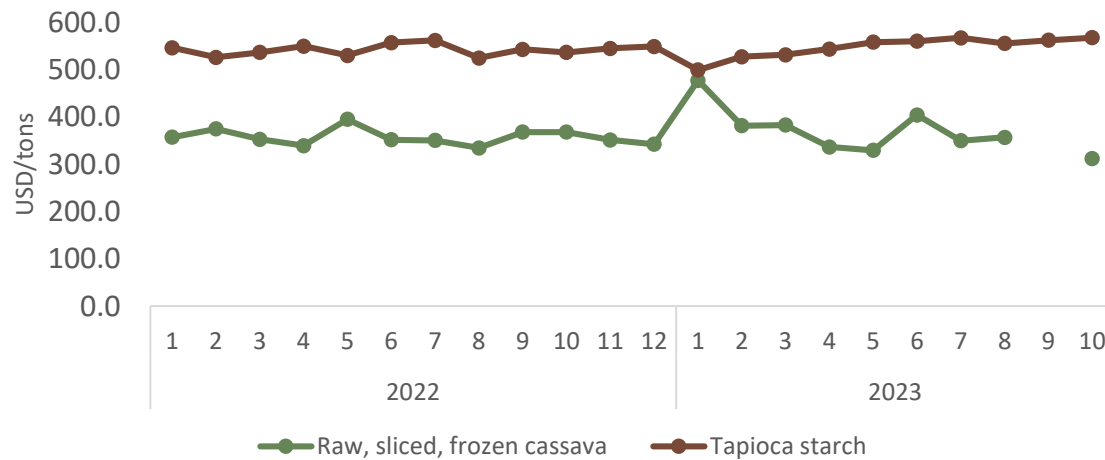
Tapioca starch

Value: **0,38** Mil.USD

Increase **170,3%** compared to Sep-2023

Increase **115,4%** compared to Oct-2022

Average export price to Korea, Oct-2023



Raw, sliced, frozen cassava

The average export price in Oct-2023 is **312** USD/tons; **decrease 15,2%** compared to the same month of 2022.

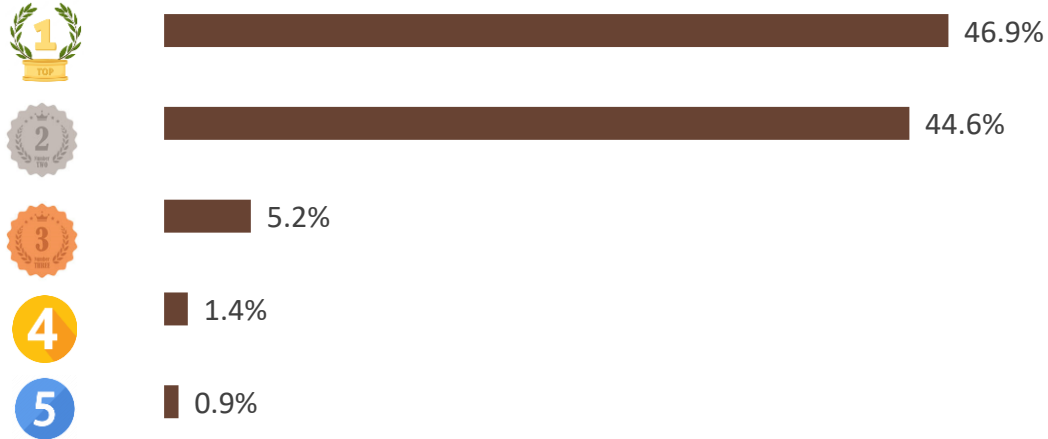
Tapioca starch

The average export price in Oct-2023 is **567,8** USD/tons; **increase 0,9%** compared to the previous month and **increase 5,8%** compared to the same month of 2022.

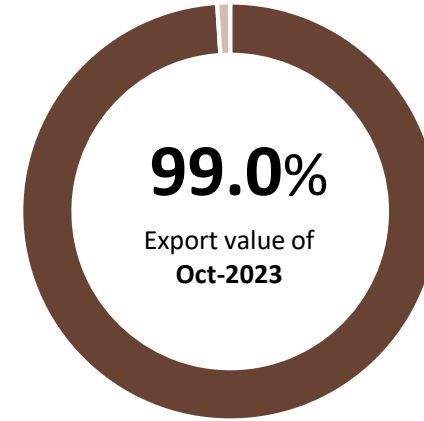


CASSAVA & CASSAVA PRODUCTS

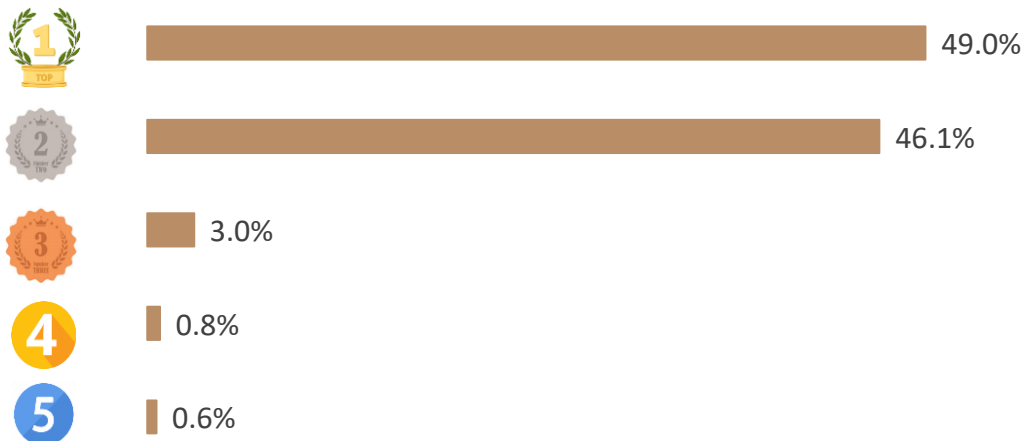
TOP 5 export enterprises by value to Korea, Oct-2023



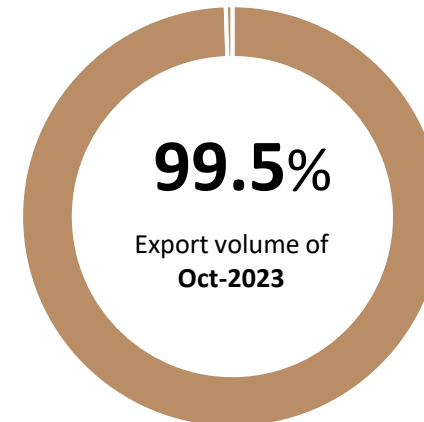
Value ratio of TOP 5 export enterprises to Korea, Oct-2023



TOP 5 export enterprises by volume to Korea, Oct-2023



Volume ratio of TOP 5 export enterprises to Korea, Oct-2023





CASSAVA & CASSAVA PRODUCTS



SPOTLIGHT



On November 7, 2023, Pohang city (North Gyeongsang Province, South Korea) announced the successful pilot planting of cassava in the outdoor area of Heunghae Agricultural Technology Center. In the coming time, City leaders hope to develop more new crops to diversify products and adapt to local climate change.

Source: newszoom.kr



Ipsard

AGRO@INFO


Any comments. please send to:

INFORMATION CENTER FOR AGRICULTURE AND RURAL DEVELOPMENT
INSTITUTE OF POLICY AND STRATEGY FOR AGRICULTURE AND RURAL
DEVELOPMENT

Address: *16 Thuy Khue Street. Thuy Khue Wd.. Tay Ho Dist.. Hanoi*

Email: thongtinhitruong@ipsard.gov.vn; info@agro.gov.vn

Website: <http://agro.gov.vn/>



Xem thêm báo cáo