

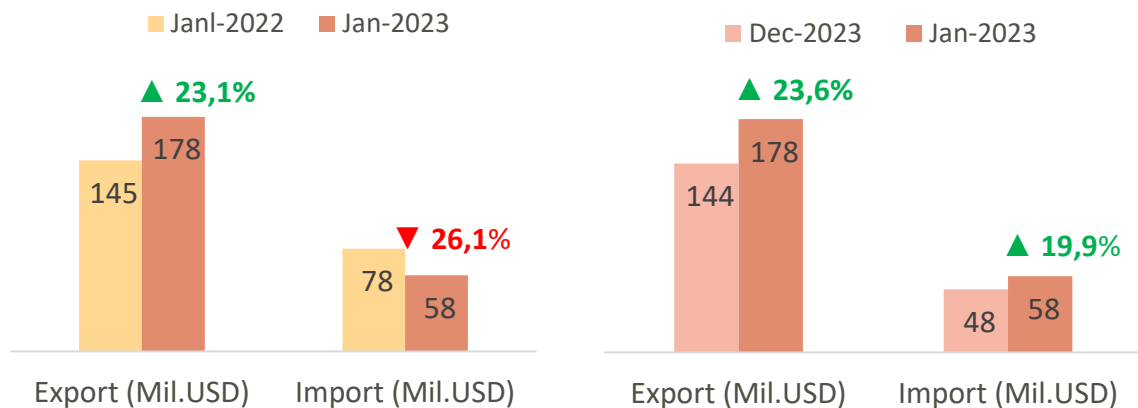
# MONTHLY REPORT ON AGRI-PRODUCT EXPORT *FROM THE REPUBLIC OF KOREA\* MARKET*



\* in short called Korea

# THE SITUATION OF AGRO-FORESTRY-FISHERY (AFF) PRODUCT EXPORT FROM VIETNAM TO THE KOREA IN JAN-2023

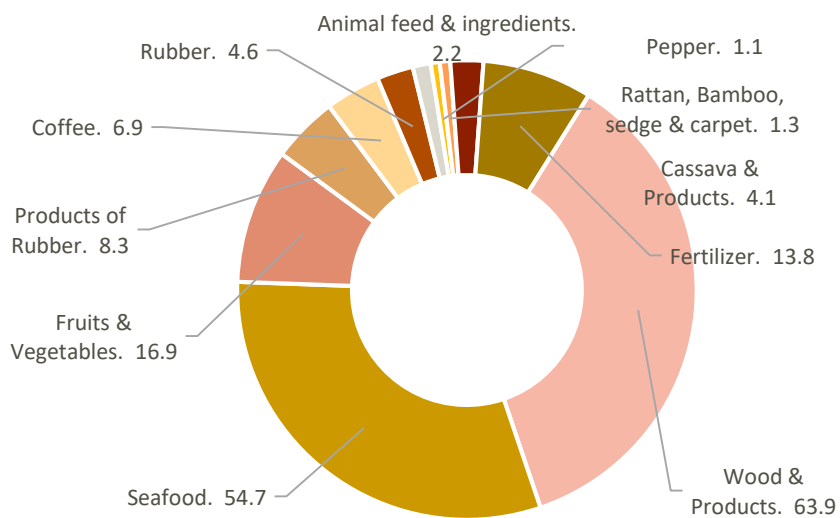
## AFF product import-export turnover between Vietnam and Korea, Jan-2023



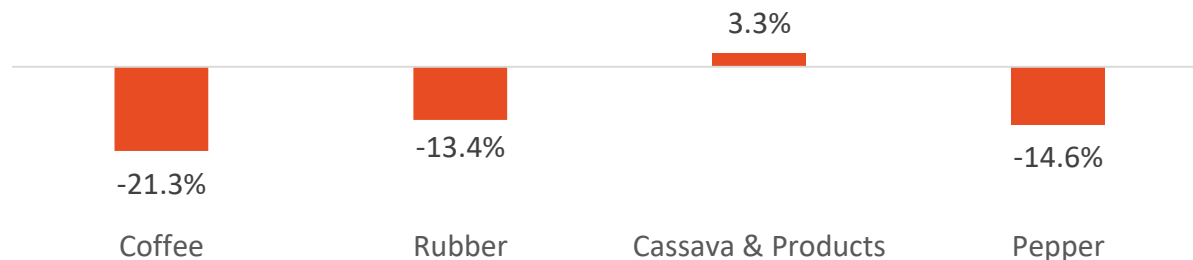
## Changes in key AFF product export value to the Korea in Jan-2023 compared to Dec-2022



## Key AFF product export value to Korea, Jan-2023



## Changes in average export value of key AFF products to the Korea in Jan-2023 compared to Dec-2022





1

## The Korea Development Institute (KDI) forecasts that Korea's economic growth in the half year of 2023 will be 1.1%

The Korea Development Institute (KDI) forecasts that the economy's growth prospects in 2023 will be 1.8, lower than the Korean Government's prediction (1.6%). KDI's forecast shows that the growth of Asia's fourth largest economy in the first half of 2023 is 1.1% and the second half of the year is 2.4%. Although the first half of the year is expected to decrease by 0.3%, the second half of the year will increase by 0.3%.



2

## South Korea's trade deficit is at a record high

According to data from the Korean Ministry of Trade, Industry and Energy announced on February 1, the country's export turnover in January 2023 decreased by 16.6% over the same period last year, to 46.27 billion USD. Imports decreased 2.6% to 58.96 billion USD. The trade deficit in January increased to 12.69 billion USD, the highest monthly deficit ever, and also marked the longest series of trade deficits since 1997 with 11 consecutive months.

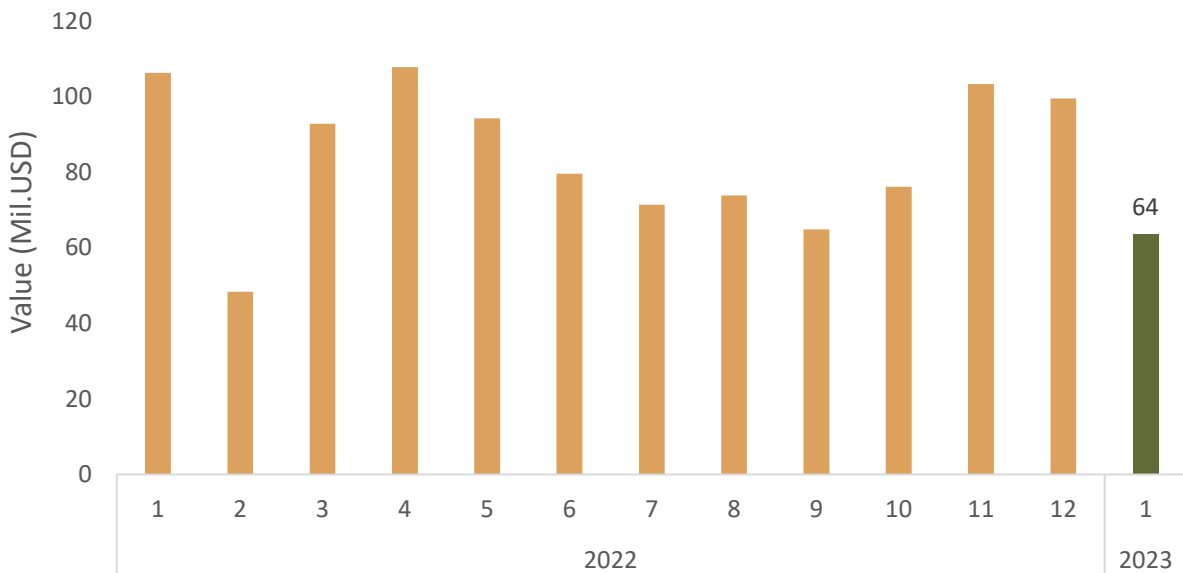
The country's 2022 trade deficit was also recorded at a record high since 2008, the period of the global financial crisis. As of January, South Korea had a trade deficit for 11 consecutive months. The Korea Customs Service (KCS) said that the country's record high trade deficit was due to the impact of international raw material prices escalating after the outbreak of the Russia-Ukraine conflict, causing imports to skyrocket.



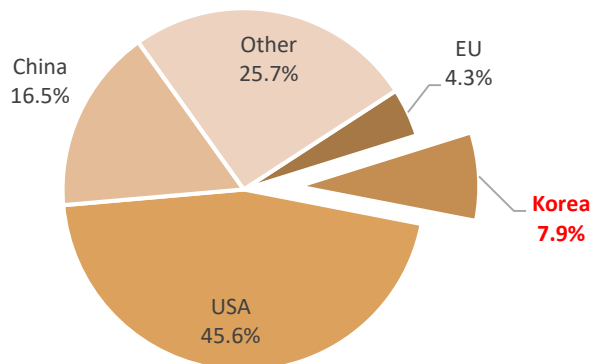


# WOOD & WOODEN PRODUCTS

### Export value to Korea, Jan-2023



### Percentage of export value to Korea, Jan-2023



### Export results to Korea, Jan-2023

VALUE

69

Mil.USD

- ↘ Decrease **36.2%** compared to Dec-2022
- ↘ Decrease **40.3%** compared to Jan-2022
- ↓ **21 mil.USD** less than the monthly average rate in 2022

### Changes in percentage of export results to Korea, Jan-2023

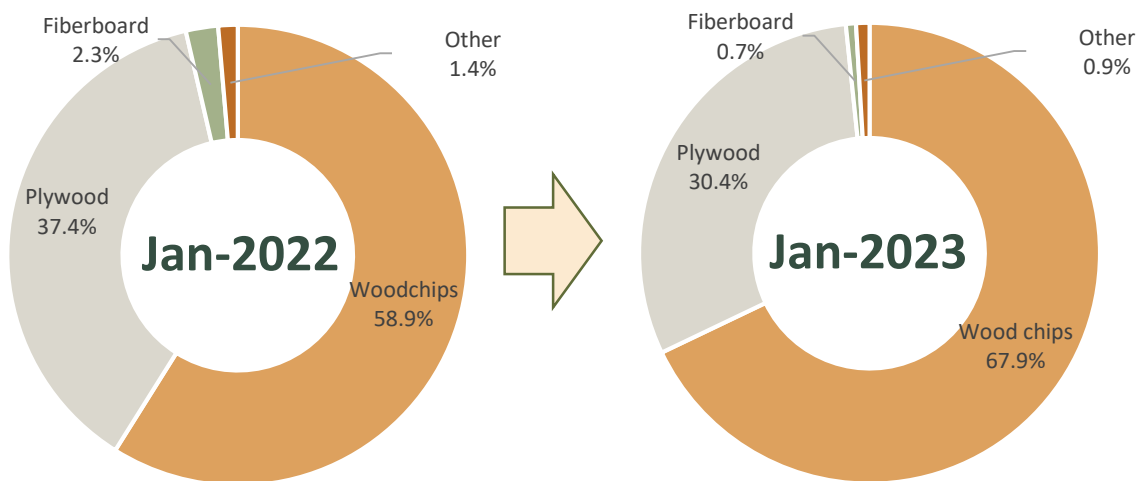


Source: Calculated from data of the General Department of Customs



# WOOD & WOODEN PRODUCTS

## Structure of exports by products to Korea, Jan-2023



## Export results to Korea, Jan-2023



### Woodchips

Value: **34** Mil.USD

Decrease **39%** compared to Dec-2022

Decrease **26%** compared to Jan-2022



### Plywood

Value: **15.3** Mil.USD

Decrease **31%** compared to Dec-2022

Decrease **47%** compared to Jan-2022



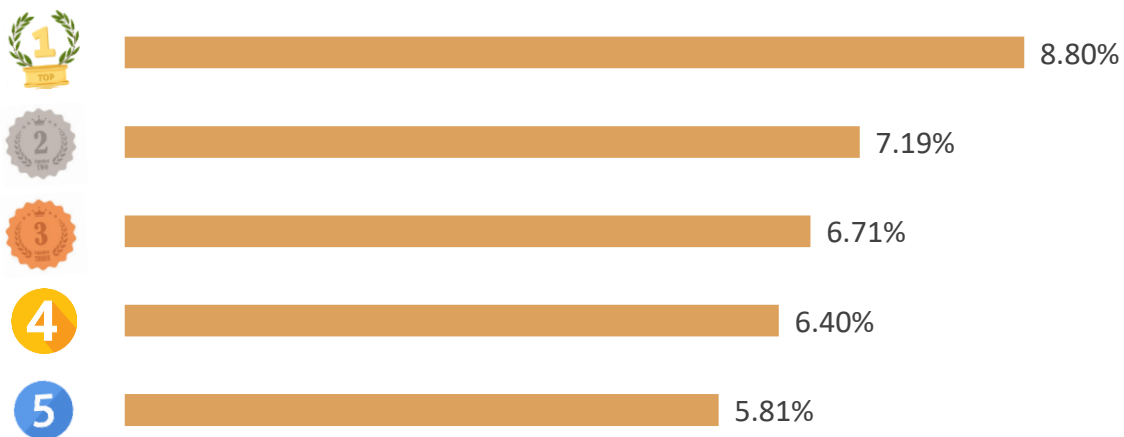
### Fiberboard

Value: **0.4** Mil.USD

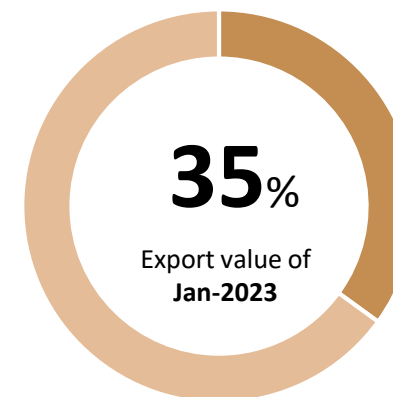
Decrease **49%** compared to Dec-2022

Decrease **80%** compared to Jan-2022

## TOP 5 export enterprises by value to Korea, Jan-2023



## Value ratio of TOP 5 export enterprises to Korea, Jan-2023





# WOOD & WOODEN PRODUCTS

## SPOTLIGHT

Korea's imported wood volume in 2022 increased by 6.2% over the same period in 2021. Meanwhile, wood product imports decreased by 0.5% over the same period last year.

In 2022, Korea's roundwood imports decreased by 14.5% and sawn timber decreased by 20.3% over the same period last year.

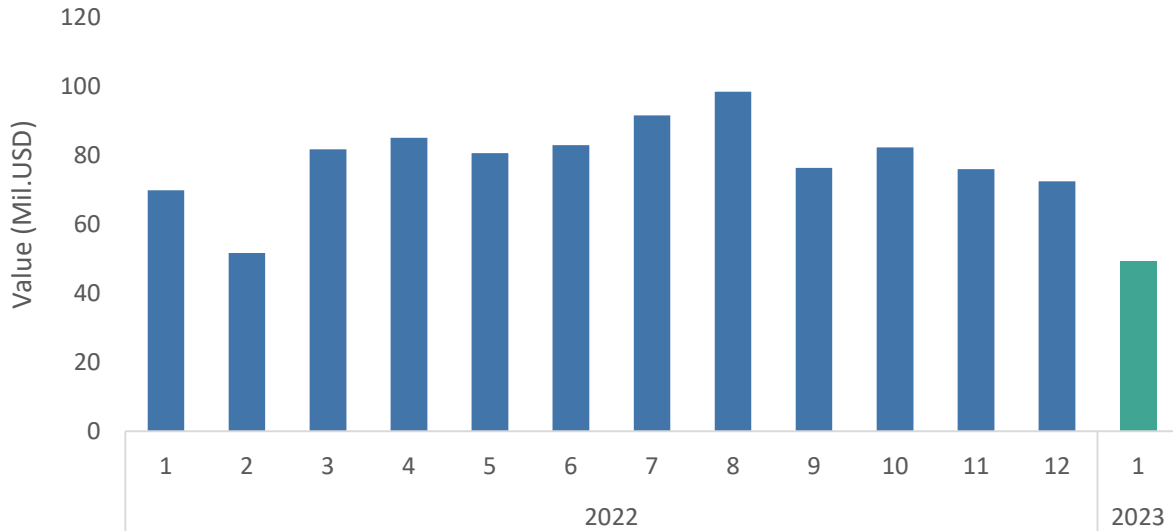
*Source: WoodKorea*



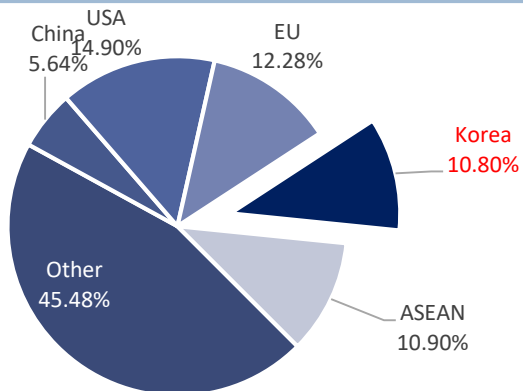


# SEAFOOD

## Export value to Korea, Jan-2023



## Percentage of export value to Korea, Jan-2023



## Export results to Korea, Jan-2023

**VALUE**

\$

49.4

Mil.USD

- ↘ Decrease **32.9%** compared to Dec-2022
- ↘ Decrease **29.4%** compared to Jan-2022
- ↘ **29.8mil.USD** less than the monthly average rate in 2022

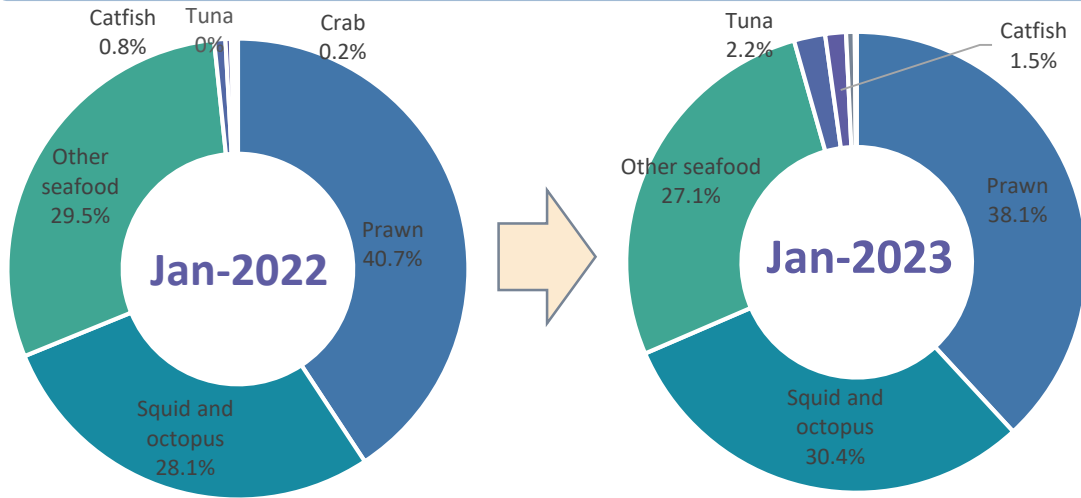
## Changes in percentage of export results to Korea, Jan-2023





# SEAFOOD

## Structure of exports by products to Korea , Jan-2023



## Export results to Korea, Jan-2023



### Prawn

Value: **18.8** Mil.USD

Decrease **32.3%** compared to Dec-2022

Decrease **34.1%** compared to Jan-2022



### Squid and Octopus

Value: **15** Mil.USD

Decrease **34.7%** compared to Dec-2022

Decrease **23.8%** compared to Jan-2022



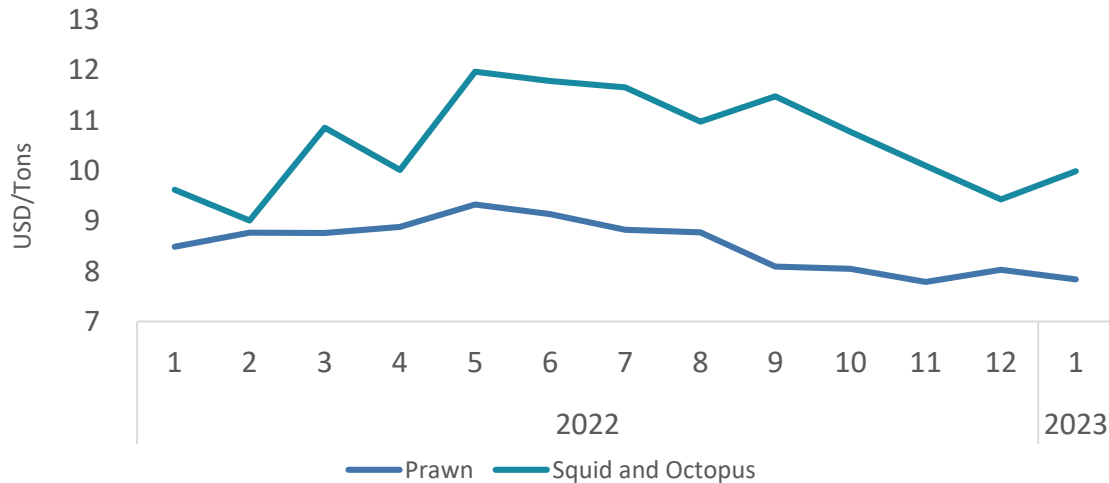
### Tuna

Value: **1.1** Mil.USD

Decrease **23.8%** compared to Dec-2022

Increase **465.8%** compared to Jan-2022

## Average export price to Korea , Jan-2023



### Prawn

The average export price in Jan-2023 is **7.8** USD/kg; **decrease 2.3%** compared to the previous month; and **decrease 7.6%** compared to the same month of 2022.

### Squid and Octopus

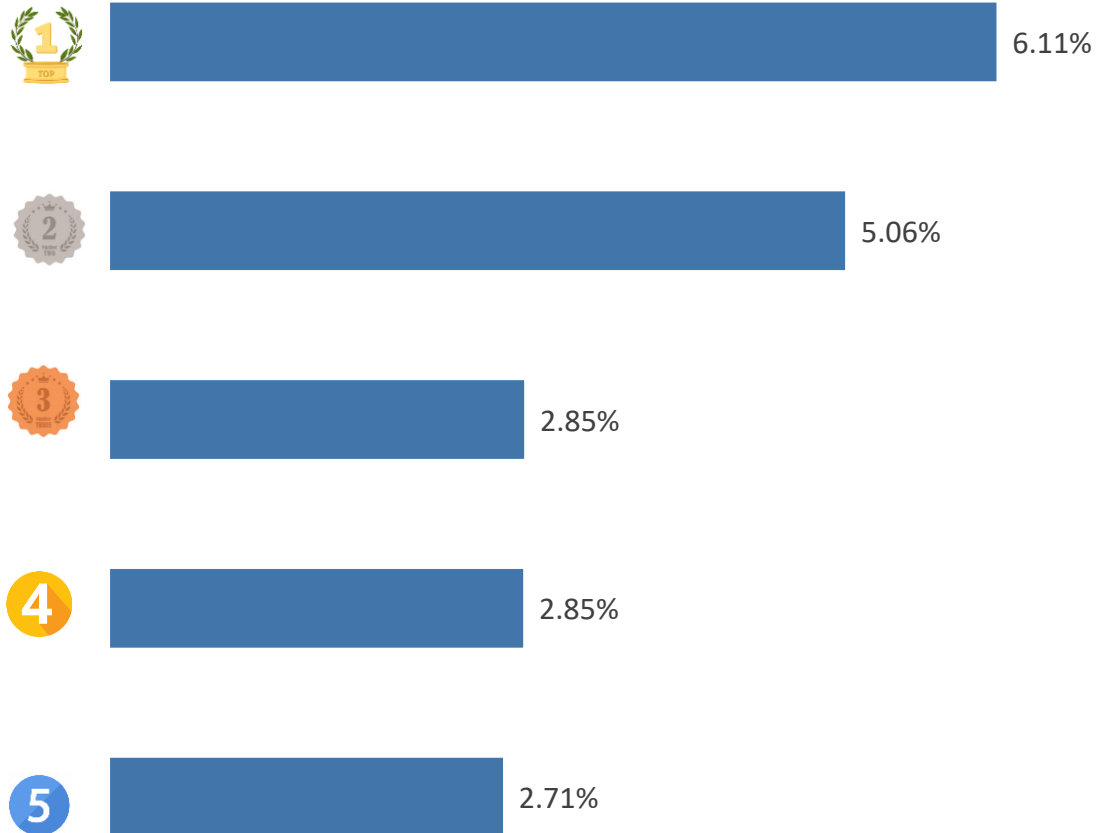
The average export price in Jan-2023 is **10** USD/kg; **increase 6%** compared to the previous month; and **increase 6%** compared to the same month of 2022.



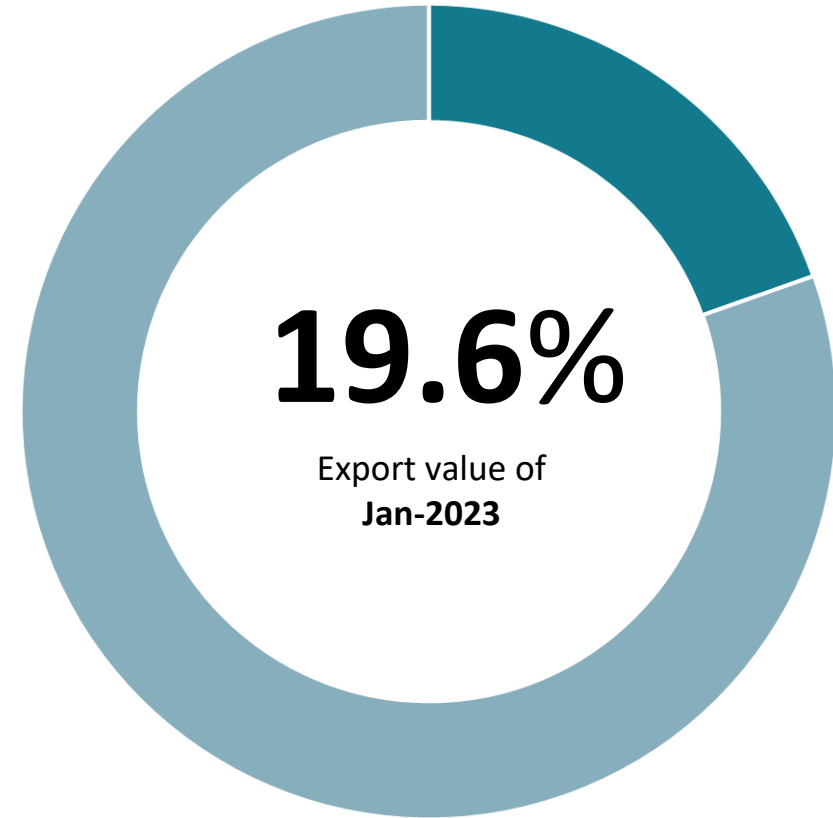


# SEAFOOD

TOP 5 export enterprises by value to Korea, Jan-2023



Value ratio of TOP 5 export enterprises to Korea, Jan-2023





1

### **Korean seafood businesses ask the government to take action against Japan's discharge of radioactive wastewater into the sea.**

After the Japanese Government announced that it would discharge radioactive wastewater from the Fukushima electronics plant into the sea. Seafood businesses are required to conduct on-site radiation testing for caught seafood and make the results public. The Korean Ministry of Oceans and Fisheries plans to increase the number of survey points for radioactive concentrations in seawater, doubling the testing of seafood samples. Seafood businesses are very frustrated because up to now, the Government has not given a clear explanation or established a policy to check whether Korean waters are safe or not in case Tokyo releases water. radioactive discharge into the sea.

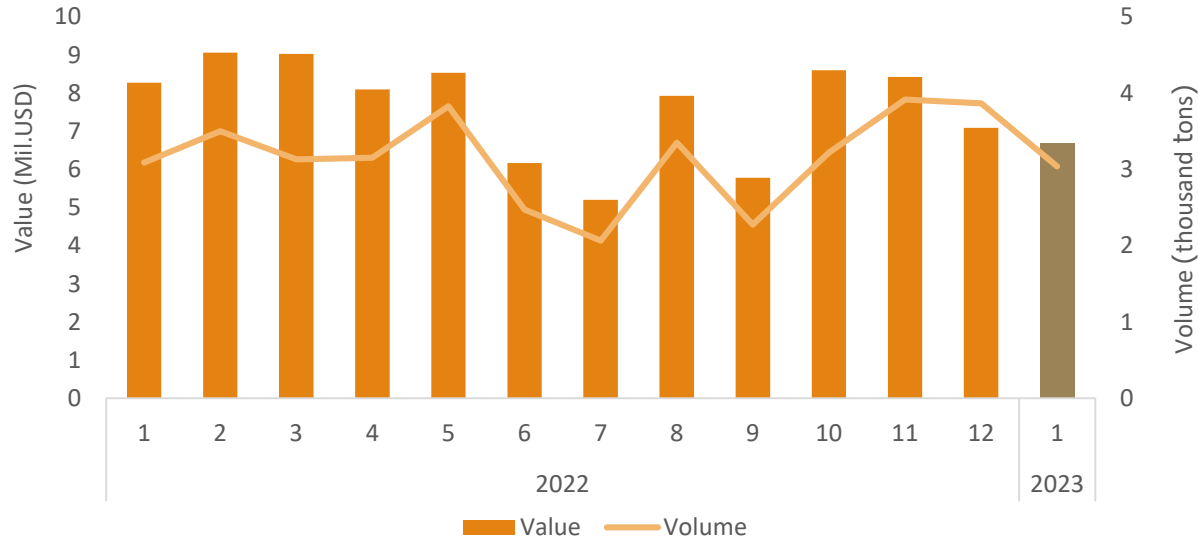
*Source: KBS world (1/2023)*





# COFFEE

## Export volume and value to Korea, Jan-2023



## Export results to Korea, Jan-2023

**VALUE**

**6.7** *Mil.USD*

▼ Decrease **30.1%** compared to Dec-2022

▼ Decrease **19.1%** compared to Jan-2022

▼ **0.9 Mil.USD** less than the monthly average rate in 2022

**VOLUME**

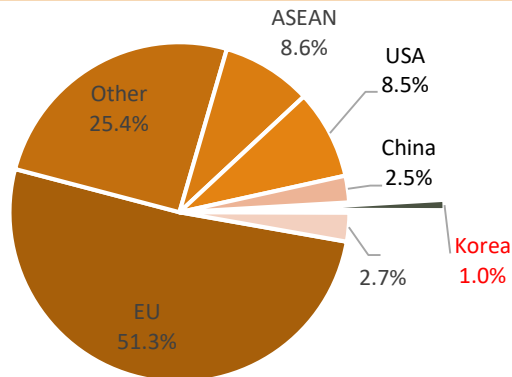
**3** *Ths.tons*

▼ Decrease **21.3%** compared to Dec-2022

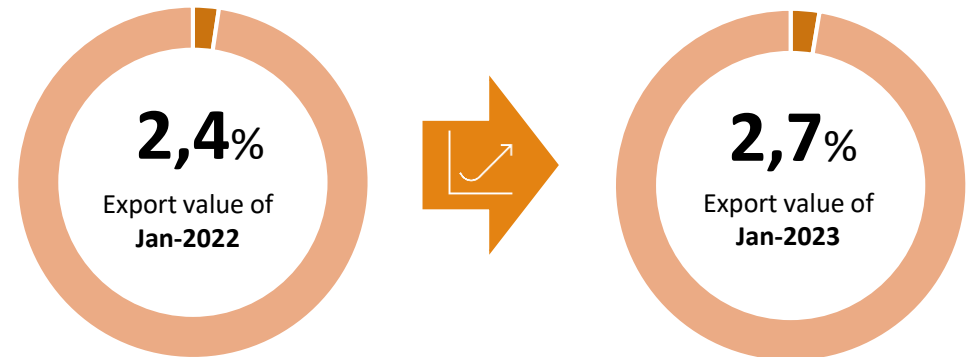
▼ Decrease **1.6%** compared to Jan-2022

▼ **116 tons** less than the monthly average rate in 2022

## Percentage of export value to Korea, Jan-2023



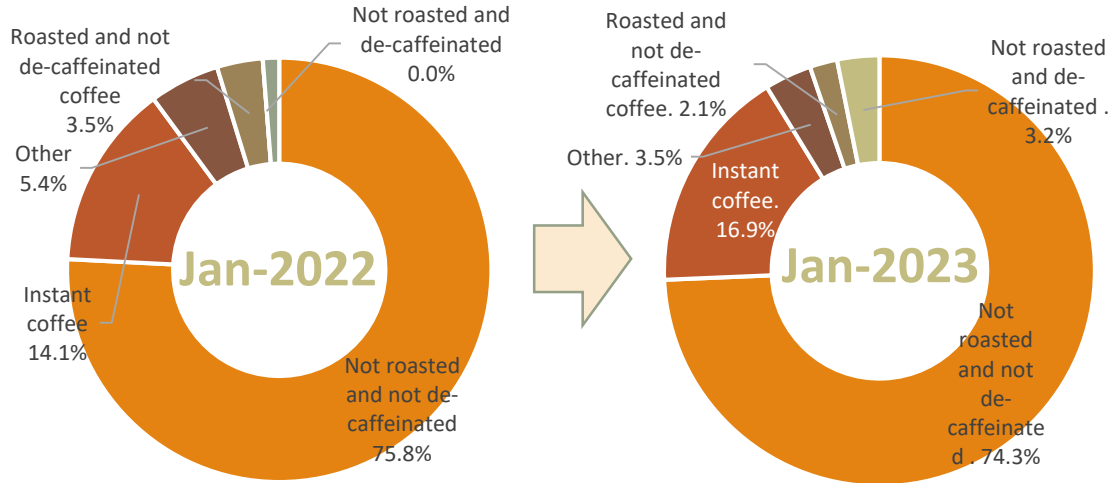
## Changes in percentage of export results to Korea, Jan-2023





# COFFEE

## Structure of exports by products to Korea, Jan-2023



## Export results to Korea, Jan-2023



### Not roasted and not de-caffeinated Coffee

Value: **5.1** Mil.USD

Decrease **6.4%** compared to Dec-2022

Decrease **8.3%** compared to Jan-2022



### Instant coffee

Value: **0.9** Mil.USD

Increase **9.8%** compared to Dec-2022

Decrease **25.1%** compared to Jan-2022



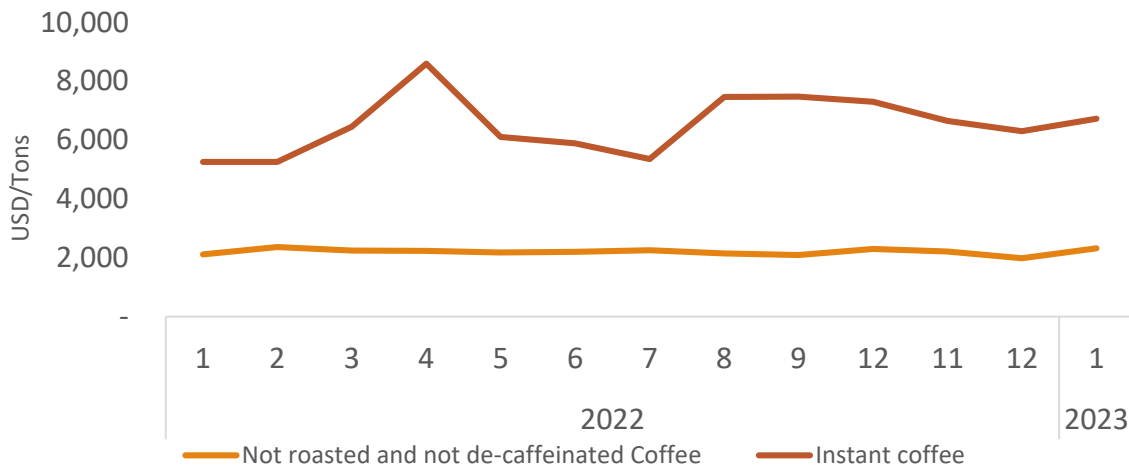
### Roasted and not de-caffeinated coffee

Value: **0.2** Mil.USD

Decrease **32.2%** compared to Dec-2022

Increase **52.4%** compared to Jan-2022

## Average export price to Korea



### Instant coffee

The average export price in Jan-2023 is **6.725** USD/tons **increase 6.7%** compared to the previous month; and **increase 21.8%** compared to the same month of 2022.

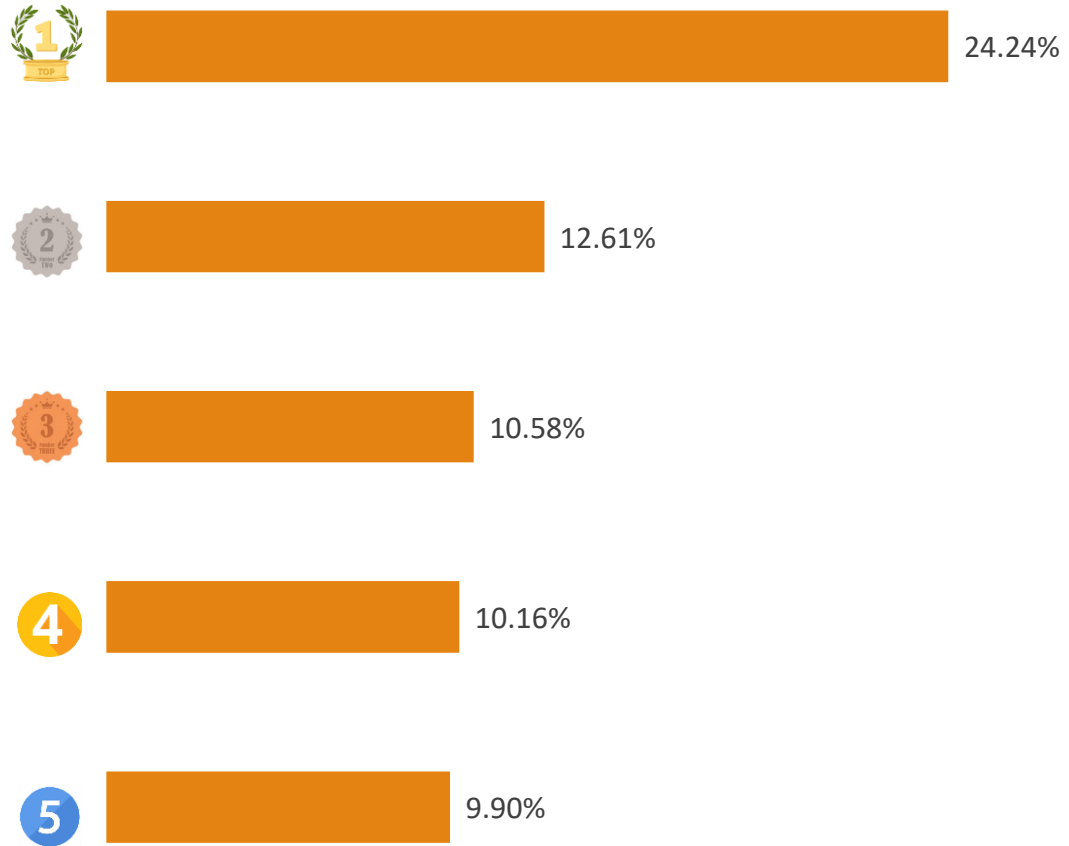
### Not roasted and not de-caffeinated Coffee

The average export price in Jan-2023 is **2.509** USD/tons; **increase 16.8%** compared to the previous month; and **decrease 93.2%** compared to the same month of 2022.

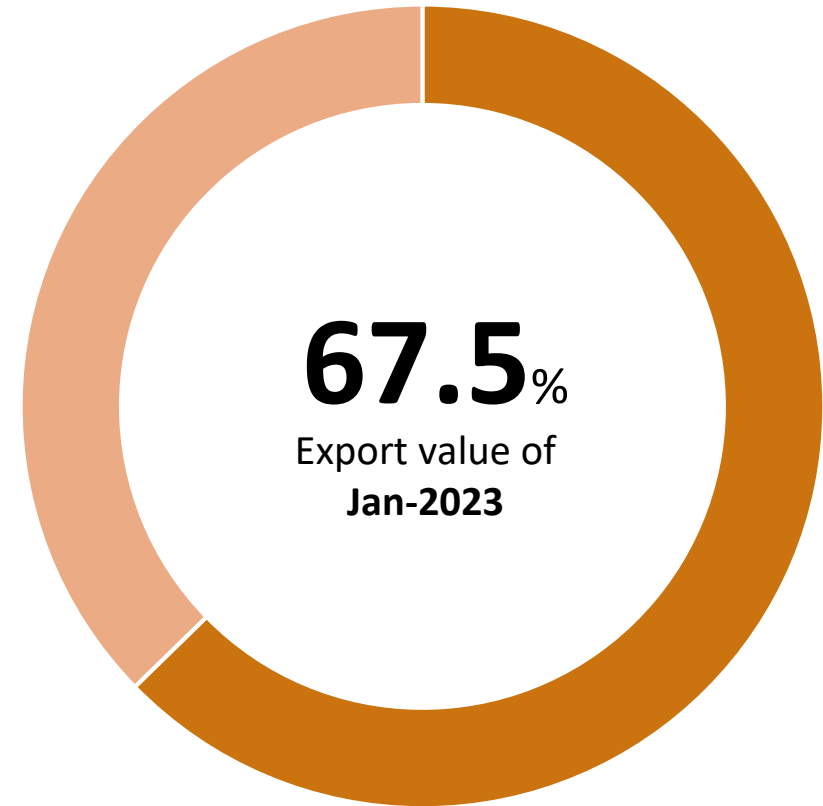


# COFFEE

## TOP 5 export enterprises by value to Korea, Jan-2023



## Value ratio of TOP 5 export enterprises to Korea, Jan-2023





# COFFEE

## SPOTLIGHT

01

The Korean Trade-Investment Promotion Agency said that the EU promulgating regulations banning the import of products such as coffee, rubber,... related to deforestation will affect export companies. of this country such as: must add relevant data on the obligation to appraise the country of origin of importers in the region.

The Korean Ministry of Trade, Industry and Energy has established the “EU Trade Pending Task Force” which includes an advisory body involving government, industry, academia and government. The federal government aims to assess the impact, consult with the EU, improve the system and actively consider supporting companies to improve their response.

*Source: Ekoreanews (1/2023)*

02

According to Euromonitor, Korea is already the world's largest coffee market with a market size of about 43.261 billion USD. Coffee is also the drink that Koreans buy the most at convenience stores and hypermarkets, more than sodas like apple cider and coca cola. In 2021, the total beverage market is worth about 9.6 trillion won, of which coffee accounts for 32.52%, significantly exceeding carbonated drinks (23.96%).

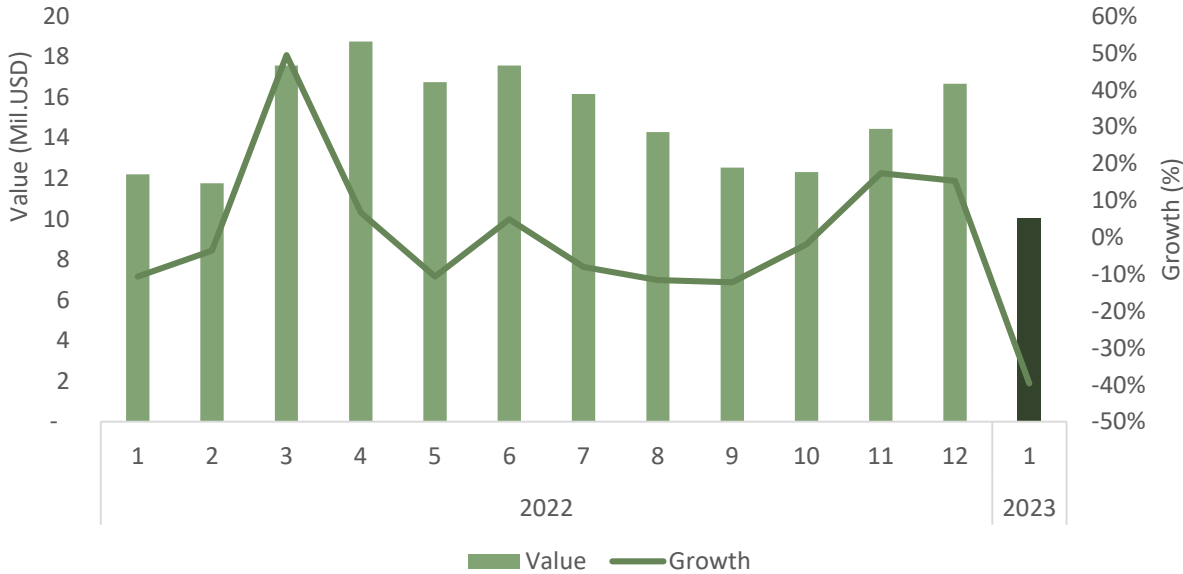
*Source: Tap chí Hankyung (1/2023)*





# FRUITS & VEGETABLES (EXPORT)

## Export value to Korea, Jan-2023



## Export results to Korea, Jan-2023

### VALUE



Decrease **39.7%** compared to Dec-2022

Decrease **17.6%** compared to Jan-2022

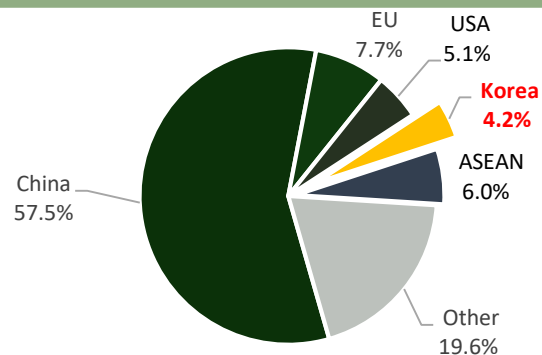
**10.1**

**Mil.USD**


Decrease **5.0 mil.USD** less than the monthly average rate in 2022

\* Accumulated 1 months of 2023 reaches **5.6%** of total 2022

## Percentage of export value to Korea, Jan-2023



## Changes in percentage of export results to Korea, Jan-2023

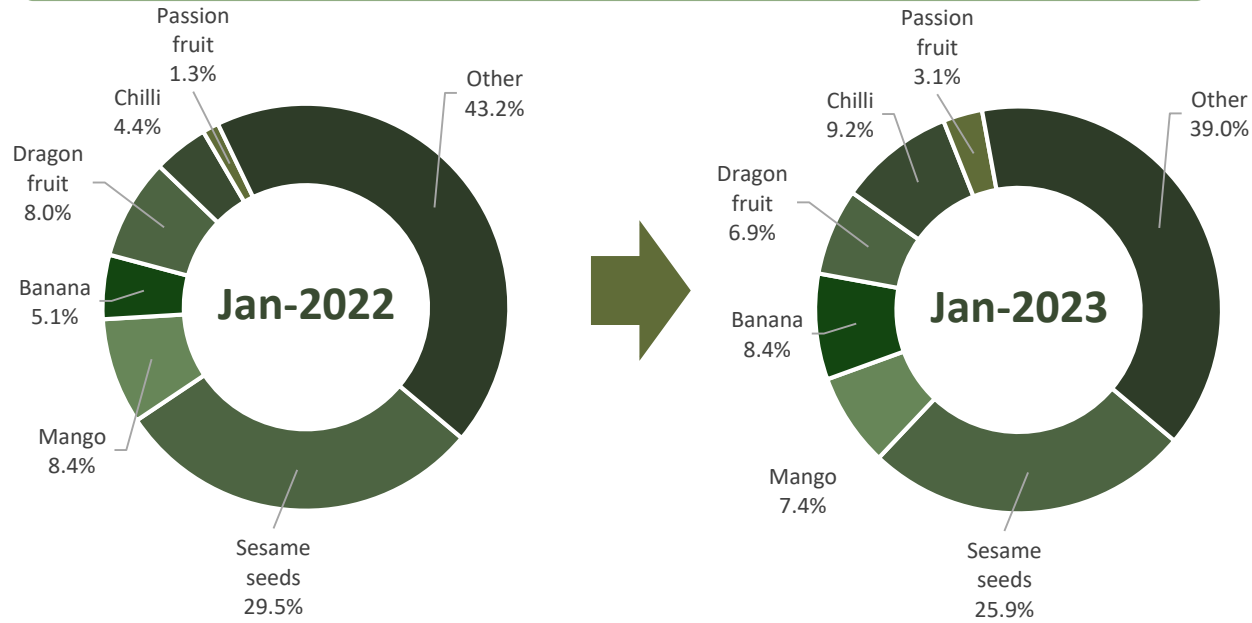




# FRUITS & VEGETABLES (EXPORT)

## Structure of exports by products to Korea, Jan-2023

## Export results to Korea, Jan-2023



### Sesame seeds

Value: **2.6** Mil.USD

Decrease **46.3%** compared to Dec-2022

Decrease **27.5%** compared to Jan-2022



### Mango

Value: **0.7** Mil.USD

Decrease **61.2%** compared to Dec-2022

Decrease **27.6%** compared to Jan-2022



### Banana

Value: **0.8** Mil.USD

Increase **0.7%** compared to Dec-2022

Increase **35.9%** compared to Jan-2022



### Dragon fruit

Value: **0.7** Mil.USD

Increase **14.6%** compared to Dec-2022

Decrease **29%** compared to Jan-2022



### Chilli

Value: **0.9** Mil.USD

Decrease **36.2%** compared to Dec-2022

Increase **72.9%** compared to Jan-2022



### Passion fruit

Value: **0.3** Mil.USD

Decrease **51.9%** compared to Dec-2022

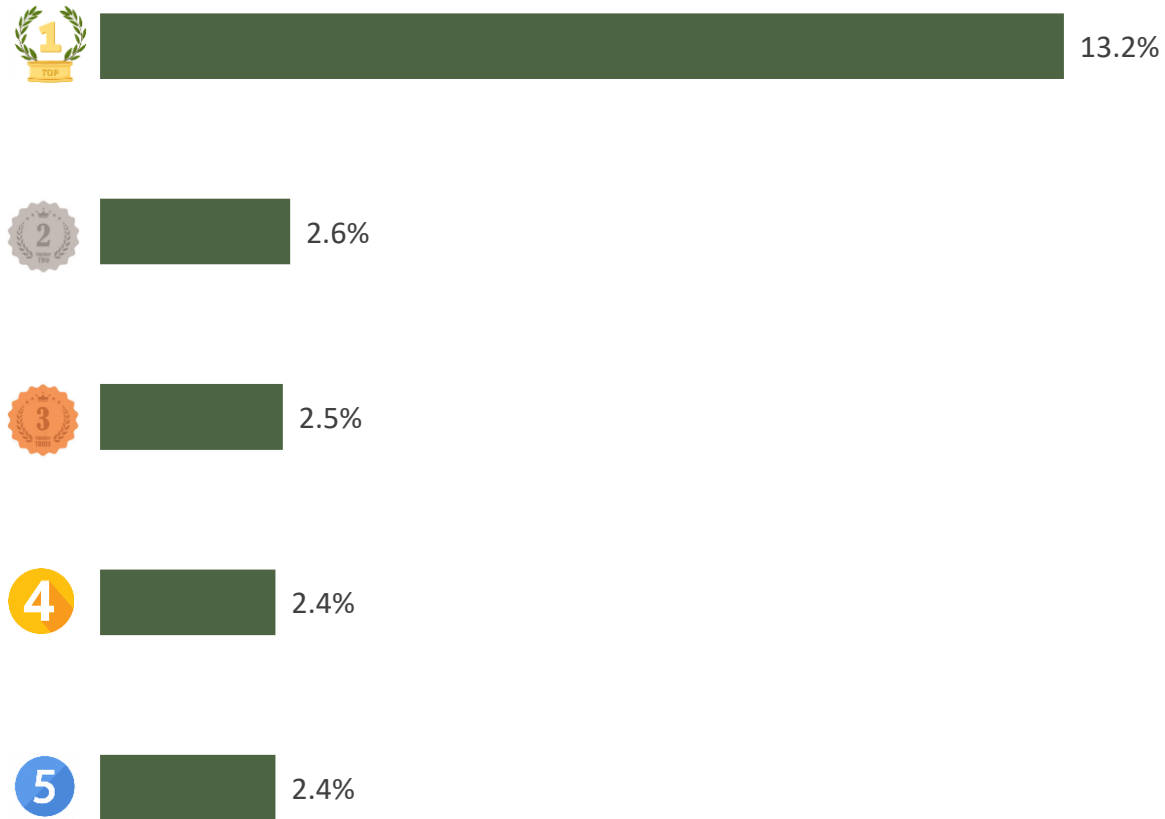
Increase **99%** compared to Jan-2022



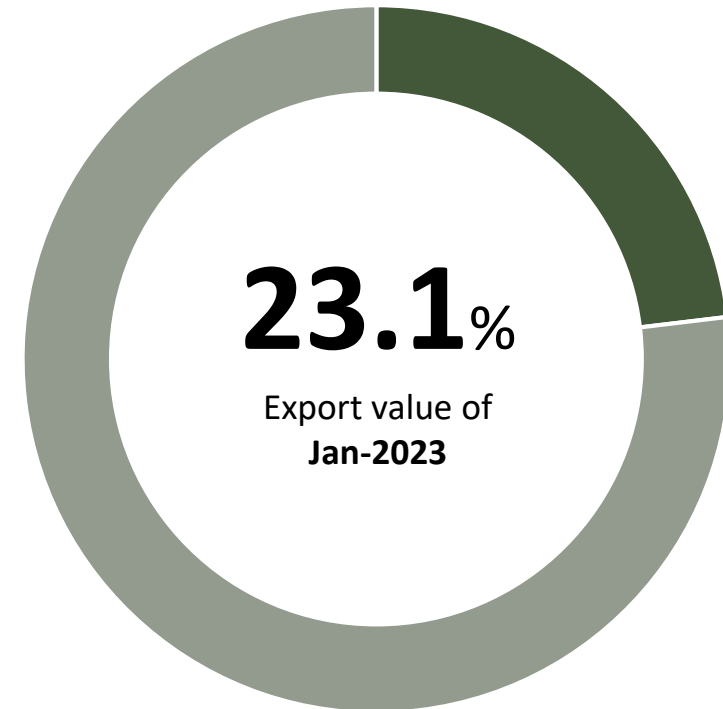


# FRUITS & VEGETABLES (EXPORT)

TOP 5 export enterprises by value to Korea, Jan-2023



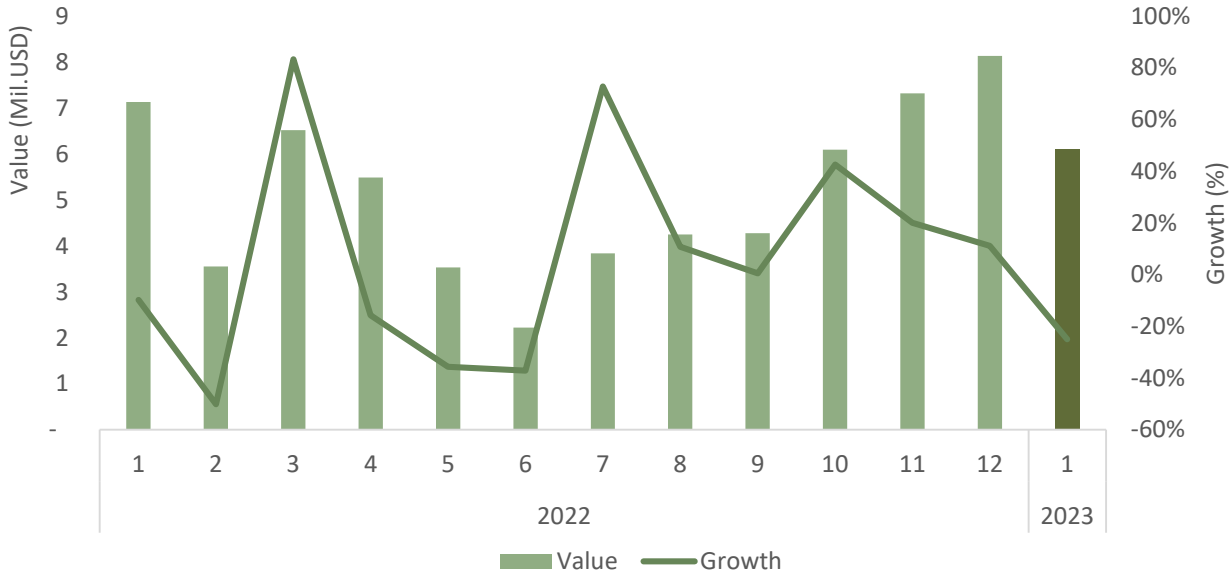
Value ratio of TOP 5 export enterprises to Korea, Jan-2023





# FRUITS & VEGETABLES (IMPORT)

## Import value from Korea, Jan-2023



## Import results from Korea, Jan-2023

### VALUE



**6.1**

Mil.USD

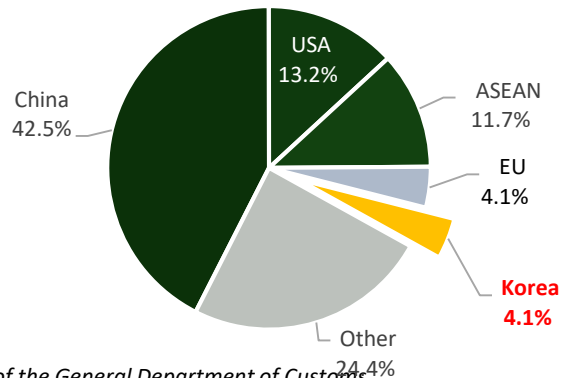
Decrease **25%** compared to Dec-2022

Decrease **14.5%** compared to Jan-2022


**0.9 Mil.USD** more than the monthly average rate in 2022

\* Accumulated 1 months of 2023 reaches **9.8%** of total 2022

## Percentage of import value from Korea, Jan-2023



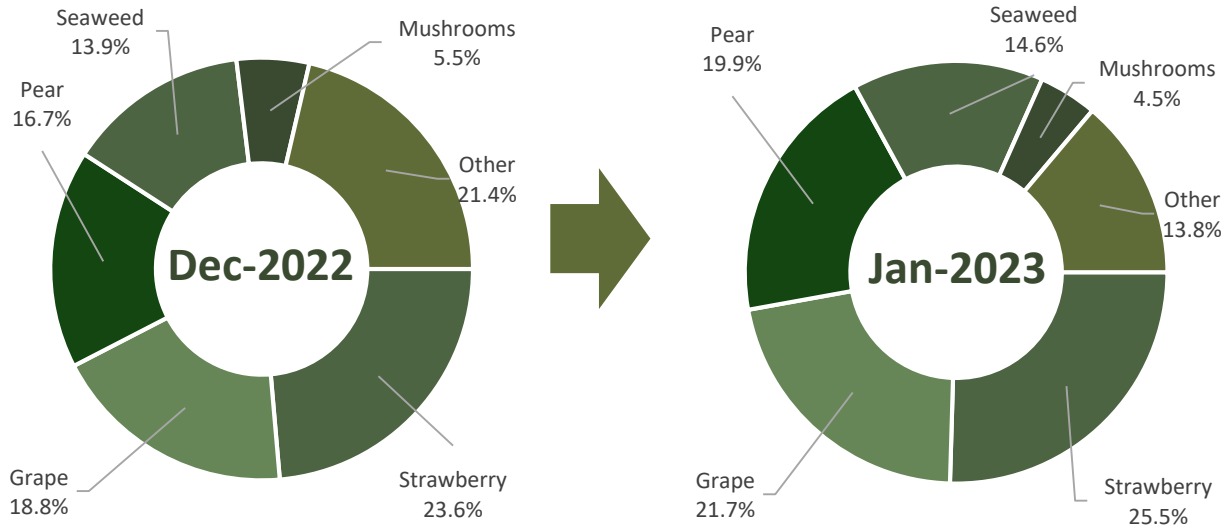
## Changes in percentage of import value from Korea, Jan-2023





# FRUITS & VEGETABLES (IMPORT)

## Structure of import by products from Korea, Jan-2023



## Import results from Korea, Jan-2023



### Seaweed

Value: **0.89** Mil.USD  
 Decrease **42.4%** compared to Dec-2022  
 Decrease **10.3%** compared to Jan-2022



### Grape

Value: **1.3** Mil..USD  
 Increase **210%** compared to Dec-2022  
 Decrease **54.5%** compared to Jan-2022



### Pear

Value: **1.2** Mil.USD  
 Decrease **32.8%** compared to Dec-2022  
 Increase **1.7%** compared to Jan-2022



### Mushrooms

Value: **0.27** Ths.USD  
 Increase **41.8%** compared to Dec-2022  
 Decrease **31%** compared to Jan-2022



### Strawberry

Value: **1.6** Ths.USD  
 Decrease **15.3%** compared to Dec-2022  
 Decrease **7.8%** compared to Jan-2022

# FRUITS & VEGETABLES (IMPORT)

## SPOTLIGHT

...

South Korea's potato production in 2022 decreased by 9.5% to 510,000 tons. South Korea's domestic potato production is expected to continue to gradually decline in the coming years, and South Korea's potato consumption is expected to increase by 2.5% in 2023 due to demand for processed potato products. variable increases.

South Korea's imports of potatoes and potato products increased 17% to 227,000 tons, mainly due to strong demand for frozen fries in the food sector..

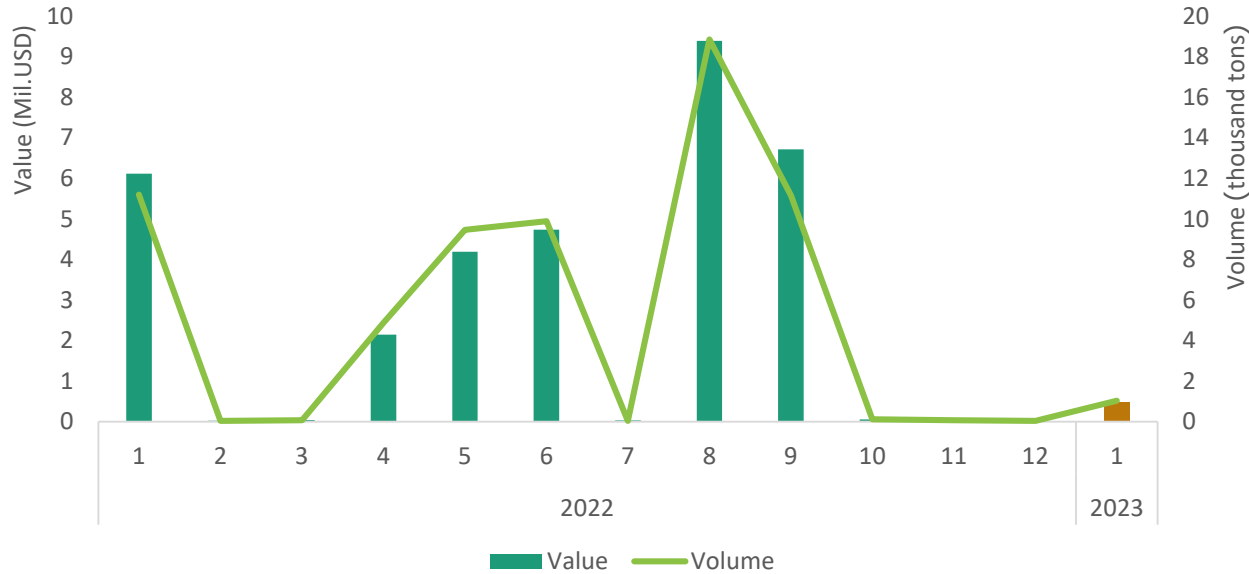
*Source: Tridge.com*





# RICE

## Export volume and value to Korea, Jan-2023



## Export results to Korea, Jan-2023

### VALUE

**0.49** Mil. USD

↗ Increase **16.6** times compared to Dec-2022

↘ Decrease **92%** compared to Jan-2022

↘ **2.3 Mil.USD** less than the monthly average rate in 2022

\* Accumulated 1 months of 2023 reaches **1.5%** of total 2022

### VOLUME

**1.04** Ths.tons

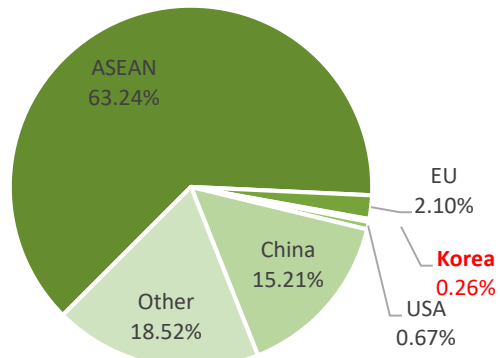
↗ Increase **21.4** times compared to Dec-2022

↘ Decrease **91%** compared to Jan-2022

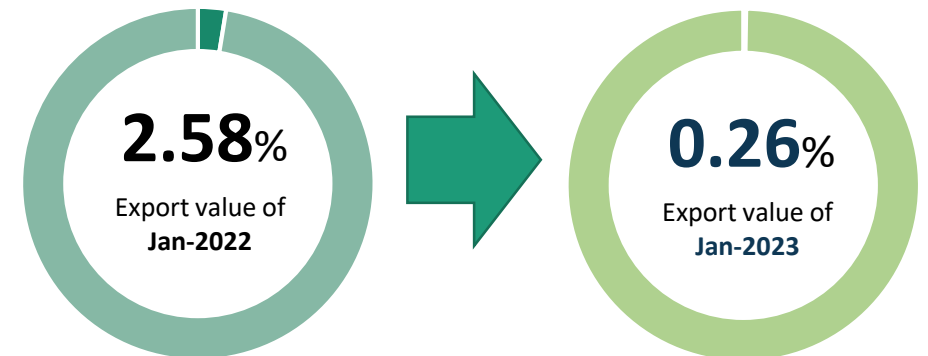
↘ **4.4 Ths.tons** less than the monthly average rate in 2022

\* Accumulated 1 months of 2023 reaches **1.6%** of total 2022

## Percentage of export value to Korea, Jan-2023




## Changes in percentage of export results to Korea, Jan-2023



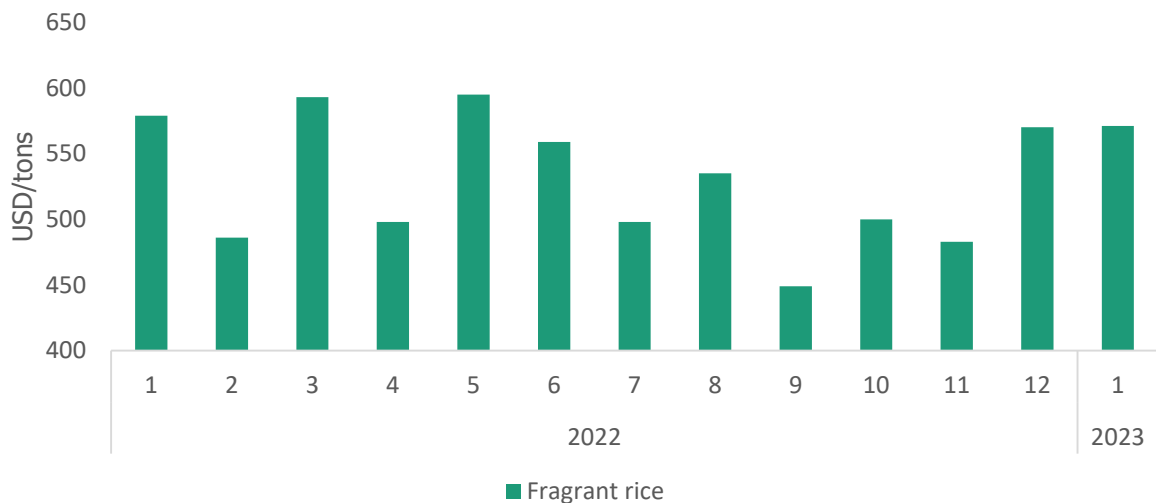


# RICE

## Structure of exports by products to Korea, Jan-2023



## Average export price to Korea, Jan-2023



## Export results to Korea, Jan-2023



### White rice

Value: **464** Ths.USD

Increase **100%** compared to Dec-2022

Decrease **93%** compared to Jan-2022



### Fragrant rice

Value: **25** Ths.USD

Increase **56%** compared to Dec-2022

Decrease **33%** compared to Jan-2022



### Japonica rice

Value: **1.4** Ths.USD

Increase **327%** compared to Dec-2022

Increase **332%** compared to Jan-2022


## Fragrant rice

The average export price in Jan-2023 is **571USD/tons**; increase **0.1%** compared to the previous month; and decrease **1%** compared to the same month of 2022.

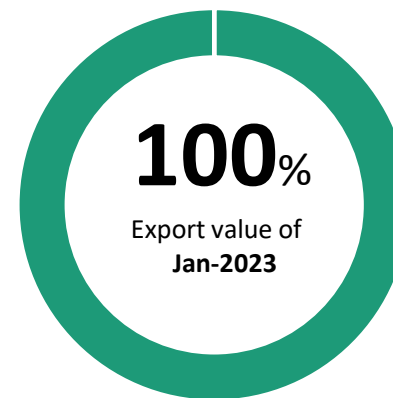


# LÚA GẠO

## TOP 3 export enterprises by value to Korea, Jan-2023



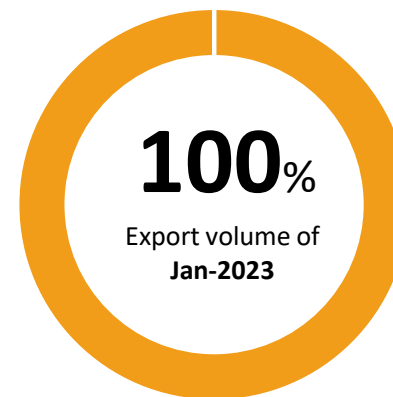
## Value ratio of TOP 3 export enterprises to Korea, Jan-2023



## TOP 3 export enterprises by volume to Korea, Jan-2023



## Volume ratio of TOP 3 export enterprises to Korea, Jan-2023





# RICE



## SPOTLIGHT

South Korea's rice output in the 2022-23 crop year increased slightly to an estimated 3.76 million tons, while ending inventories remained unchanged at 1.45 million tons, according to the United States Department of Agriculture (USDA).

*Nguồn: World-Grain*

High inventories reduce domestic rice prices. Therefore, to improve rice prices, Korea increased rice purchases to a record level of 820,000 tons and continued to encourage farmers to reduce rice growing areas.

*Nguồn: World-Grain*

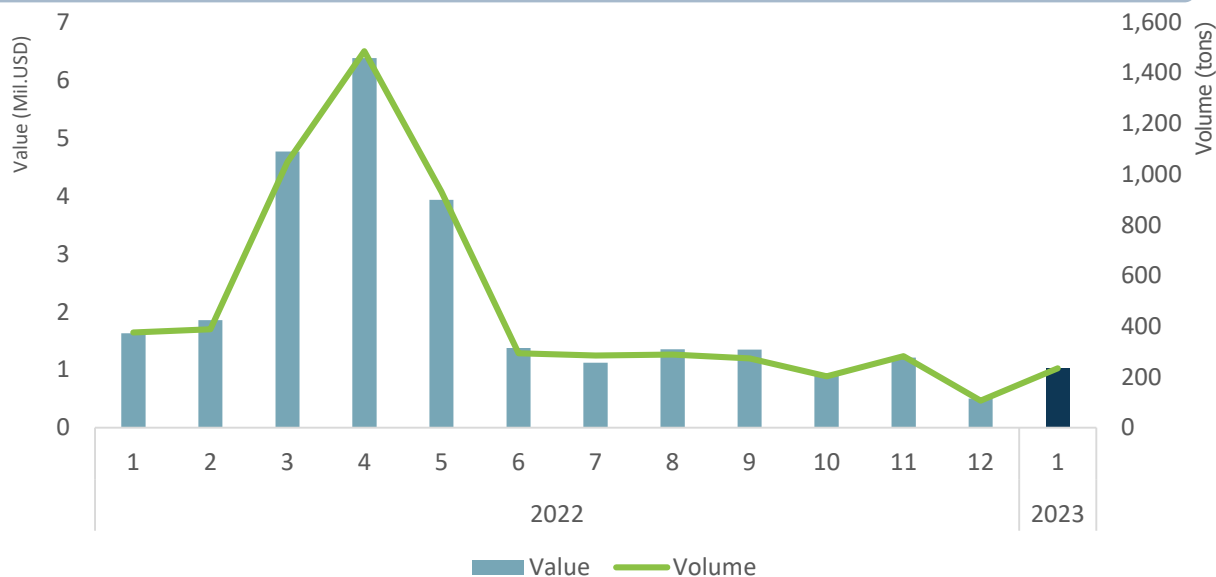






# PEPPER

## Export volume and value to Korea, Jan-2023



## Export results to Korea, Jan-2023

### VALUE

**1.03** Mil.tons

↗ Increase **105%** compared to Dec-2022

↘ Decrease **36.8%** compared to Jan-2022

↘ **1.17 Mil.USD** less than the monthly average rate in 2022

### VOLUME

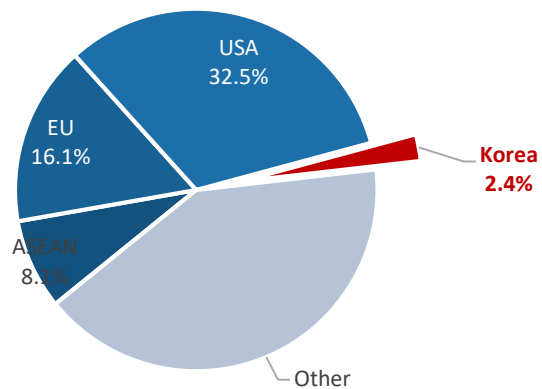
**235** tons

↗ Increase **120%** compared to Dec-2022

↘ Decrease **37.5%** compared to Jan-2022

↘ **267 tons** less than the monthly average rate in 2022

## Percentage of export value to Korea, Jan-2023



## Changes in percentage of export results to Korea, Jan-2023

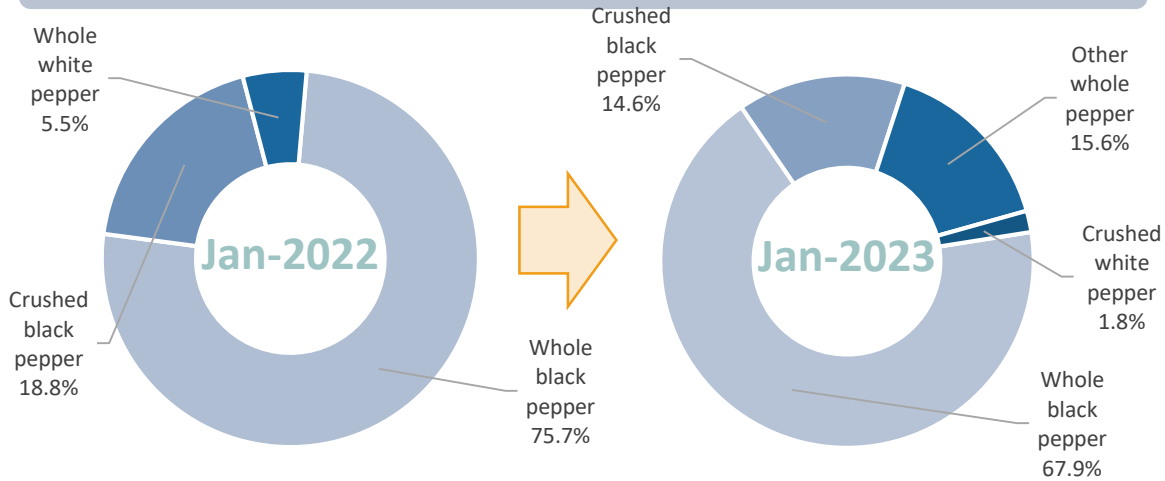


Source: Calculated from data of the General Department of Customs

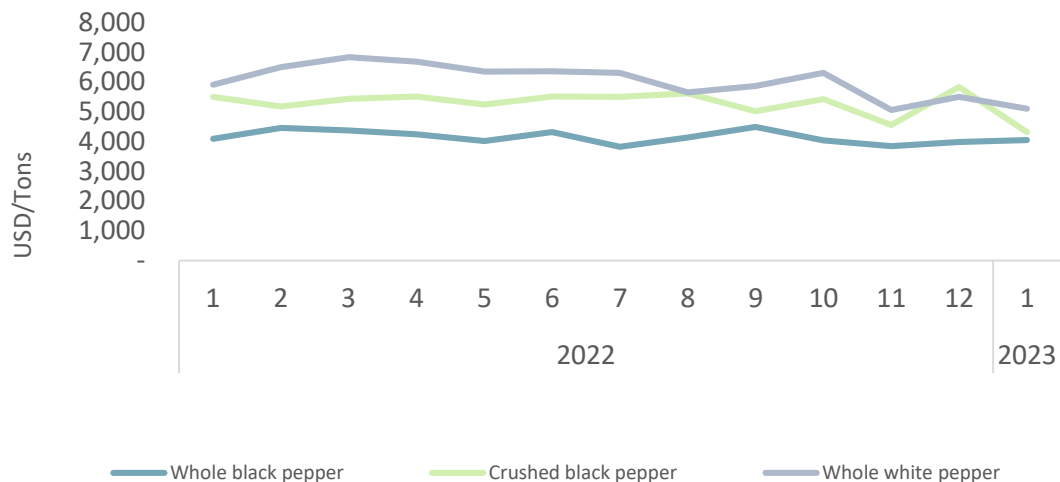


# PEPPER

## Structure of exports by products to Korea, Jan-2023



## Average export price to Korea, Jan-2023



## Export results to Korea, Jan-2023



### Whole black pepper

Value: **3.9** Mil.USD

Increase **59%** compared to Dec-2022

Increase **278%** compared to Jan-2022



### Crushed black pepper

Value: **0.3** Mil.USD

Decrease **33.2%** compared to Dec-2022

Increase **306%** compared to Jan-2022



### Whole white pepper

Value: **0.4** Mil.USD

Increase **62%** compared to Dec-2022

Increase **3.362%** compared to Jan-2022

### Whole black pepper

The average export price in Jan-2023 is **4,047** USD/tons; **increase 1.6%** compared to the previous month; and **decrease 1%** compared to the same month of 2022.

### Crushed black pepper

The average export price in Jan-2023 is **5,093** USD/tons; **decrease 7.4%** compared to the previous month; and **decrease 13.7%** compared to the same month of 2022.

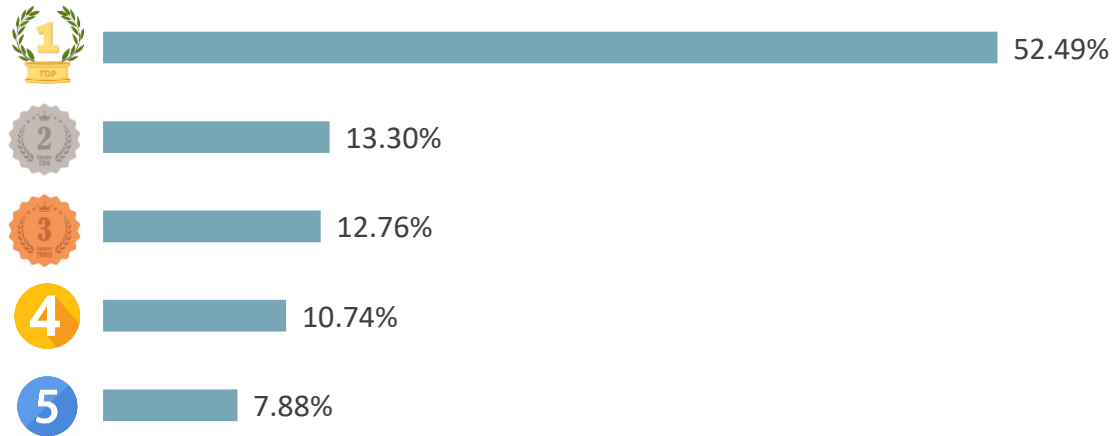
### Whole white pepper

The average export price in Jan-2023 is **4,315** USD/tons; **decrease 25.9%** compared to the previous month; and **decrease 21.5%** compared to the same month of 2022.

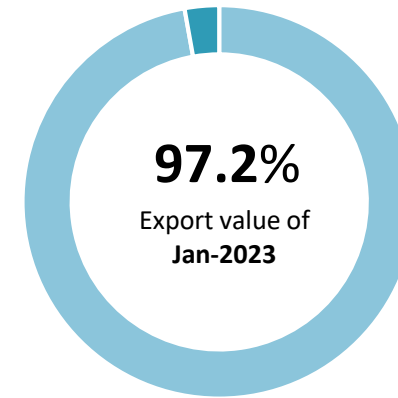


# PEPPER

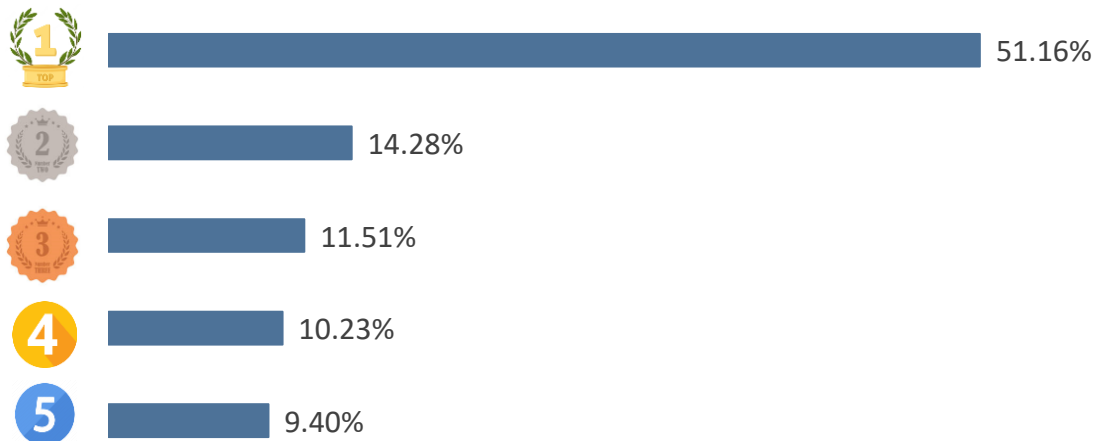
## TOP 5 export enterprises by value to Korea, Jan-2023



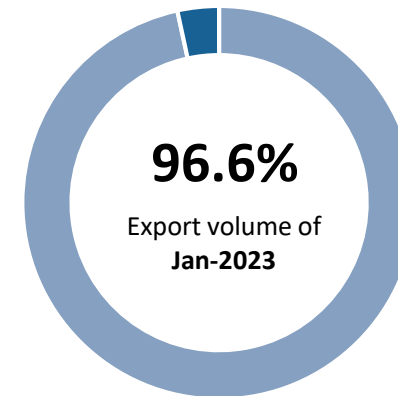
## Value ratio of TOP 5 export enterprises to Korea, Jan-2023



## TOP export enterprises by volume to Korea, Jan-2023



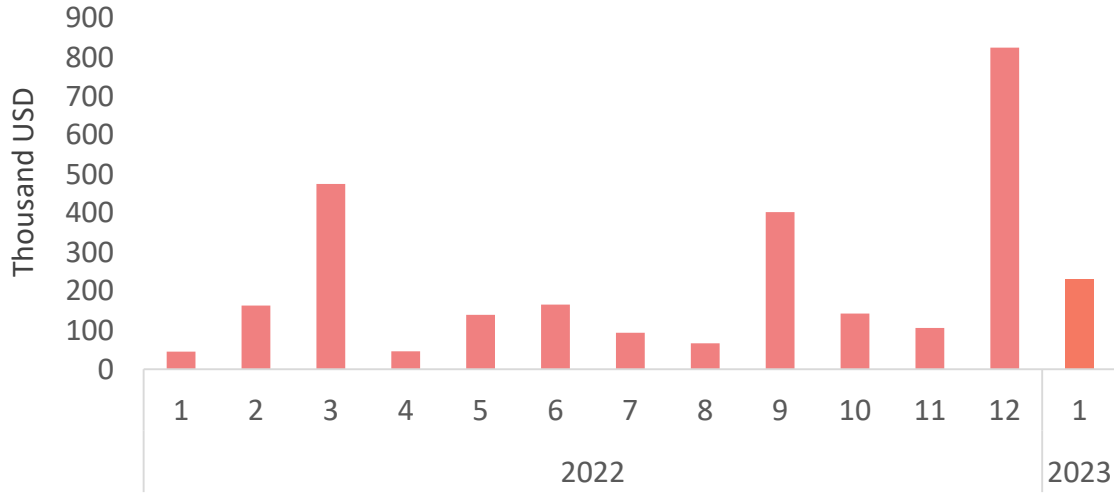
## Volume ratio of TOP 5 export enterprises to Korea, Jan-2023





# MEAT & MEAT PRODUCTS (EXPORT)

Export value to Korea, Jan-2023



Export results to Korea, Jan-2023

VALUE



Decrease **72%** compared to Dec-2022

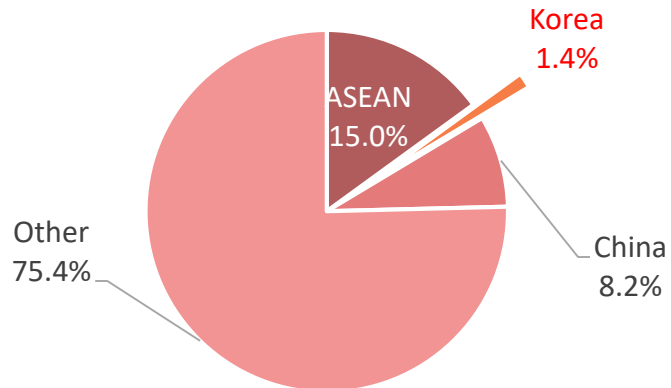
Increase **406%** compared to Jan-2022

**231**


Ths.tons

Increase **8,02 Ths.tons** more than the monthly average rate in 2022

Percentage of export value to Korea, Jan-2023



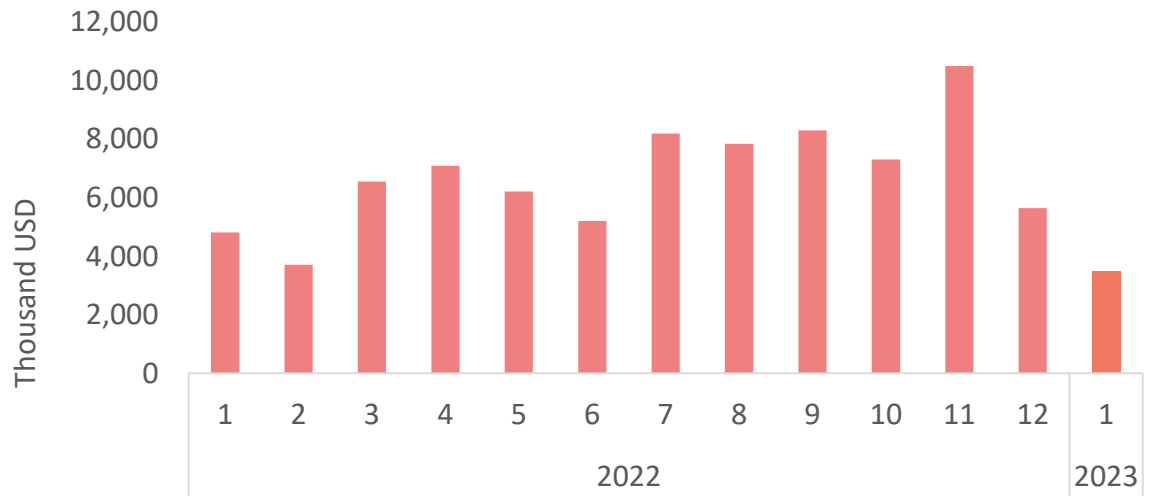
Changes in percentage of export results to Korea, Jan-2023





# MEAT & MEAT PRODUCTS (IMPORT)

### Import value from Korea, Jan-2023



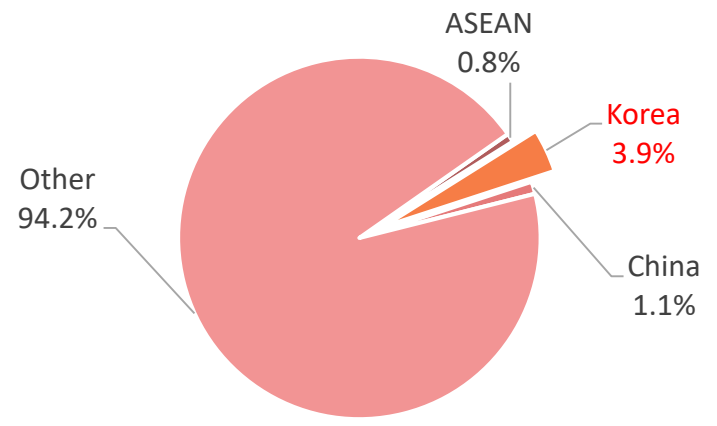
### Import results from Korea, Jan-2023

**VALUE**

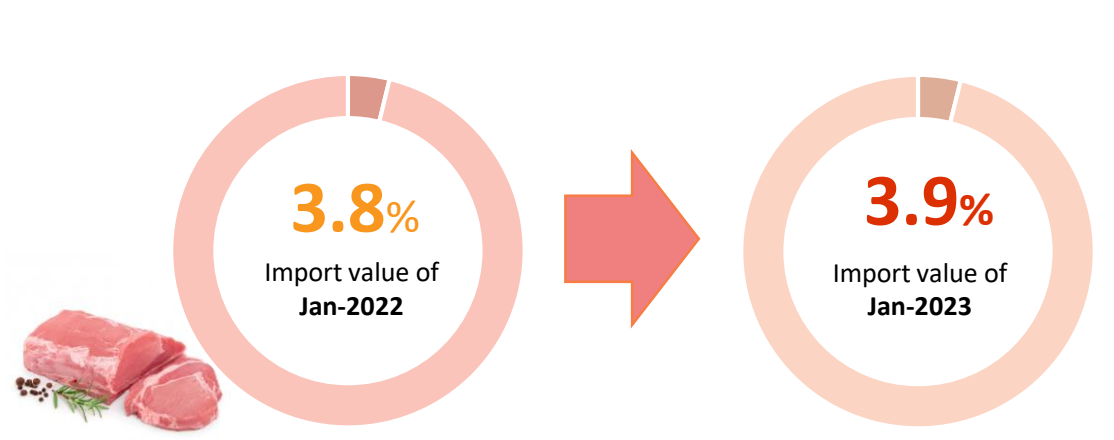
- Decrease **38%** compared to Dec-2022
- Decrease **27%** compared to Jan-2022
- Decrease **3.28 Mil.USD** less than the monthly average rate in 2022

**3.5**  
Mil.USD

### Percentage of import value from Korea, Jan-2023



### Changes in percentage of import results to Korea, Jan-2023

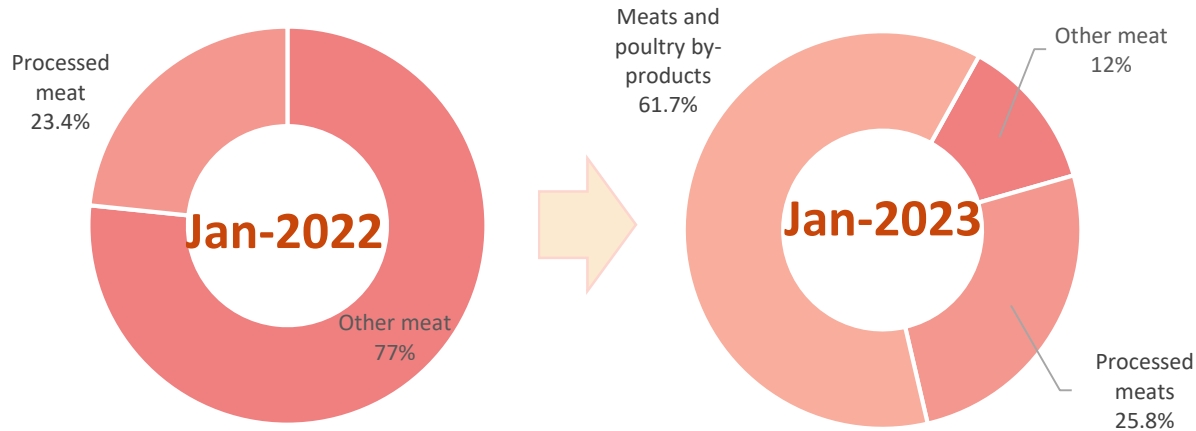


Source: Calculated from data of the General Department of Customs



# MEAT & MEAT PRODUCTS

## Structure of exports by products to Korea, Jan-2023



## Export results to Korea, Jan-2023



### Processed meats

Value: **142** Ths.USD



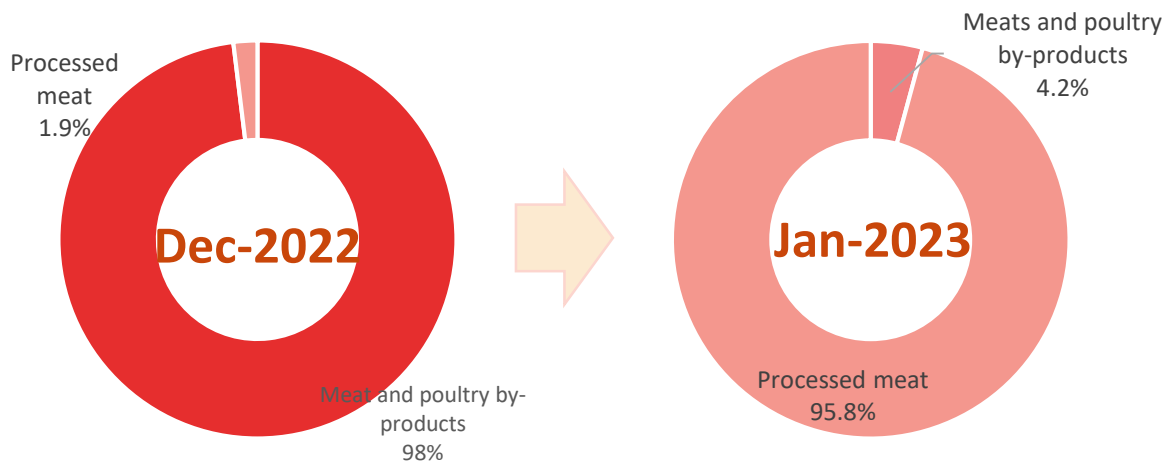
### Meats and poultry by-products

Value: **59.5** Ths.USD

Decrease **87%** compared to Jan-2022

Decrease **458%** compared to Jan-2022

## Structure of import by products from Korea, Jan-2023



## Import results from Korea, Jan-2023



### Meats and poultry by-products

Value: **3.35** Mil.USD

Decrease **39%** compared to Dec-2022

Decrease **29%** compared to Jan-2022



### Processed meats

Value: **148** Ths.USD

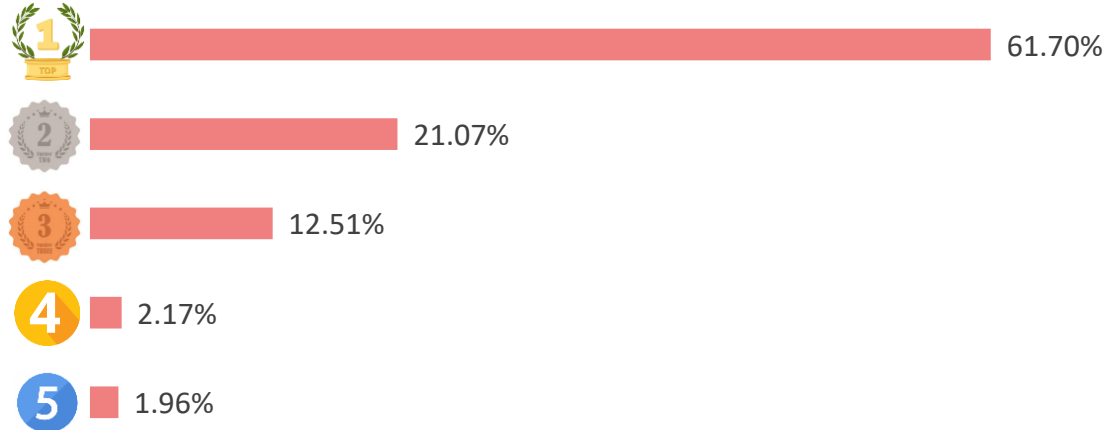
Decrease **10.6%** compared to Dec-2022

Increase **57.9%** compared to Jan-2022

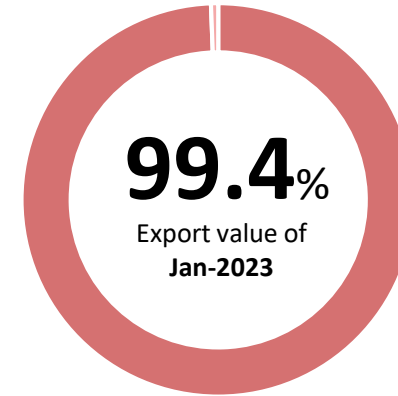


# MEAT & MEAT PRODUCTS

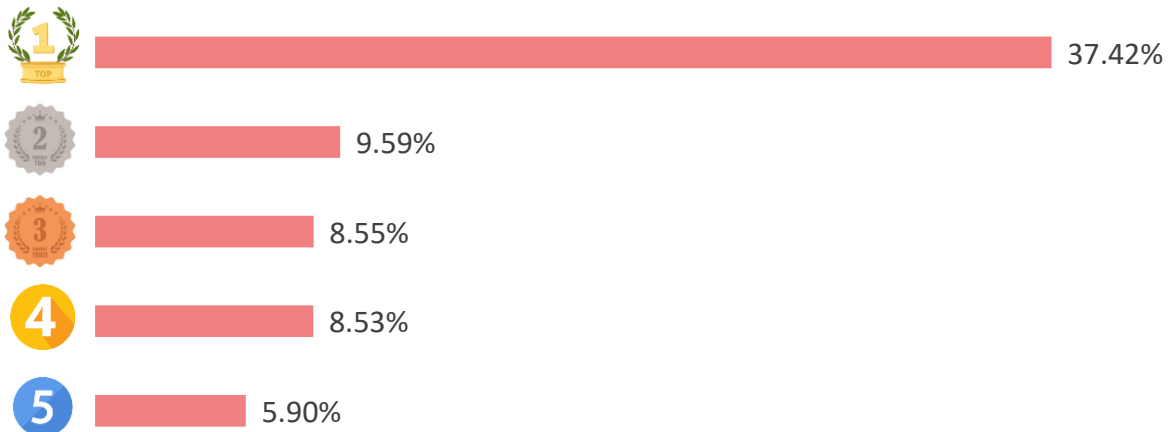
## TOP 5 export enterprises by value to Korea, Jan-2023



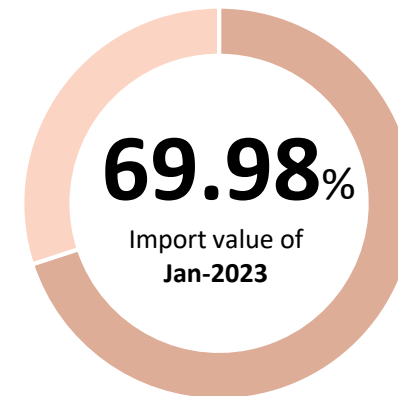
## Value ratio of TOP 5 export enterprises to Korea, Jan-2023



## TOP 5 import enterprises by value from Korea, Jan-2023



## Value ratio of TOP 5 import enterprises from Korea, Jan-2023





# MEAT & MEAT PRODUCTS

## SPOTLIGHT

01

The Korean Meat Processors Association held its 2023 regular general meeting in Nurusia, Seocho-gu, Seoul on the 21st to come up with a business plan and decide on a (draft) budget of 556 million won for this year. For the 2022 business plan, the association focuses on promoting consumption and expanding processed meat consumption in the medium and long term.

*Source: tridge.com (2/2023)*

02

Korean beef wholesale prices dropped more than 20%, retail prices stagnated, putting pressure on farmers. Therefore, the Korean Ministry of Agriculture, Food and Rural Affairs announced plans and measures to stabilize Korean beef supply and demand such as: reducing wholesale prices, promoting demand stimulation, expanding exports, and improving conditions. farm management to reduce feed costs.

*Source: aflnews.co.kr (2/2023)*

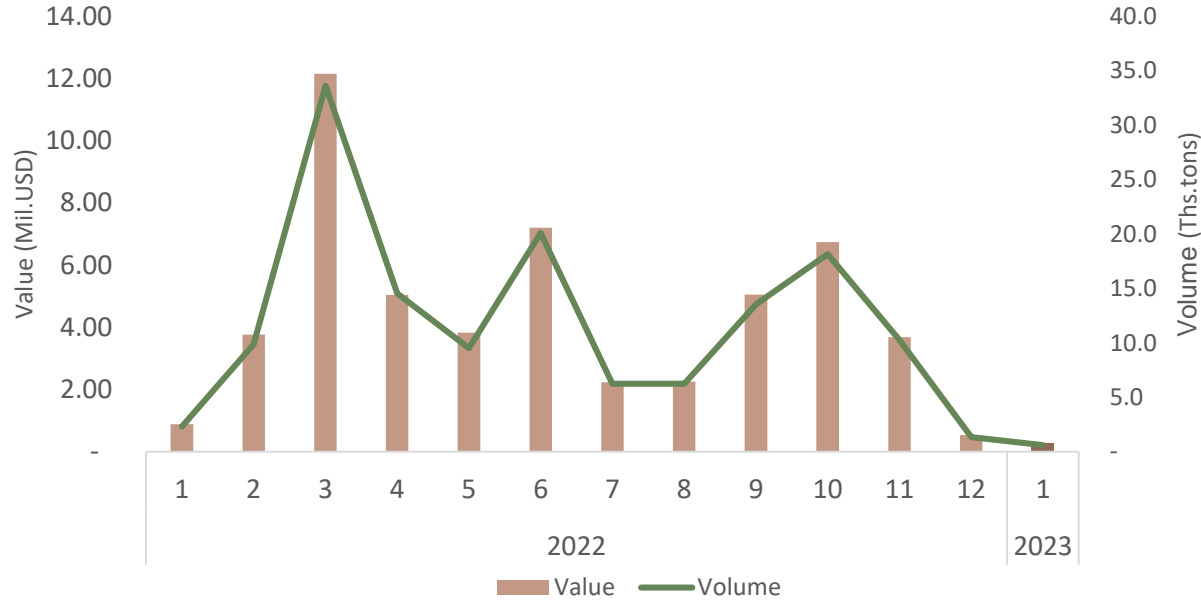






# CASSAVA & CASSAVA PRODUCTS

## Export volume and value to Korea, Jan-2023



## Export results to Korea, Jan-2023

**VALUE**

0.29

Mil.USD

- ↘ Decrease **50%** compared to Dec-2022
- ↘ Decrease **73%** compared to Jan-2022
- ↘ **2.56 Mil.USD** less than the monthly average rate in 2022
- \* Accumulated 1 months of 2023 reaches **1.5%** of total 2022

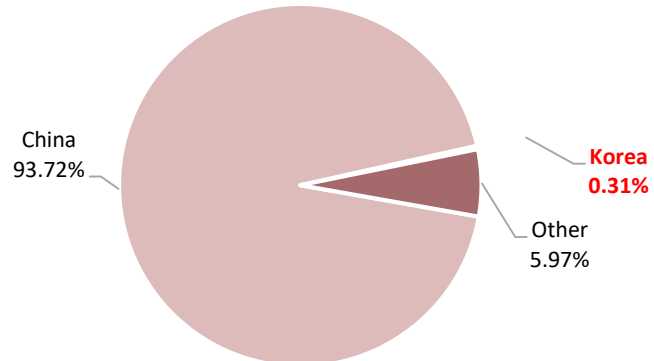
**VOLUME**

0.61

Ths.tons

- ↘ Decrease **54%** compared to Dec-2022
- ↘ Decrease **67%** compared to Jan-2022
- ↘ **7.9 Ths.tons** less than the monthly average rate in 2022
- \* Accumulated 1 months of 2023 reaches **1.2%** of total 2022

## Percentage of export value to Korea, Jan-2023



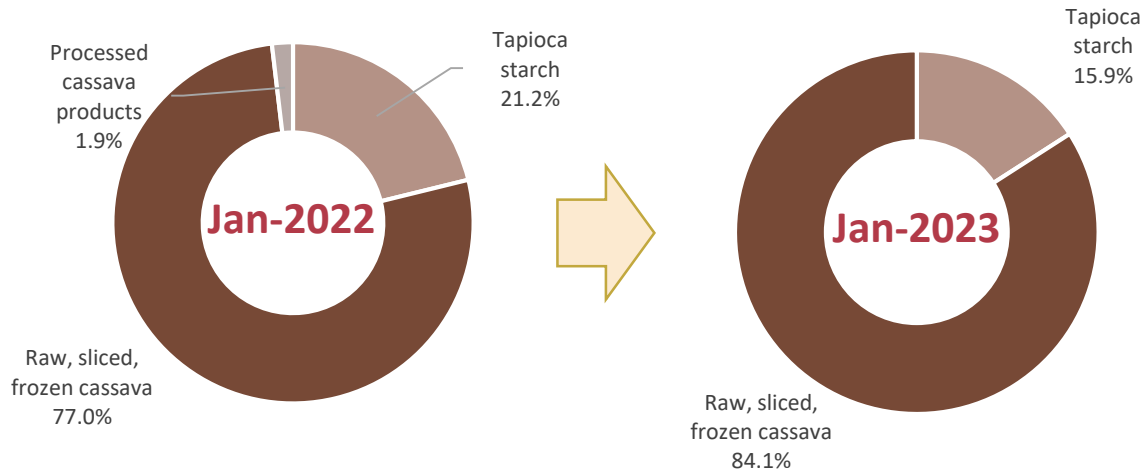
## Changes in percentage of export results to Korea, Jan-2023





# CASSAVA & CASSAVA PRODUCTS

## Structure of exports by products to Korea, Jan-2023



## Export results to Korea, Jan-2023



### Raw, sliced, frozen cassava

Value: **0.15** Mil.USD

Decrease **97%** compared to Dec-2022

Decrease **92.7%** compared to Jan-2022



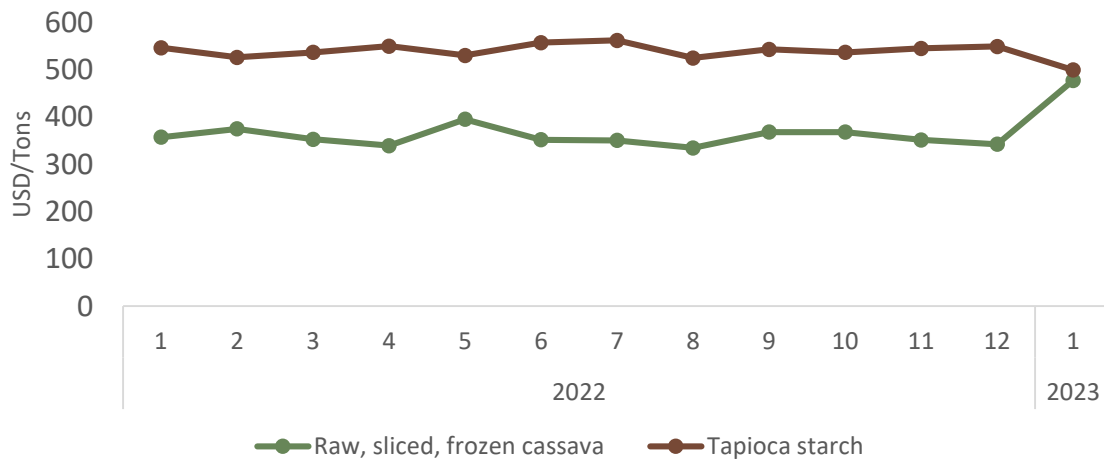
### Tapioca starch

Value: **0.11** Mil.USD

Decrease **54.5%** compared to Dec-2022

Decrease **14.6%** compared to Jan-2022

## Average export price to Korea, Jan-2023



### Raw, sliced, frozen cassava

The average export price in Jan-2023 is **477**USD/tons; **decrease 26.6%** compared to the previous month; and **decrease 64.1%** compared to the same month of 2022.


### Tapioca starch

The average export price in Jan-2023 is **567** USD/tons; **decrease 76.2%** compared to the previous month; and **decrease 75.3%** compared to the same month of 2022.

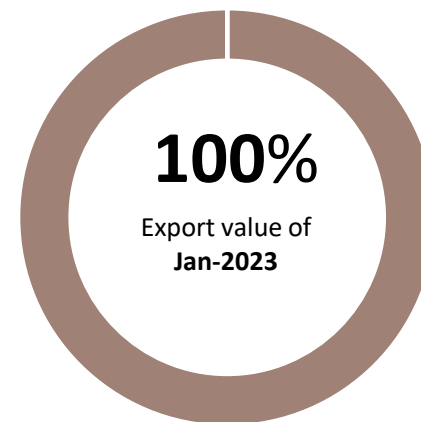


# CASSAVA & CASSAVA PRODUCTS

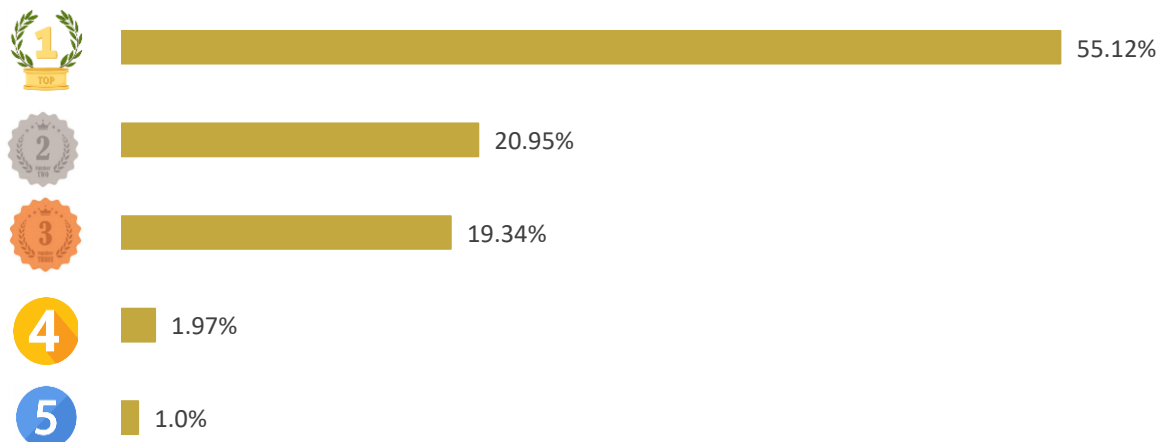
## TOP 3 export enterprises by value to Korea, Jan-2023



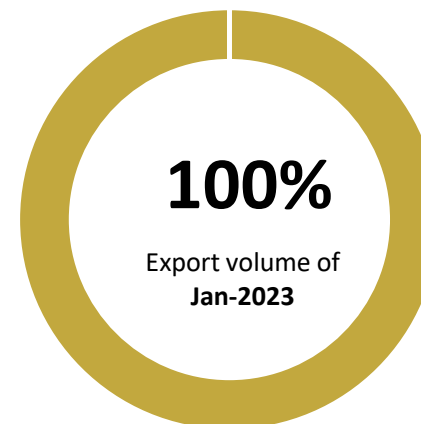
## Value ratio of TOP 5 export enterprises to Korea, Jan-2023



## TOP 5 export enterprises by volume to Korea, Jan-2023



## Volume ratio of TOP 5 export enterprises to Korea, Jan-2023





# CASSAVA & CASSAVA PRODUCTS

## SPOTLIGHT



Regarding price, according to the Import-Export Department (Ministry of Industry and Trade), in January, the average export price of cassava and cassava products was at 392.6 USD/ton, up 0.1% compared to December 2022. , and down 8.8% compared to January 2022.

As for cassava, the average export price of cassava is at 256.8 USD/ton, down 0.3% compared to December 2022 and down 4.2% compared to January 2022.

In particular, the export price to the Korean market is about 330 USD/ton FOB - Quy Nhon, an increase of 20 USD/ton compared to the end of January 2023.

*Source: congthuong.vn*



# COMMENTS AND REVIEW



## CASSAVA & CASSAVA PRODUCTS

According to calculations, the amount of Vietnamese cassava chips eligible for export to Korea this season may decrease, due to reduced cassava productivity. Cassava harvest in many areas is expected to end in about 2 months.

# Ipsard

## AGRO@INFO

Any comments. please send to:

**INFORMATION CENTER FOR AGRICULTURE AND RURAL DEVELOPMENT**  
INSTITUTE OF POLICY AND STRATEGY FOR AGRICULTURE AND RURAL  
DEVELOPMENT

Address: *16 Thuy Khue Street. Thuy Khue Wd.. Tay Ho Dist.. Hanoi*

Email: [thongtinhitruong@ipsard.gov.vn](mailto:thongtinhitruong@ipsard.gov.vn); [info@agro.gov.vn](mailto:info@agro.gov.vn)

Website: <http://agro.gov.vn/>

