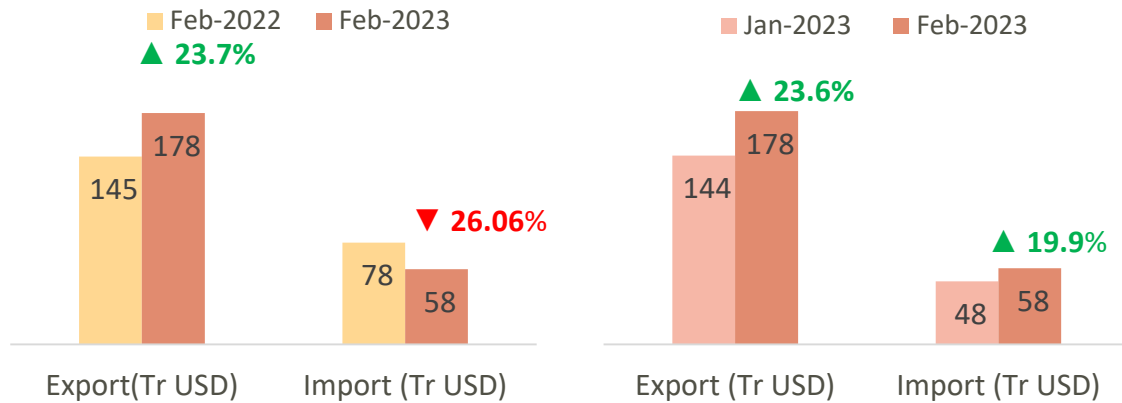


# MONTHLY REPORT ON AGRI-PRODUCT EXPORT *FROM VIETNAM TO KOREA MARKET*

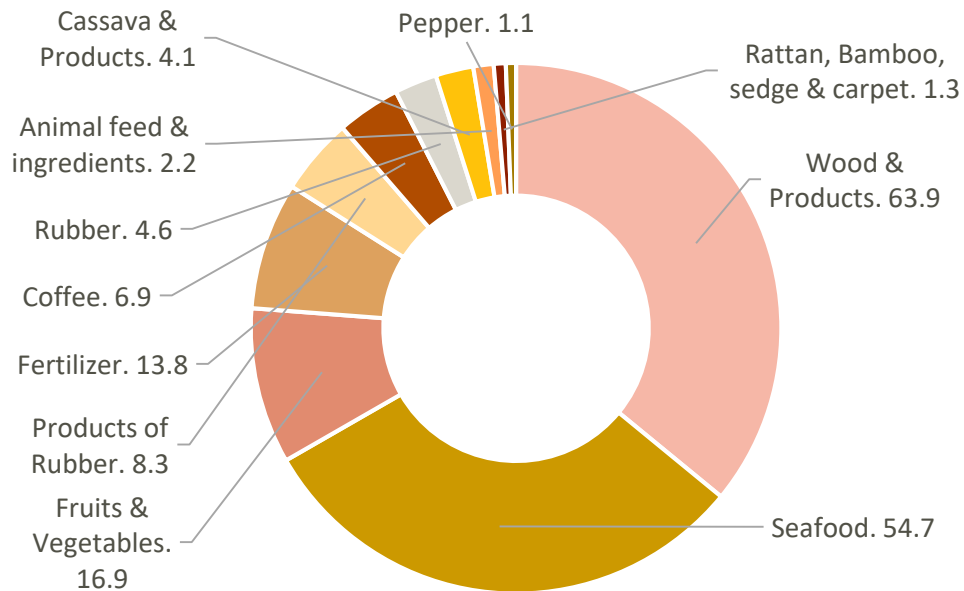


# THE SITUATION OF AGRO-FORESTRY-FISHERY (AFF) PRODUCT EXPORT FROM VIETNAM TO KOREA IN FEBRUARY 2023

## AFF product import-export turnover between Vietnam and Korea, Feb-2023



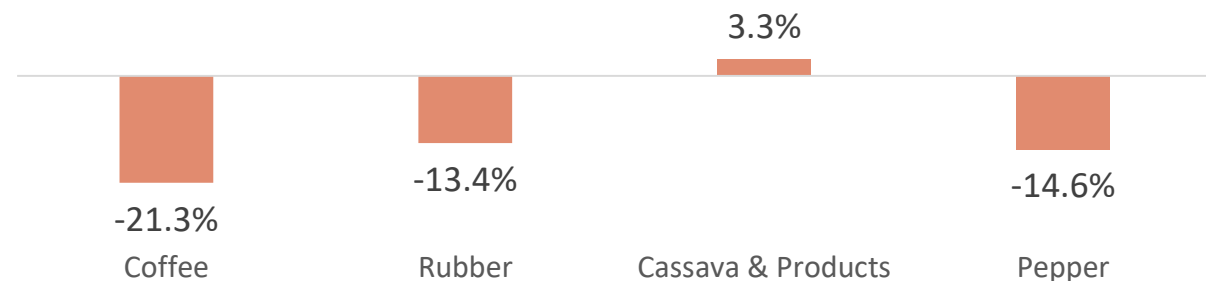
## Key AFF product export value to Korea, Feb-2022



## Changes in key AFF product export value to the Korean in Feb-2023 compared to Feb-2022



## Changes in average export value of key AFF products to the Korea in Feb-2023 compared to Feb-2022



## Bank of Korea (BoK) freezes interest rates after 7 months of increases

At the end of February, the Bank of Korea (BoK) kept interest rates unchanged at 3.5% amid concerns that aggressive monetary tightening could hamper economic growth. This is the first time the BoK has "frozen" interest rates after seven consecutive months of increases to limit inflation.



## Korea has a record current account deficit

Bank of Korea (BoK) data on March 10 showed that Korea's current account deficit amounted to \$4.52 billion in January 2023, compared with a surplus of \$2.68 billion in December 2022. The balance of goods had a deficit of 7.46 billion USD.

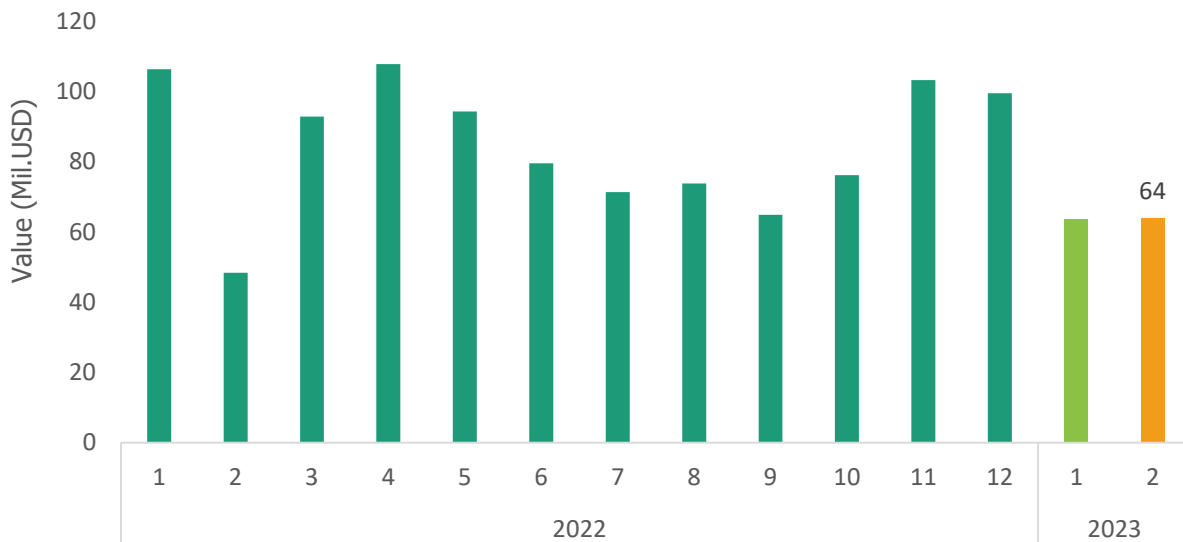
This is the fourth consecutive month that the balance of goods fell into a deficit trend and also dropped sharply by 9 billion USD compared to a surplus of 1.54 billion USD in the previous year. The figure marks the largest monthly current account deficit since the BoK began compiling this data in January 1980.



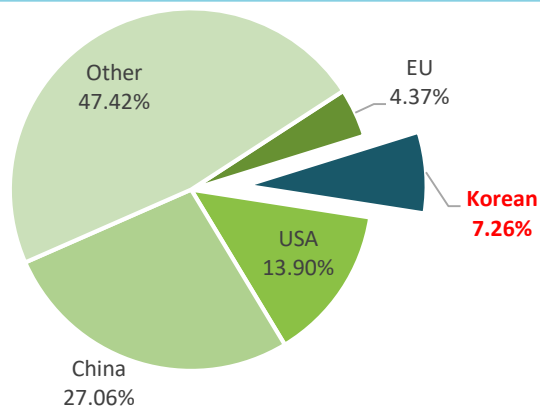


# WOOD & WOODEN PRODUCTS

## Export volume and value to Korea, Feb-2023



## Percentage of export value to Korea, Feb-2023



## Export results to Korea, Feb-2023

VALUE



64

Mil.USD

↗ Increase **0.6%** compared to Jan - 2023

↗ Increase **32.1%** compared to Feb - 2022

↓ **21 Mil.USD** less than the monthly average rate in 2022

\* Accumulated 2 months of 2023 reaches 127 Mil.USD, **13%** of total 2022

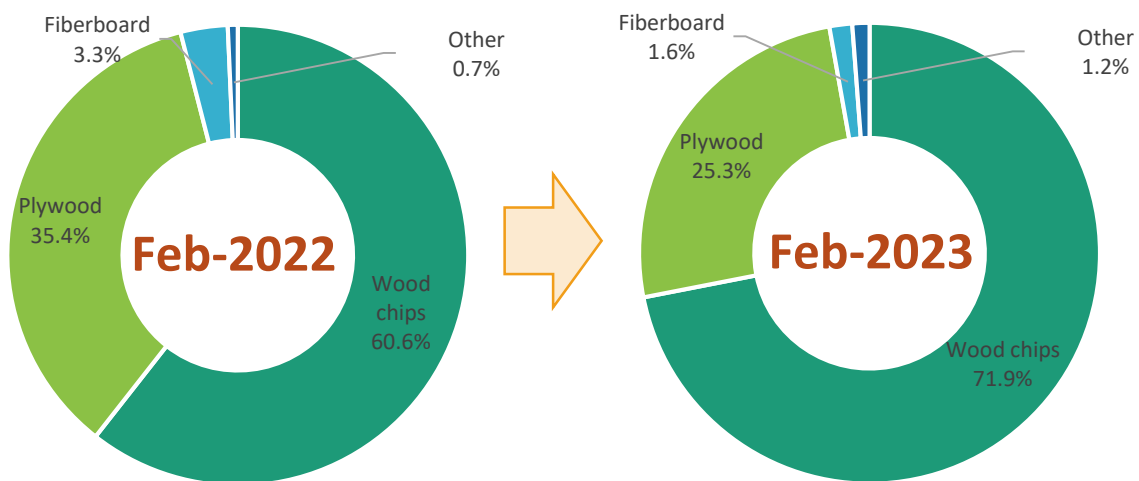
## Changes in percentage of export value to Korea, Feb-2023





# WOOD & WOODEN PRODUCTS

## Structure of exports by products to Korea, Feb-2023



## Export results to Korea, Feb-2023



### Woodchips

Value: **35.226** Mil.USD

Increase **3%** compared to Jan - 2023

Increase **60%** compared to Feb - 2022



### Plywood

Value: **12.375** Mil.USD

Decrease **19%** compared to Jan - 2023

Decrease **4%** compared to Feb - 2022



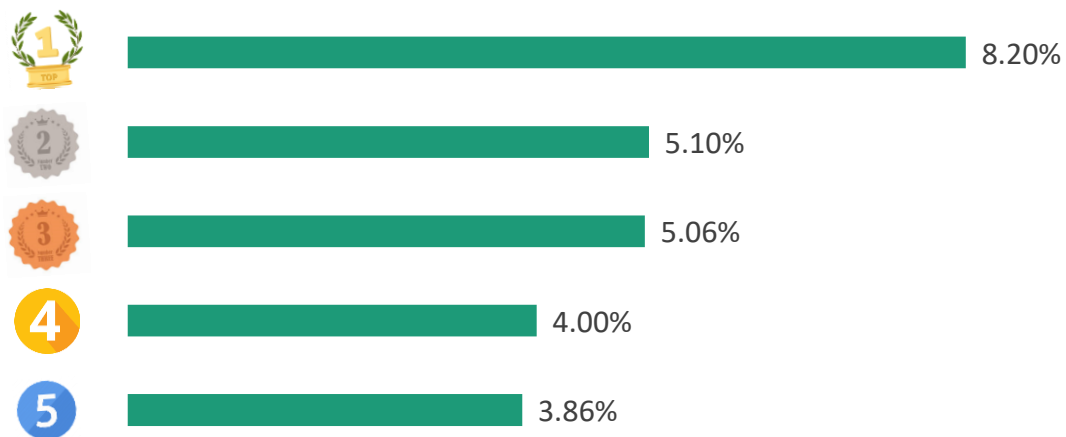
### Fiberboard

Value: **0.781** Mil USD

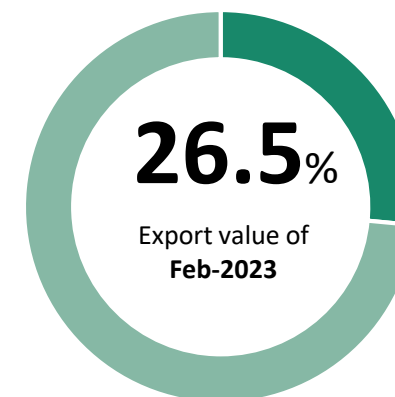
Increase **120%** compared to Jan - 2023

Decrease **35%** compared to Feb - 2022

## TOP 5 export enterprises by value to Korea, Feb-2023



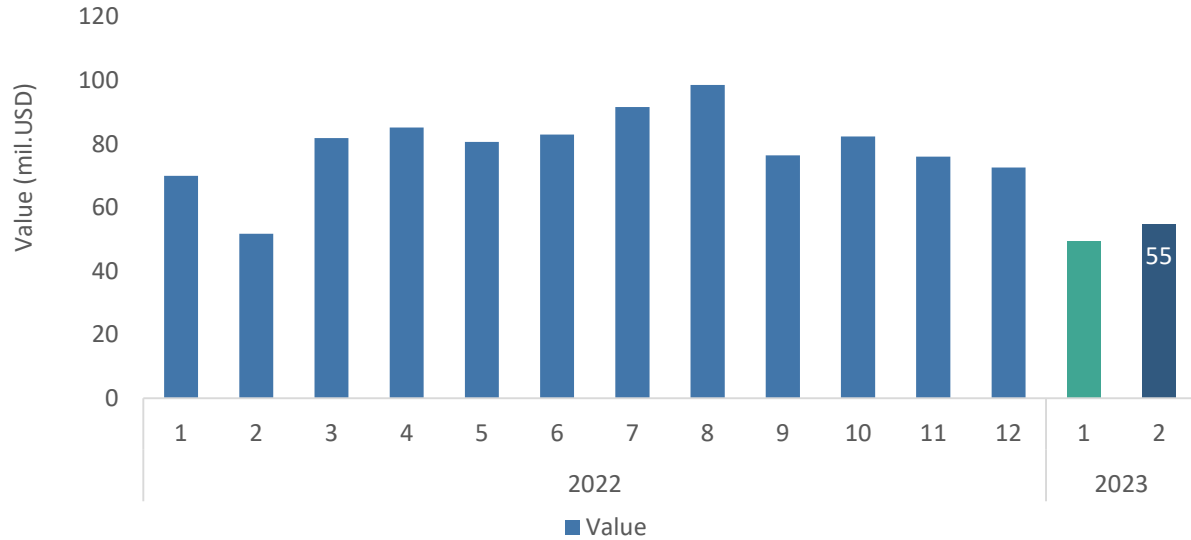
## Value ratio of TOP 5 export enterprises to Korea, Feb-2023



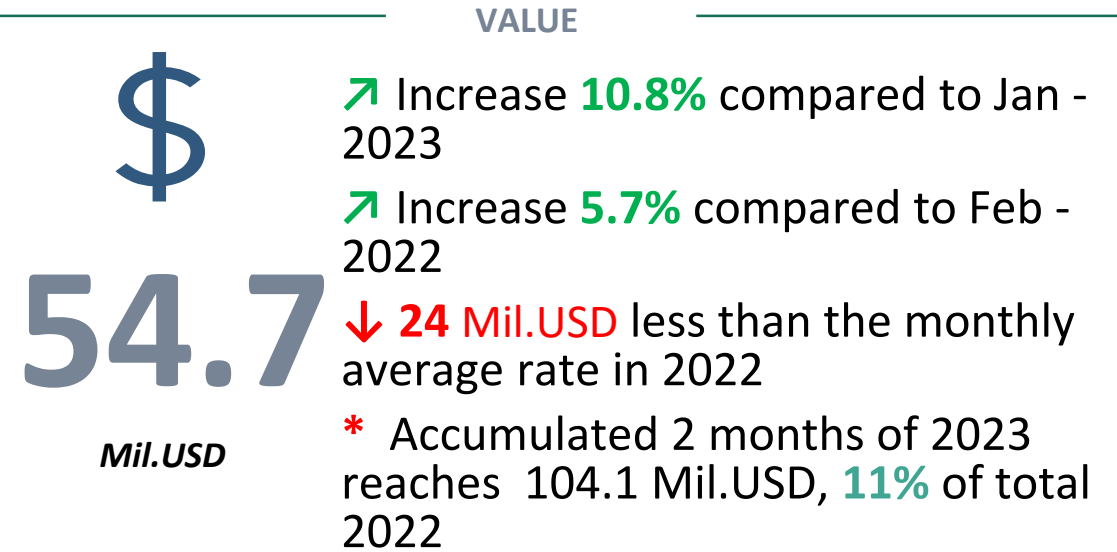


# SEAFOOD

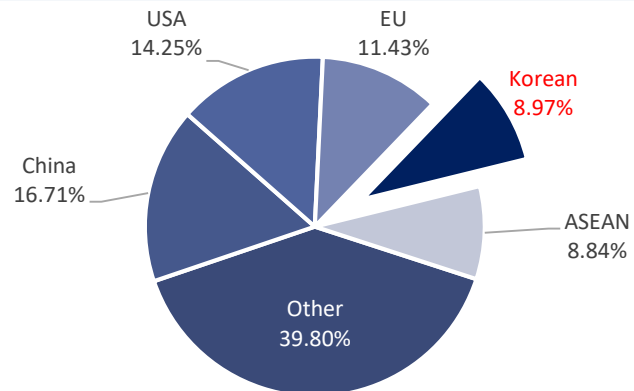
## Export volume and value to Korea, Feb-2023



## Export results to Korea, Feb-2023



## Percentage of export value to Korea, Feb-2023



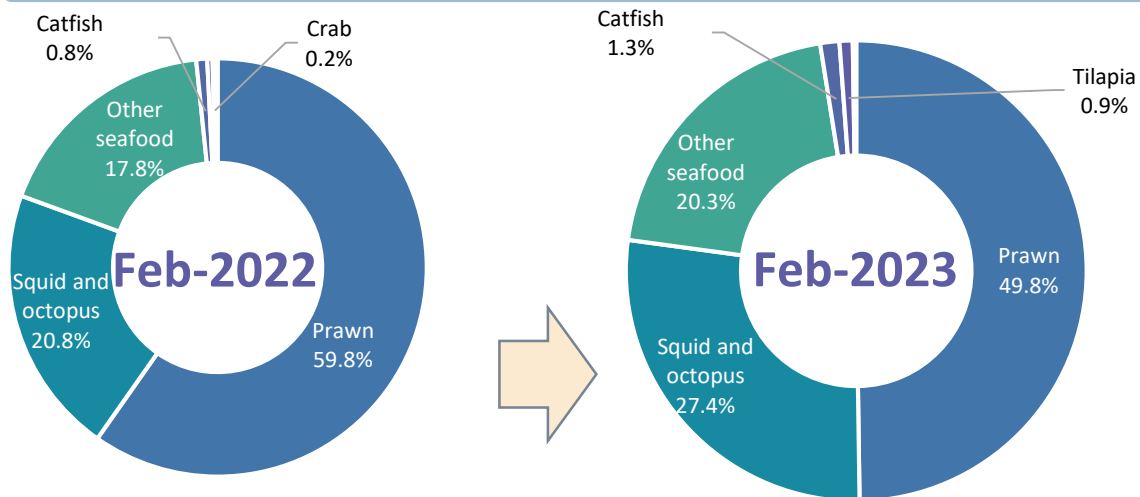
## Changes in percentage of export value to Korea, Feb-2023



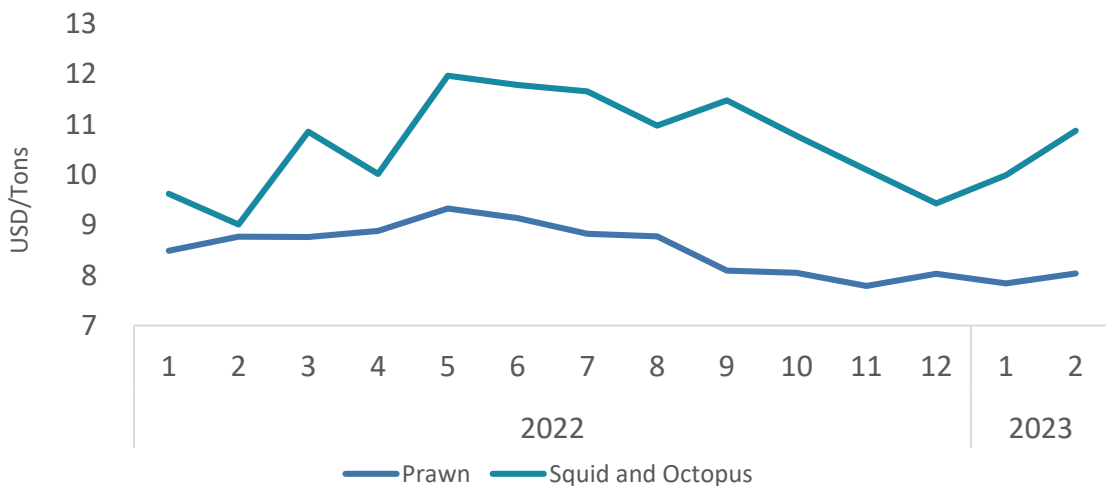


# SEAFOOD

## Structure of exports by products to Korea, Feb-2023



## Average export price to Korea, Feb-2023



## Export results to Korea, Feb-2023



### Prawn

Value: **27.2** Mil.USD

Increase **44.9%** compared to Jan - 2023

Decrease **11.9%** compared to Feb - 2022



### Squid and Octopus

Value: **15** Mil.USD

Increase **0.1%** compared to Jan - 2023

Increase **39%** compared to Feb - 2022



### Tuna

Value: **0.7** Mil.USD

Decrease **31.9%** compared to Jan - 2023

Increase **679%** compared to Feb - 2022

### Prawn

The average export price in Feb-2023 is **8 USD/kg**; **increases 2.5%** compared to the previous month; and **decreases 8.3%** compared to the same month of 2022.

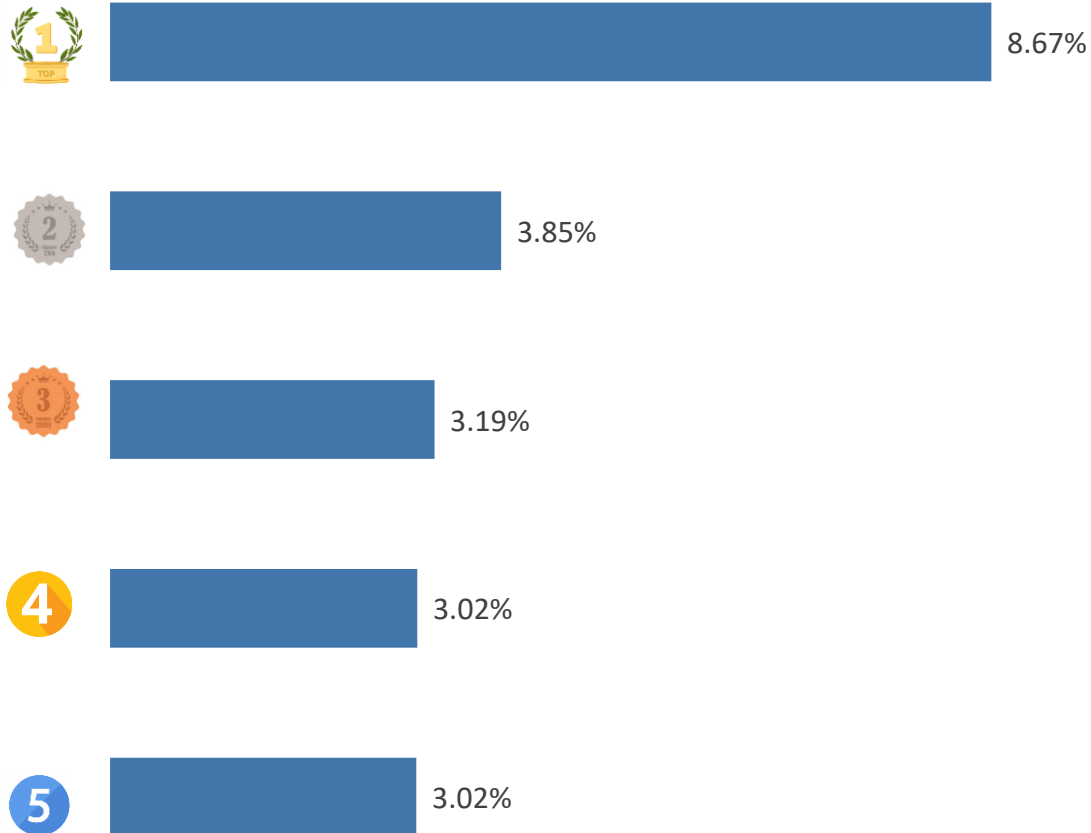
### Squid and Octopus

The average export price in Feb-2023 is **10.9 USD/kg**; **increases 8.8%** compared to the previous month; and **increases 20.7%** compared to the same month of 2022.

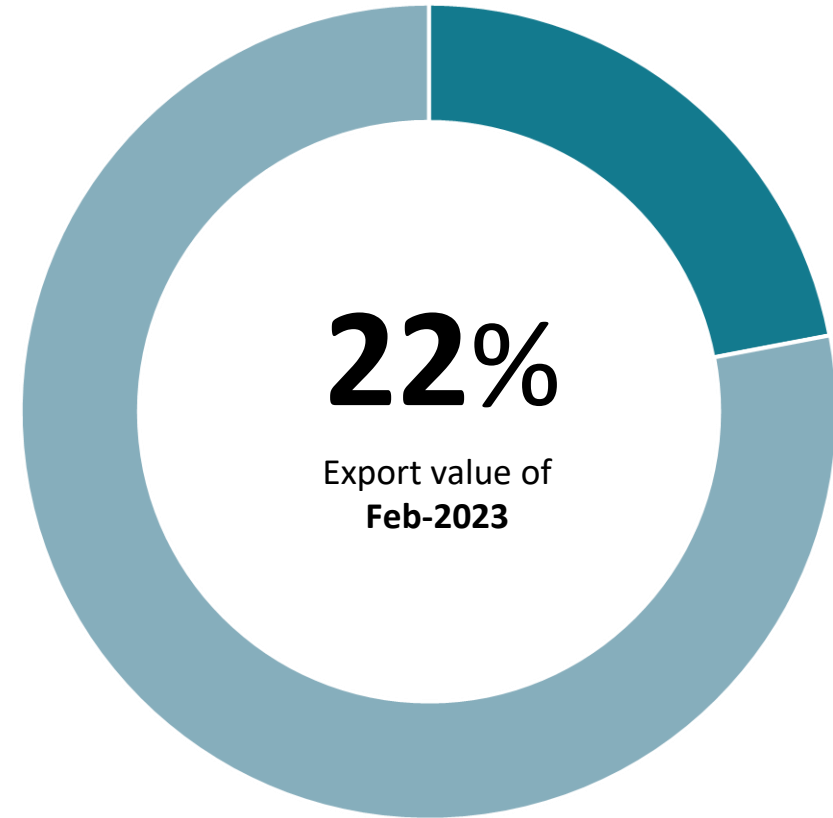


# SEAFOOD

TOP 5 export enterprises by value to Korea, Feb-2023



Value ratio of TOP 5 export enterprises to Korea, Feb-2023







01

Korean businesses are upset with moves from the Korean Government when the Japanese Government announced that it will discharge radioactive wastewater from the Fukushima electronics plant into the sea. The government has yet to give a clear explanation or set up a counter-measure to check whether Korea's waters are safe or not in the event that Tokyo discharges radioactive wastewater into the sea. In addition, businesses are asking the Government to have policies to compensate for losses in case the seafood industry suffers from this incident.

Source: KBS world (3/2023)

02

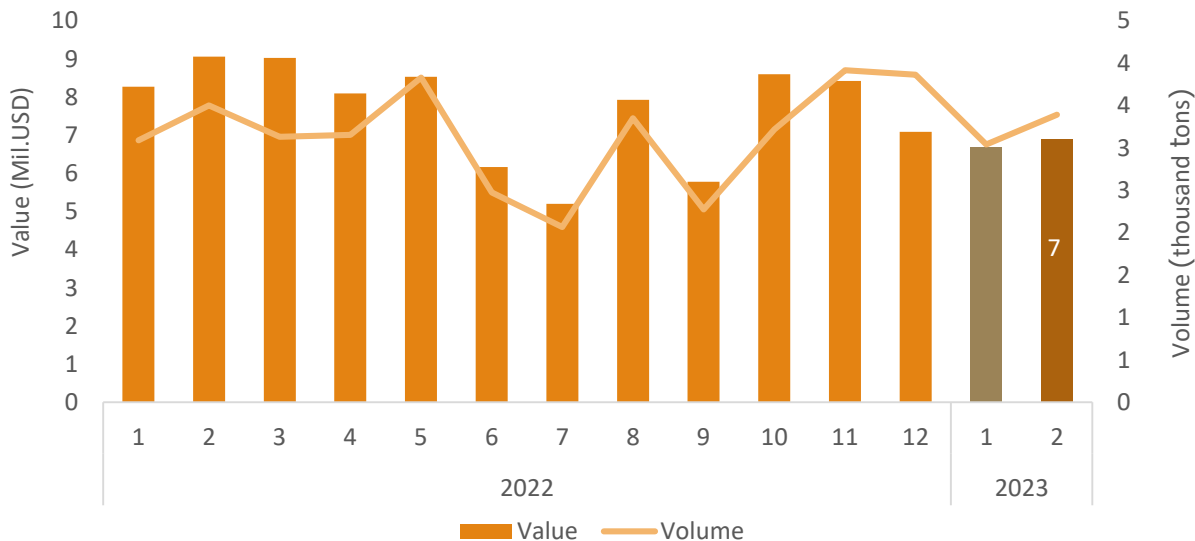
According to statistics of Korea Customs, in January 2023, the country imported 136 thousand tons of seafood, worth 563 Mil.USD. Import of fresh, live and frozen seafood with HS 03 code of Korea in January 2023 reached 125 thousand tons, accounting for 92% of the total volume and value reached 497 Mil.USD, accounting for 88%. China and Russia are the two largest seafood importers of Korea followed by Vietnam.

Source: haiquanonline (3/2023)



# COFFEE

## Export volume and value to Korea, Feb-2023



## Export results to Korea, Feb-2023

**VALUE**

**6.9** *Mil.USD* \$

↗ Increase **3.1%** compared to Jan - 2023

↘ Decrease **23.8%** compared to Feb - 2022

↘ **0.78 Mil.USD** less than the monthly average rate in 2022

\* Accumulated 2 months of 2023 reaches **13.6 Mil.USD, 14.7%** of total 2022

**VOLUME**

**3.4** *thousand tons*

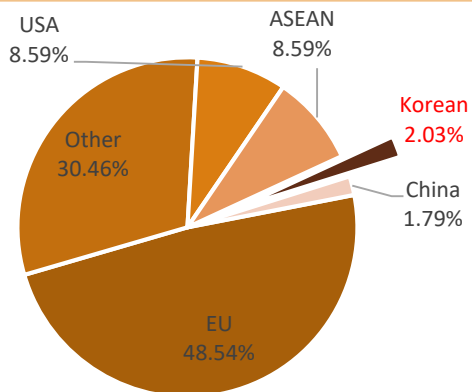
↗ Increase **11.5%** compared to Jan - 2023

↘ Decrease **3.2%** compared to Feb - 2022

↗ **234 tons** more than the monthly average rate in 2022

\* Accumulated 2 months of 2023 reaches **6.4 thousand tons, 17%** of total 2022

## Percentage of export value to Korea, Feb-2023

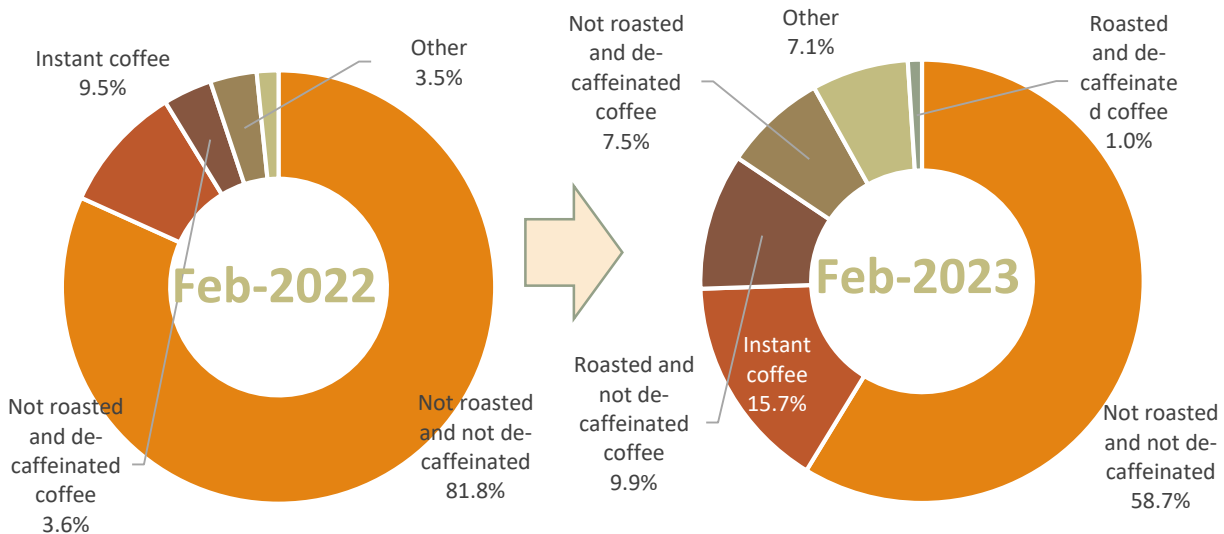


## Changes in percentage of export value to Korea, Feb-2023

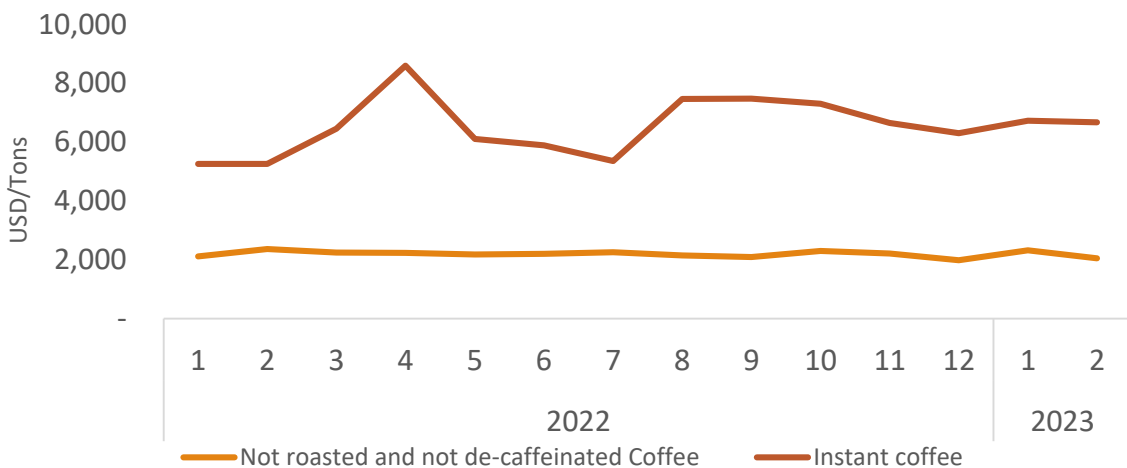


# COFFEE

## Structure of exports by products to Korea, Feb-2023



## Average export price to Korea, Feb-2023



## Export results to Korea, Feb-2023



### Not roasted and not decaffeinated Coffee

Value: **4.1** Mil.USD

Decrease **20.3%** compared to Jan - 2023

Decrease **45.4%** compared to Feb - 2022

### Instant coffee

Value: **1.1** Mil.USD

Increase **14.9%** compared to Jan - 2023

Increase **26%** compared to Feb - 2022

### Roasted and not decaffeinated coffee

Value: **0.7** Mil.USD

Increase **192%** compared to Jan - 2023

Increase **366%** compared to Feb - 2022

### Instant coffee

The average export price in Feb-2023 is **6.663** USD/tons; decrease **0.9%** compared to the previous month; and increases **26.9%** compared to the same month of 2022.

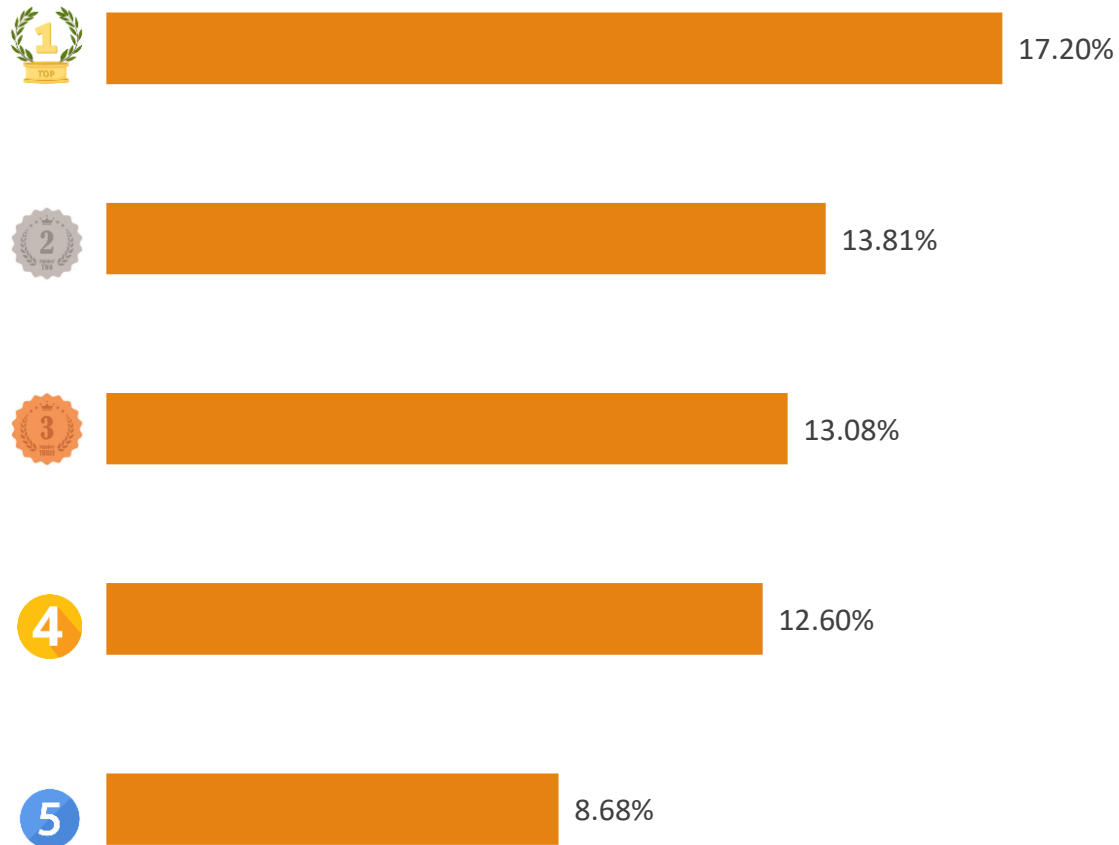
### Not roasted and not decaffeinated Coffee

Average export price to Korean is **2.055**USD/tons; decrease **11.6%** compared to the previous month; and decrease **13.2%** compared to the same month of 2022.

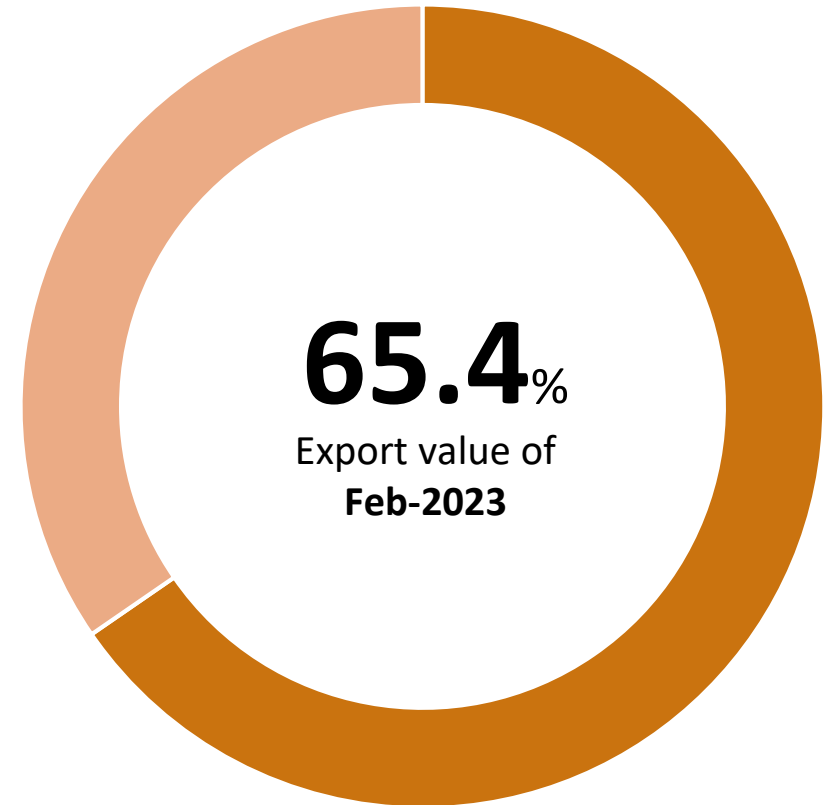


# COFFEE

## TOP 5 export enterprises by value to Korea, Feb-2023



## Value ratio of TOP 5 export enterprises to Korea, Feb-2023



# COFFEE



## SPOTLIGHTS

According to data from Statista, the revenue forecast of the Korean coffee market in 2023 is estimated at 16.08 billion USD. The Korean coffee market in the period of 2023 – 2025 is expected to grow at a compound annual growth rate (CAGR) of 5.57%.

*Source: vietnambiz (2/2023)*

The National Council of Korean Consumer Organizations, said that the daily coffee consumption and monthly coffee costs of 70% of Korean adults average at least one cup and 103.978 won (80.100 USD). 54 USD).

*Source: vietnambiz (2/2023)*

Korea's coffee e-commerce market is predicted to reach \$1.7 billion by 2023 and account for 93.6% of the hot beverage e-commerce market in Korea.

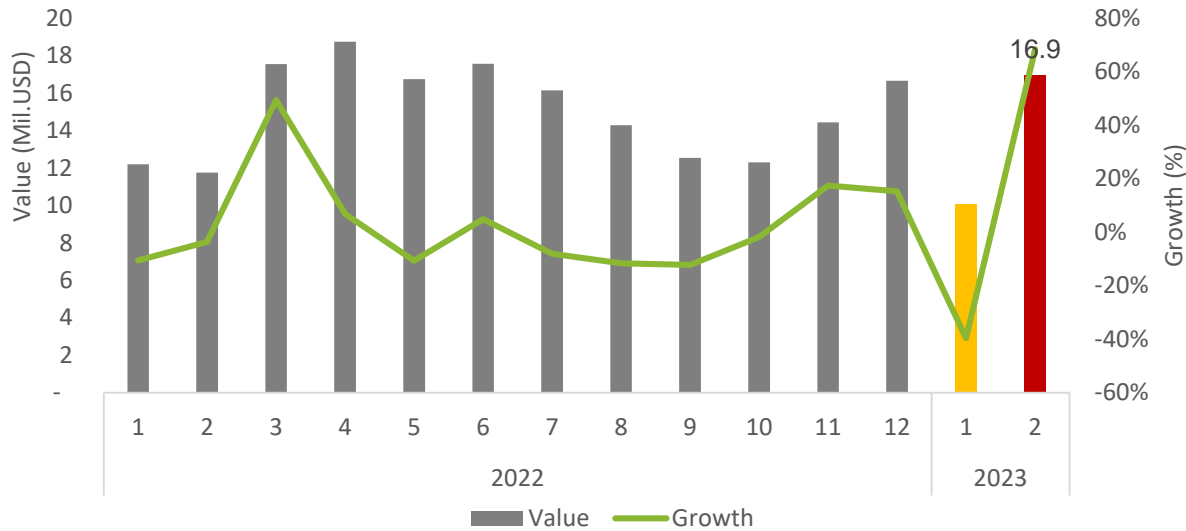
*Source: vietnambiz (2/2023)*





# FRUITS & VEGETABLES (EXPORT)

## Export value to Korea, Feb-2023



## Export results to Korea, Feb-2023

### VALUE



**16.9**

Mil.USD

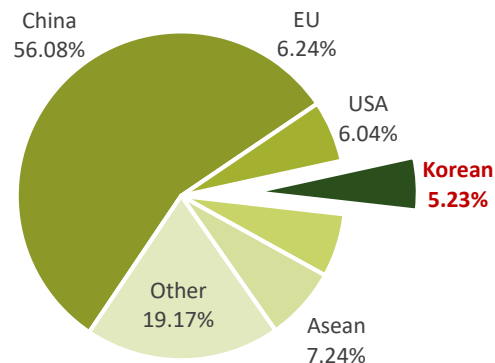
↗ Increase **68.5%** compared to Jan - 2023

↗ Increase **44.1%** compared to Feb - 2022

↑ **1.9 Mil.USD** more than the monthly average rate in 2022

\* Accumulated 2 months of 2023 reaches **26.99 Mil.USD**, **14.9%** of total 2022

## Percentage of export value to Korea, Feb-2023



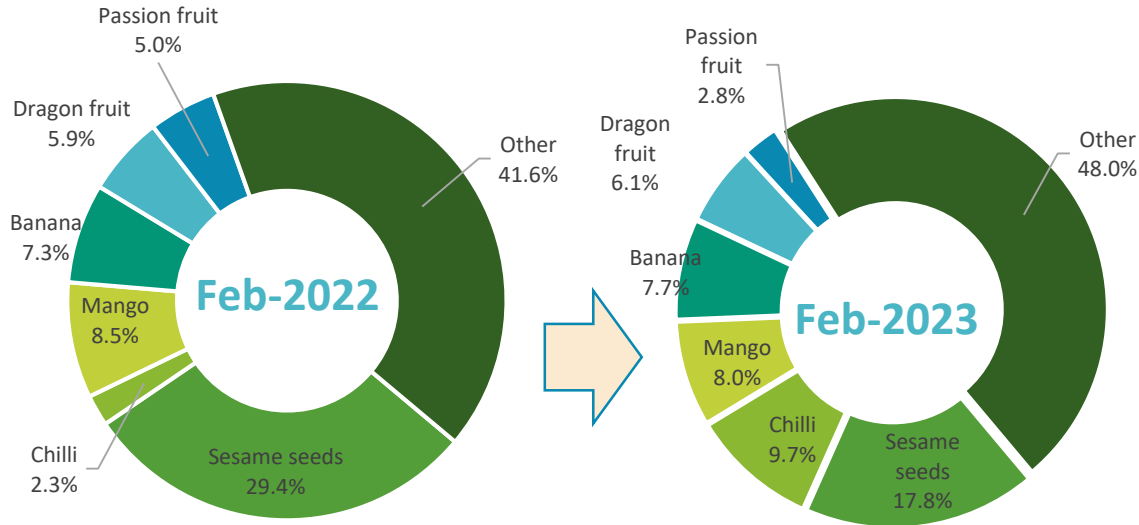
## Changes in percentage of export value to Korea, Feb-2023





# FRUITS & VEGETABLES (EXPORT)

## Structure of exports by products to Korea, Feb-2023



## Export result to Korea, Feb-2023



### Sesame seeds

Value: **3.01** Mil.USD

Increase **15.5%** compared to Jan - 2023

Decrease **12.9%** compared to Feb - 2022



### Chilli

Value: **1.63** Mil.USD

Increase **76.7%** compared to Jan - 2023

Increase **504.2%** compared to Feb - 2022



### Mango

Value: **1.36** Mil.USD

Increase **82.4%** compared to Jan - 2023

Increase **35.5%** compared to Feb - 2022



### Banana

Value: **1.29** Mil.USD

Increase **53.6%** compared to Jan - 2023

Increase **50.4%** compared to Feb - 2022



### Dragon fruit

Value: **1.04** Mil.USD

Increase **49.9%** compared to Jan - 2023

Increase **50.9%** compared to Feb - 2022



### Passion fruit

Value: **466.236** USD

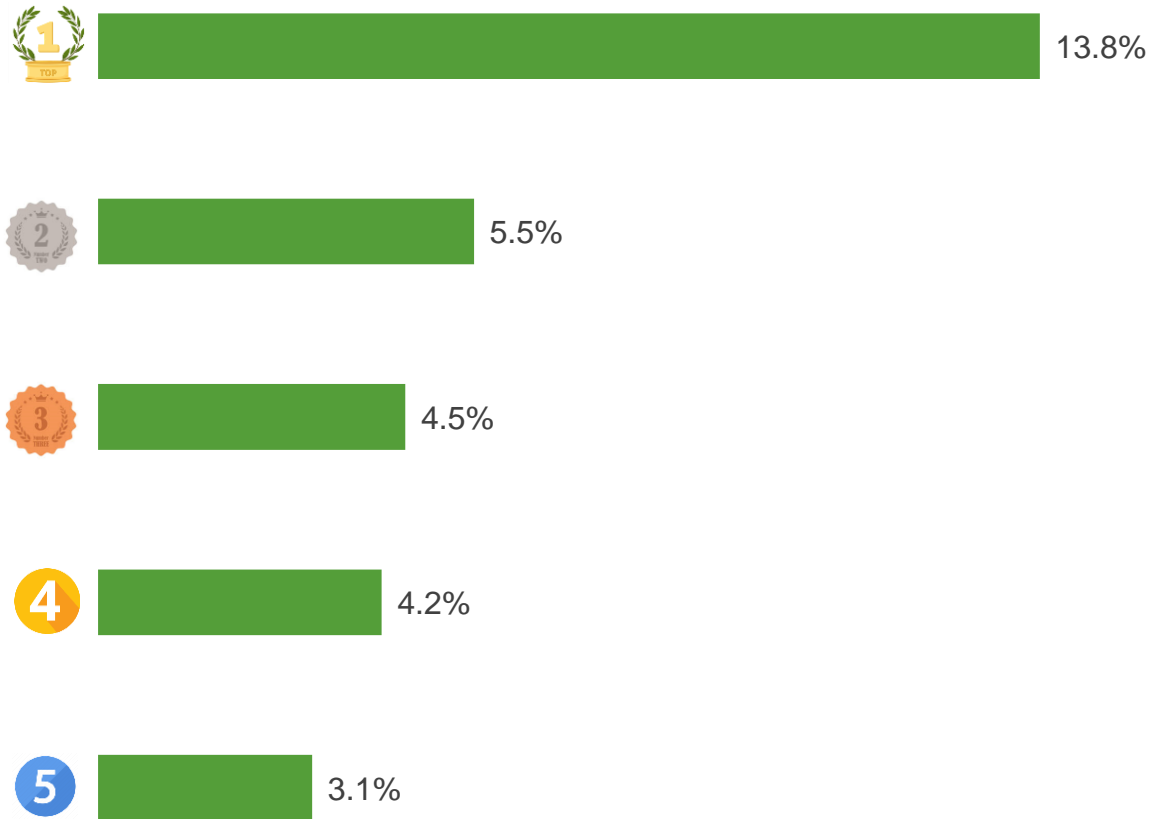
Increase **48.0%** compared to Jan - 2023

Decrease **20.4%** compared to Feb - 2022

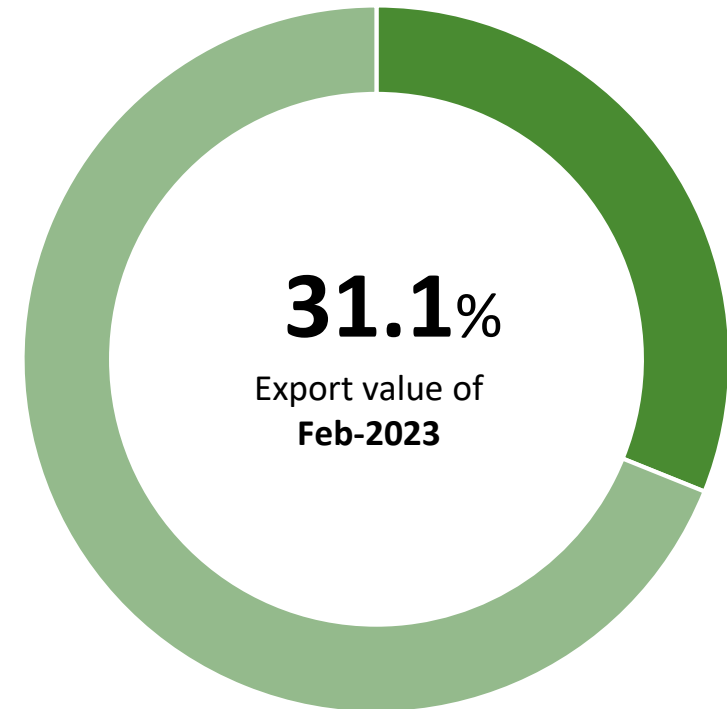


# FRUITS & VEGETABLES (EXPORT)

TOP 5 export enterprises by value to Korea, Feb-2023



Value ratio of TOP 5 export enterprises to Korea, Feb-2023

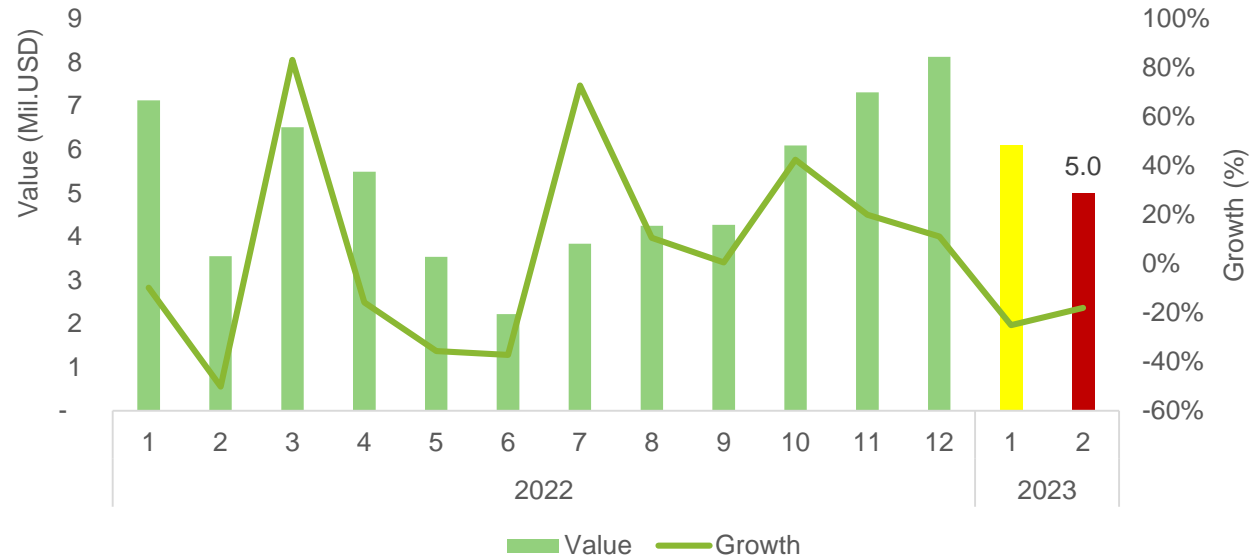






# FRUITS & VEGETABLES (IMPORT)

## Import value from Korea, Feb-2023



## Import results from Korea, Feb-2023

### VALUE



# 5.0

Mil.USD

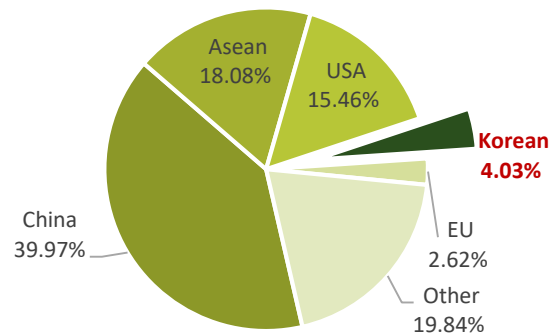
↘ Decrease **17.9%** compared to Jan - 2023

↗ Increase **40.9%** compared to Feb - 2022

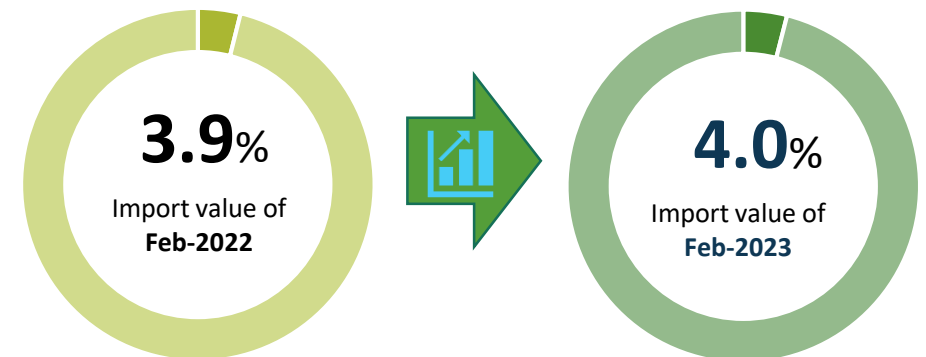
↘ **179.930 USD** less than the monthly average rate in 2022

\* Accumulated 2 months of 2023 reaches **11.1 Mil.USD**. **17.8%** of total 2022

## Percentage of import value from Korea, Feb-2023



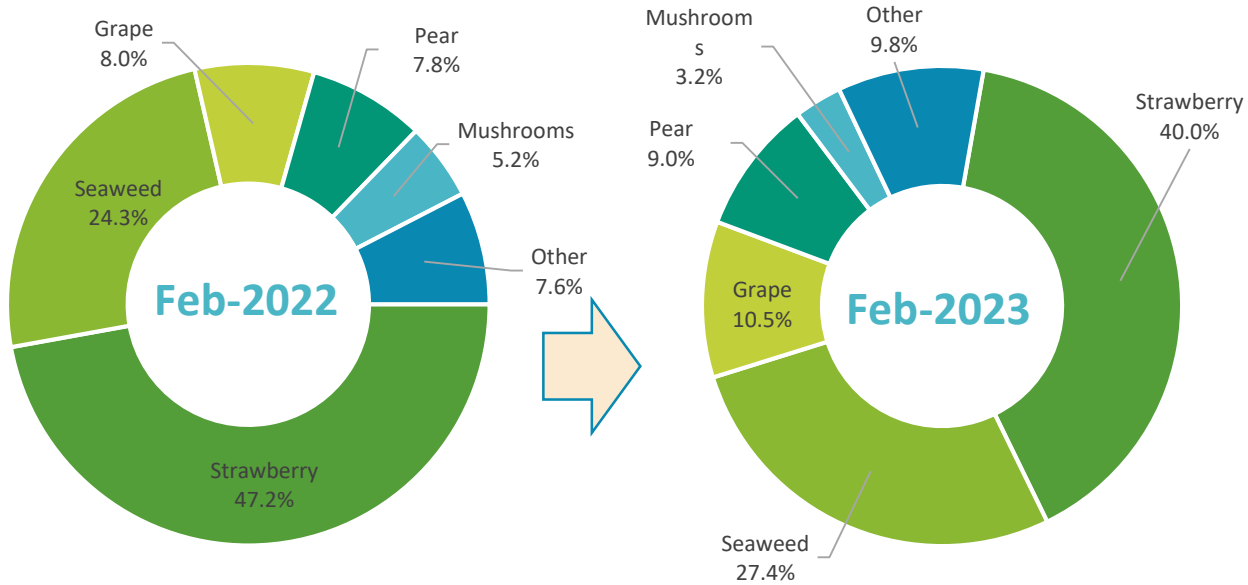
## Changes in percentage of import value from Korea, Feb-2023





# FRUITS & VEGETABLES (IMPORT)

## Structure of import by products from Korea, Feb-2023



### Grape

Value: **526.399** USD

Decrease **60.2%** compared to Jan - 2023

Increase **85.5%** compared to Feb - 2022



### Pear

Value: **452.595** USD

Decrease **62.7%** compared to Jan - 2023

Increase **62.6%** compared to Feb - 2022



### Mushrooms

Value: **160.679** USD

Decrease **41.1%** compared to Jan - 2023

Decrease **12.9%** compared to Feb - 2022

## Import results from Korea, Feb-2023



### Strawberry

Value: **2.0** Mil.USD

Increase **29.0%** compared to Jan - 2023

Increase **19.5%** compared to Feb - 2022



### Seaweed

Value: **1.37** Mil.USD

Increase **53.8%** compared to Jan - 2023

Increase **59.1%** compared to Feb - 2022

# FRUITS & VEGETABLES

## SPOTLIGHTS



01

South Korea's domestic potato production is expected to continue to decline gradually in the coming years and South Korea's potato consumption is expected to grow by 2.5% in 2023 due to demand for the products, processed potato products increased.

*Source: Freshplaza.com*

02

The Korea Food and Drug Safety Administration (MFDS) said that from March 30, it will enforce the "Importer inspection order", only for units allowed to import chili from Vietnam and the country when present proof of product safety in advance of pesticide residues (Diniconazole and Tolfenpyrad).

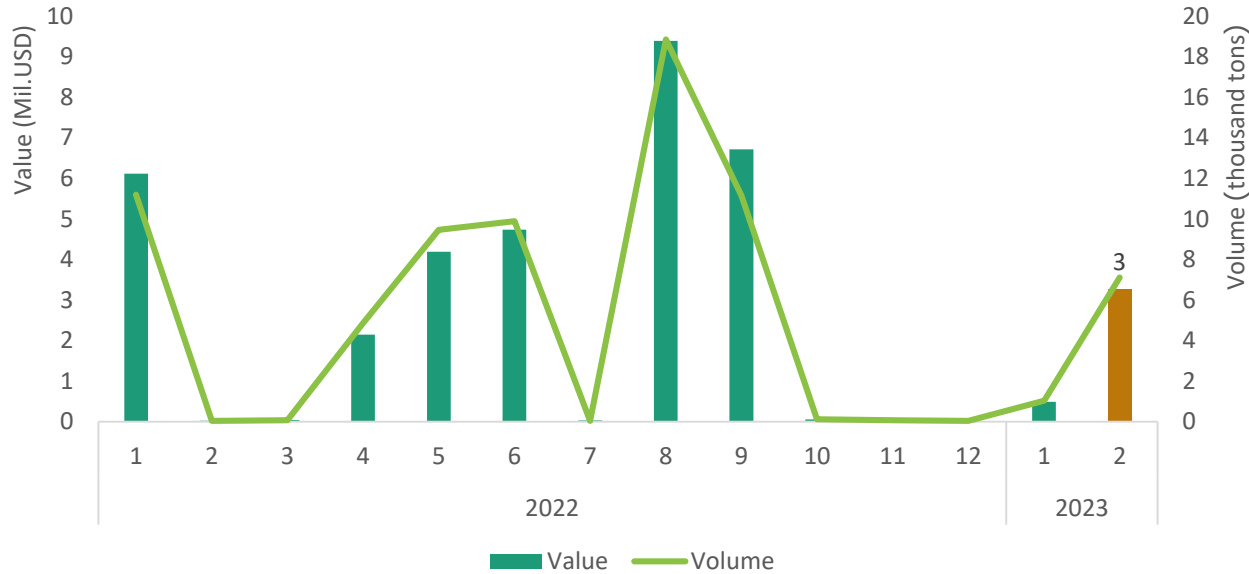
*Source: Kbs.co.kr*





# RICE

## Export volume and value to Korea, Feb-2023



## Export results to Korea, Feb-2023

### VALUE

**3.28** Mil.USD

↗ Increase **556%** compared to Jan - 2023

↗ Increase **152 times** compared to Feb - 2022

↑ **0.5 Mil.USD** more than the monthly average rate in 2022

\* Accumulated 2 months of 2023 reaches 3.8 Mil.USD, **11.2%** of total 2022

### VOLUME

**7.11** thousand tons

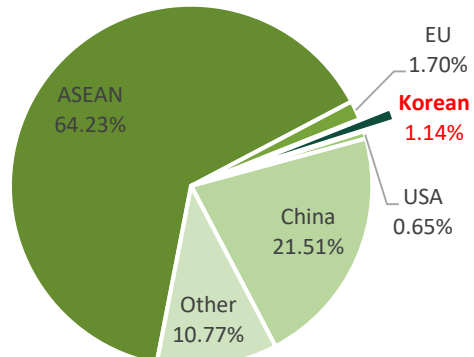
↗ Increase **584%** compared to Jan - 2023

↗ Increase **161 times** compared to Feb - 2022

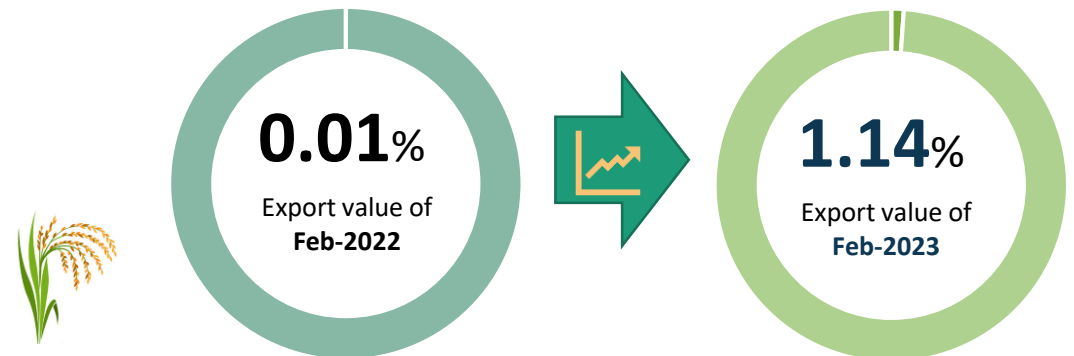
↑ **1,626 tons** more than the monthly average rate in 2022

\* Accumulated 2 months of 2023 reaches 8.2 thousand tons, **12.4%** of total 2022

## Percentage of export value to Korea, Feb-2023



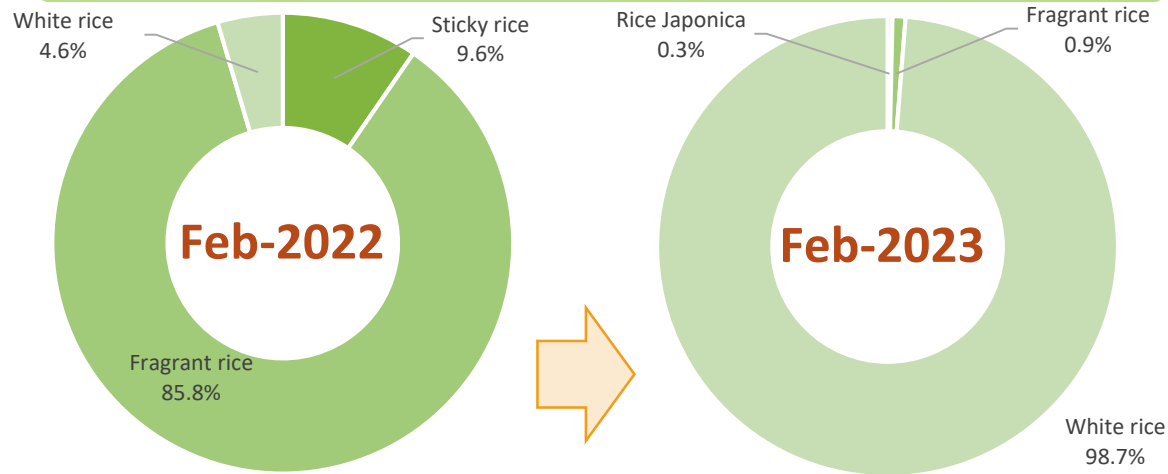
## Changes in percentage of Export results to Korea, Feb-2023



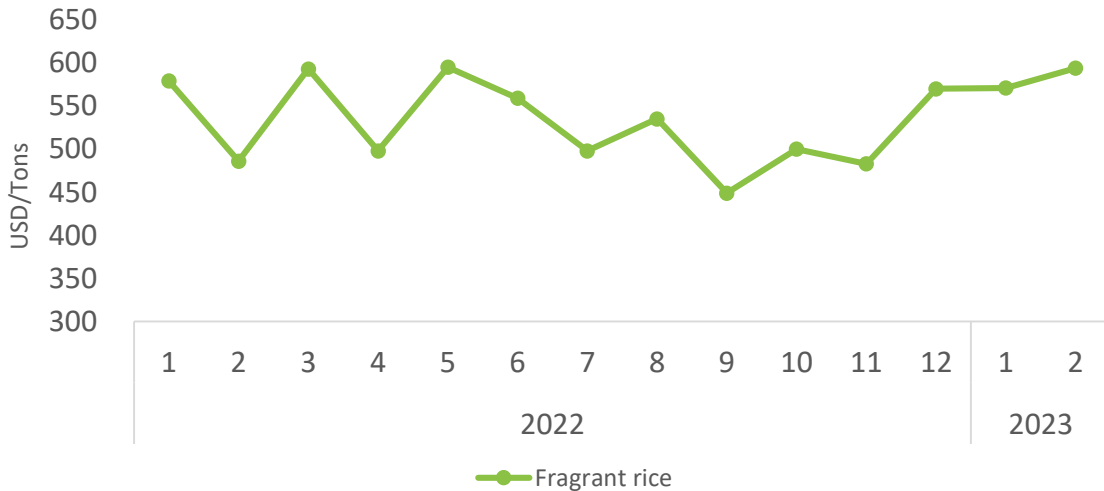


# RICE

## Structure of exports by products to Korea, Feb-2023



## Average export price to Korea, Feb-2023



## Export results to Korea, Feb-2023



### White rice

Value: **3.235** Mil.USD  
 Increase **597%** compared to Jan - 2023  
 Increase **3,301 times** compared to Feb - 2022



### Fragrant rice

Value: **29,863** USD  
 Increase **21%** compared to Jan - 2023  
 Increase **62%** compared to Feb - 2022



### Rice Japonica

Value: **10,514** USD  
 Increase **829%** compared to Jan - 2023

### Fragrant rice

The average export price in Feb-2023 is **594** USD/tons; **increases 4%** compared to the previous month; and **increases 22%** compared to the same month of 2022.

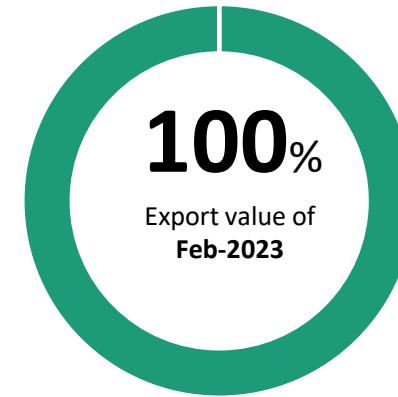


# RICE

## TOP 3 export enterprises by value to Korea, Feb-2023



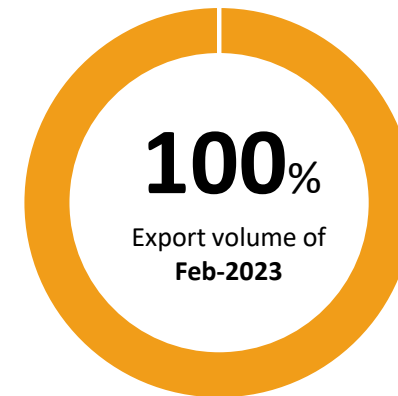
## Value ratio of TOP 3 export enterprises to Korea, Feb-2023



## TOP 3 export enterprises by volume to Korea, Feb-2023



## Volume ratio of TOP 3 export enterprises to Korea, Feb-2023





# RICE



## SPOTLIGHTS

The Korea Agro-Fisheries & Foodstuffs Trading Corporation has opened an international bid to purchase an estimated 121,800 tons of rice. Of which, about 77,700 tons originate from China and the rest from Thailand, Vietnam and Australia.

*Source: Yonhap*

South Korea's agriculture ministry said it would cut rice plantings by about 5% this year, to 690,000 hectares from 727,000 hectares last year, to reduce rice production amid falling demand.

*Source: Yonhap*





# PEPPER

## Export volume and value to Korea, Feb-2023



## Export results to Korea, Feb-2023

### VALUE

**1.1** Mil.USD

↗ Increase **9.8%** compared to Jan - 2023

↘ Decrease **39.1%** compared to Feb - 2022

↘ **1.07 Mil.USD** less than the monthly average rate in 2022

\* Accumulated 2 months of 2023 reaches 2.16 Mil.USD. **8.2%** of total 2022

### VOLUME

**277** tons

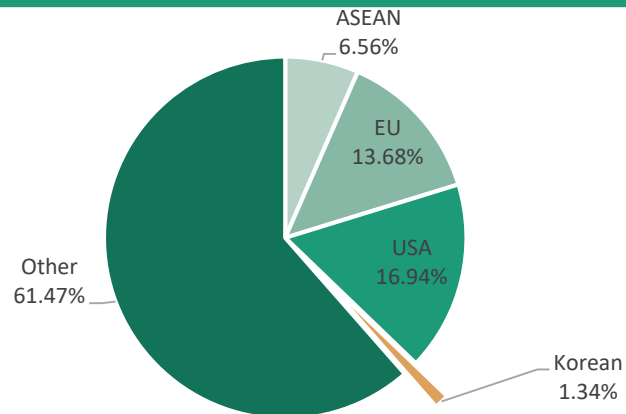
↗ Increase **17.9%** compared to Jan - 2023

↘ Decrease **28.6%** compared to Feb - 2022

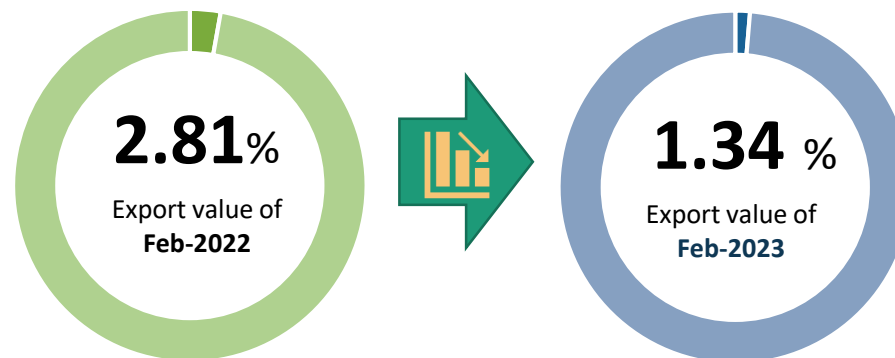
↘ **220 tons** less than the monthly average rate in 2022

\* Accumulated 2 months of 2023 reaches 512 tons. **8.6%** of total 2022

## Percentage of export value to Korea, Feb-2023



## Changes in percentage of export value to Korean



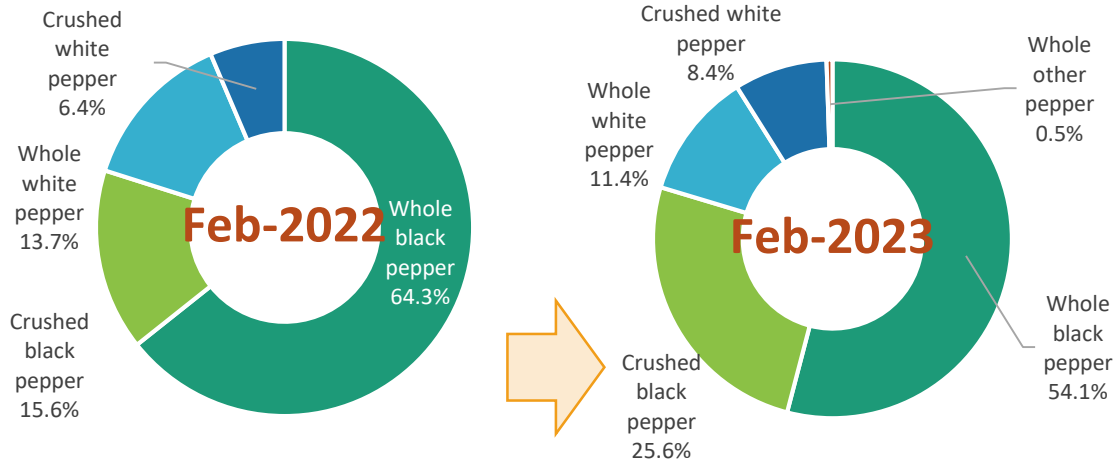
Source: Calculated from data of the General Department of Customs



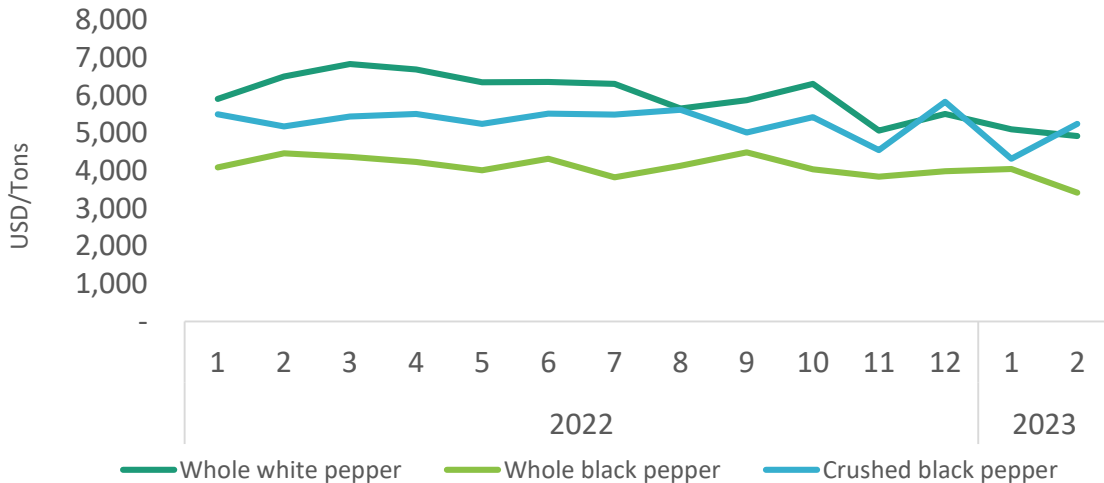


# PEPPER

## Structure of exports by products to Korea, Feb-2023



## Average export price to Korea, Feb-2023



## Export results to Korea, Feb-2023



### Whole black pepper

Value: **0.611** Mil.USD  
 Decrease **12.64%** compared to Jan - 2023  
 Decrease **48.78%** compared to Feb - 2022



### Crushed black pepper

Value: **0.289** Mil.USD  
 Increase **93.2%** compared to Jan - 2023  
 Increase **0.01%** compared to Feb - 2022



### Whole white pepper

Value: **0.129** Mil.USD  
 Decrease **19.74%** compared to Jan - 2023  
 Decrease **49.22%** compared to Feb - 2022



### Crushed white pepper

Value: **0.095** Mil.USD  
 Increase **406%** compared to Jan - 2023  
 Decrease **20.52%** compared to Feb - 2022

### Whole black pepper

The average export price in Feb-2023 is **3.417** USD/tons; **decreases 11.4%** compared to the previous month; and **decreases 22.7%** compared to the same month of 2022.

### Crushed black pepper

The average export price in Feb-2023 is **5.236** USD/tons; **increases 1.8%** compared to the previous month; and **decreases 22.8%** compared to the same month of 2022.


### Whole white pepper

The average export price in Feb-2023 is **4.918** USD/tons; **decreases 8.9%** compared to the previous month; and **decreases 4.9%** compared to the same month of 2022.

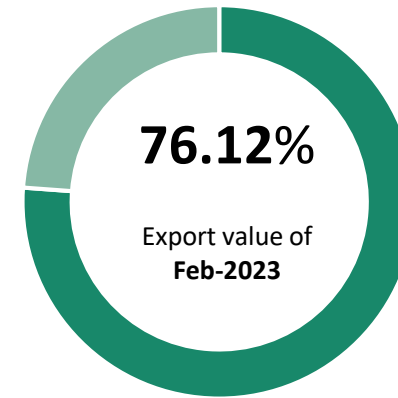


# PEPPER

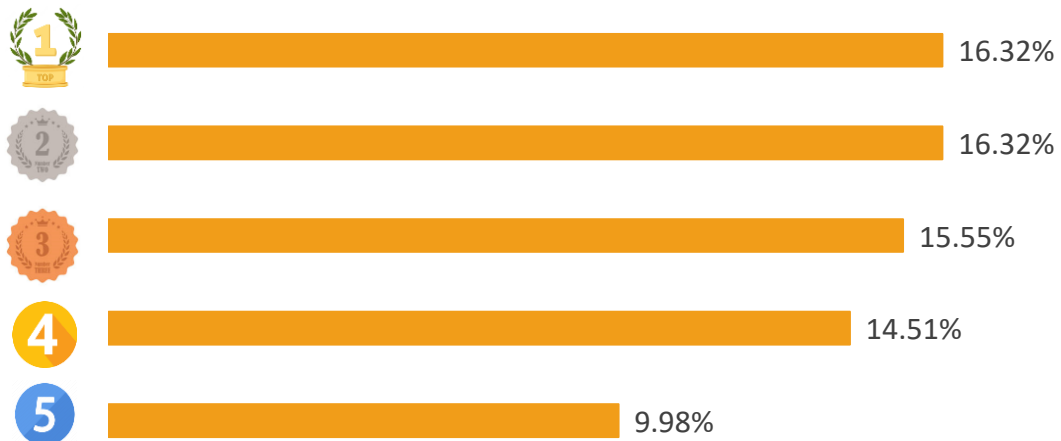
## TOP 5 export enterprises by value to Korea, Feb-2023



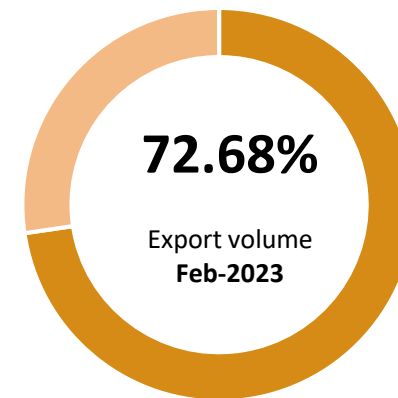
## Value ratio of TOP 5 export enterprises to Korea, Feb-2023



## TOP 5 export enterprises by volume to Korea, Feb-2023



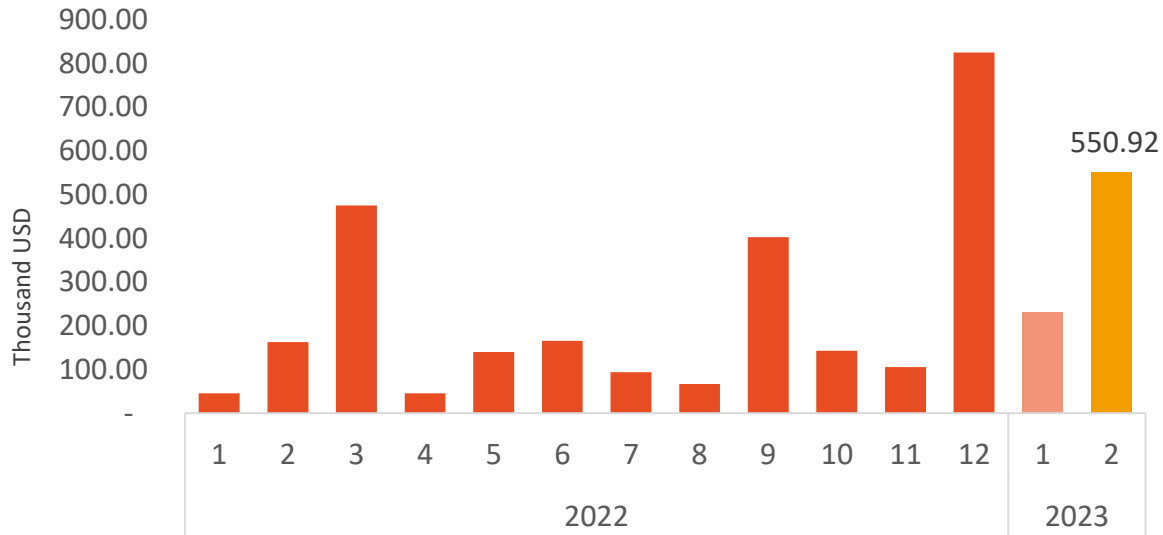
## Volume ratio of TOP 5 export enterprises to Korea, Feb-2023



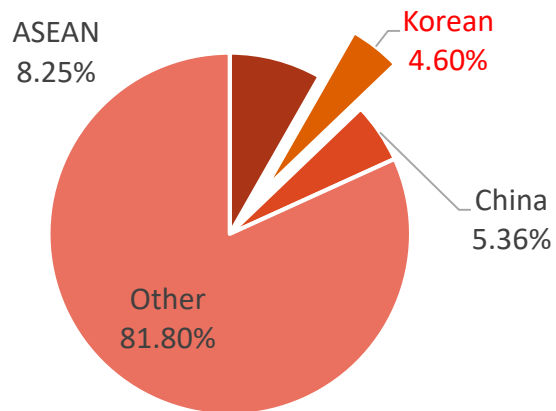


# MEAT & MEAT PRODUCTS

## Export value to Korea, Feb-2023



## Percentage of export value to Korea, Feb-2023



## Export result to Korea, Feb-2023



**550.9**

Thousand USD

### VALUE

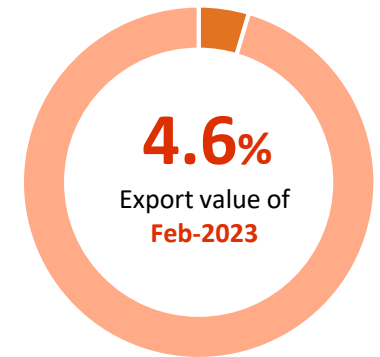
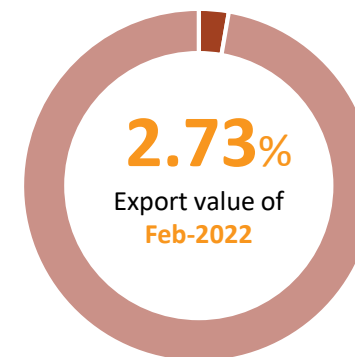
↗ Increase **138.7%** compared to Jan - 2023

↗ Increase **238%** compared to Feb - 2022

↓ **328.1 Thousand USD** less than the monthly average rate in 2022

\* Accumulated 2 months of 2023 reaches **781.7 Thousand USD**, **29%** of total 2022

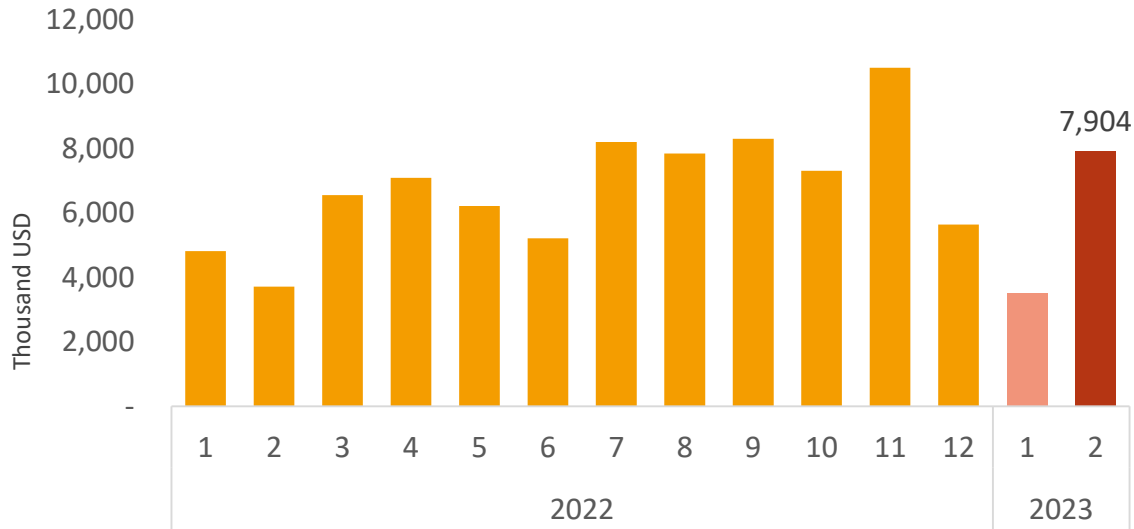
## Changes in percentage of export value to Korean, Feb-2023



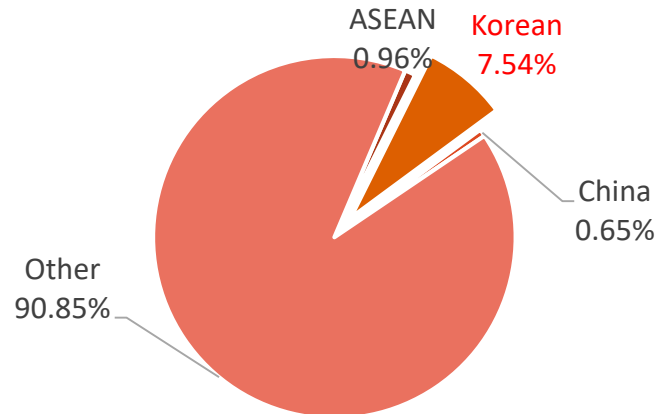


# MEAT & MEAT PRODUCTS

## Import value from Korea, Feb-2023



## Percentage of import value from Korea, Feb-2023



## Import results from Korea, Feb-2023

**VALUE**

↗ Increase **125.8%** compared to Jan - 2023

↗ Increase **112.8%** compared to Feb - 2022

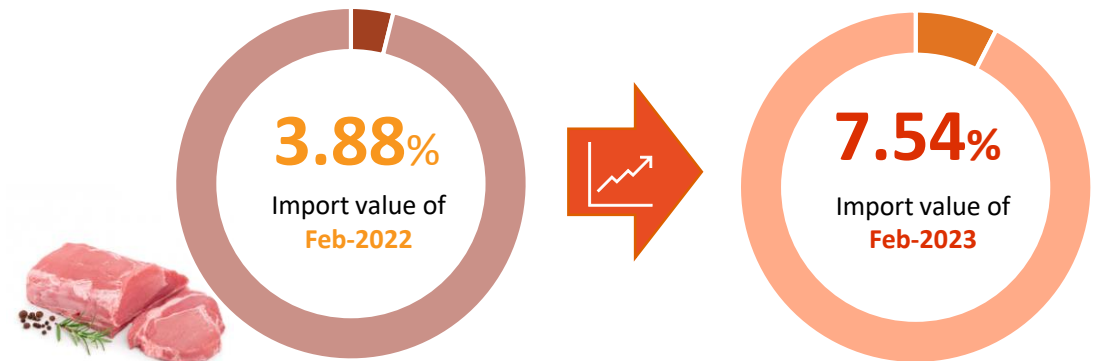
↑ **6.48 Mil.USD** more than the monthly average rate in 2022

\* Accumulated 2 months of 2023 reaches **11.4 Mil.USD**. **14%** of total 2022

**7.904**

Mil.USD

## Changes in percentage of export value from Korea, Feb-2023

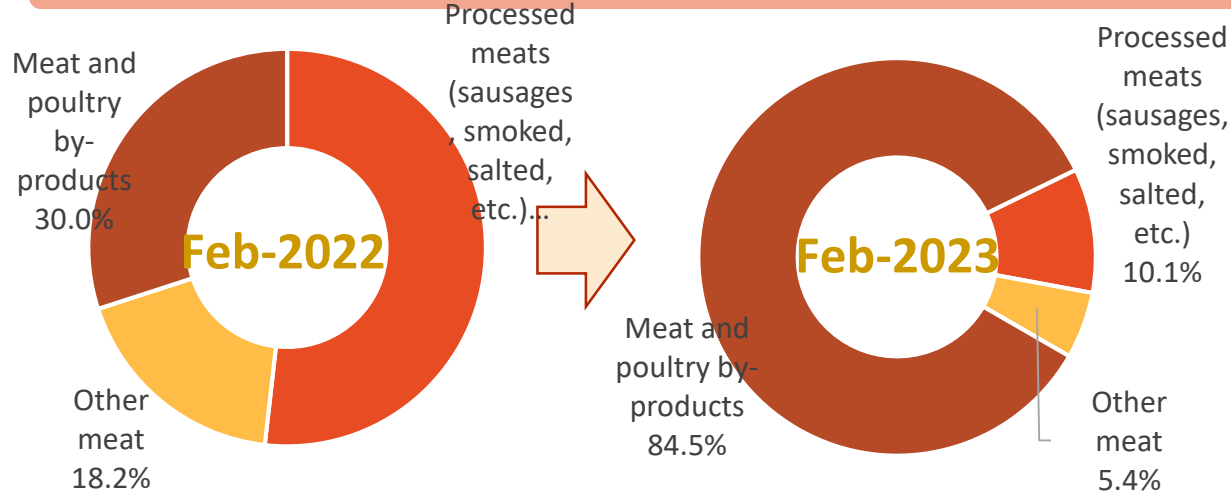


Source: Calculated from data of the General Department of Customs



# MEAT & MEAT PRODUCTS

## Structure of exports by products to Korea, Feb-2023



## Export result to Korea, Feb-2023



### Meats and poultry by-products

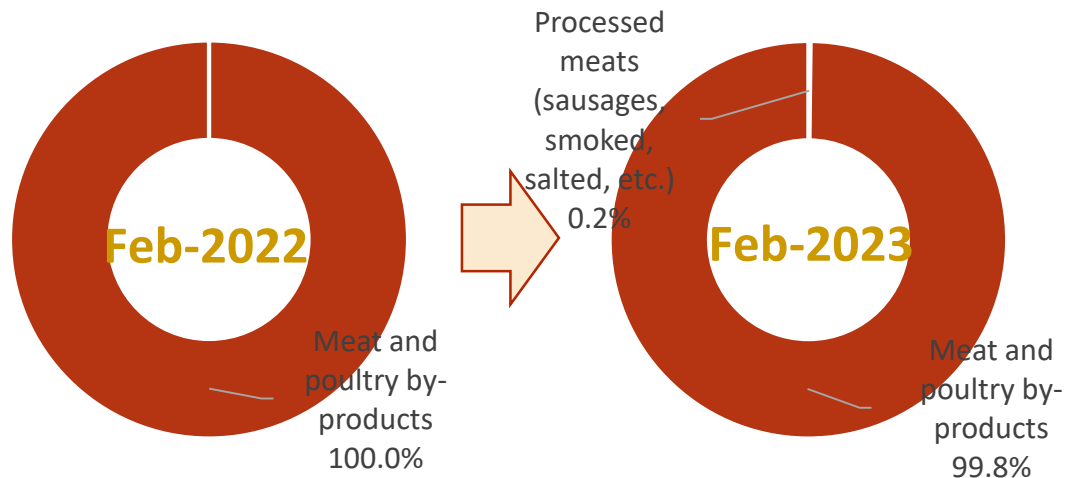
Value: **465,243** USD  
 Increase **226.7%** compared to Jan - 2023



### Processed meat

Value: **55,789** USD  
 Decrease **6.3%** compared to Jan - 2023  
 Decrease **33.9%** compared to Feb - 2022

## Structure of imports by products from Korea, Feb-2023



## Import results from Korea, Feb-2023



### Meats and poultry by-products

Value: **7.89** Mil.USD  
 Increase **135.3%** compared to Jan - 2023  
 Increase **112.4%** compared to Feb - 2022



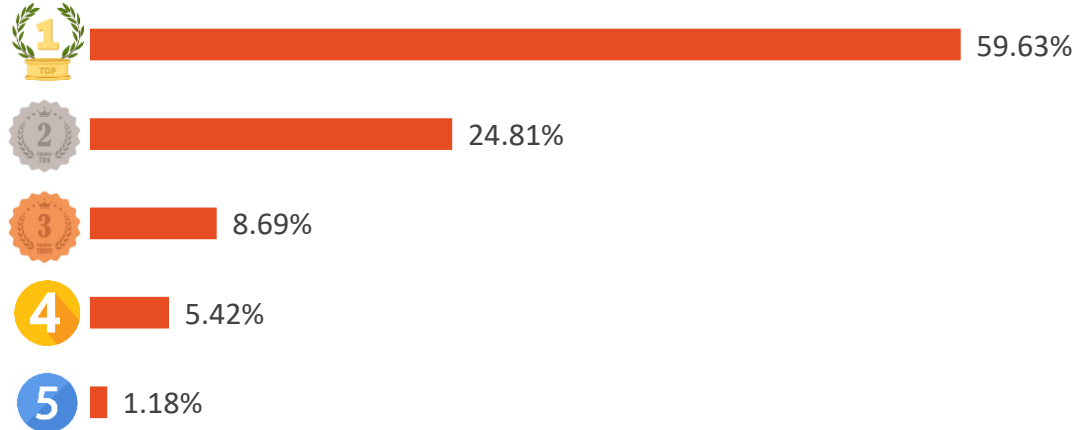
### Processed meat

Value: **14,219** USD  
 Decrease **6.3%** compared to Jan - 2023  
 Decrease **33.9%** compared to Feb - 2022



# MEAT & MEAT PRODUCTS

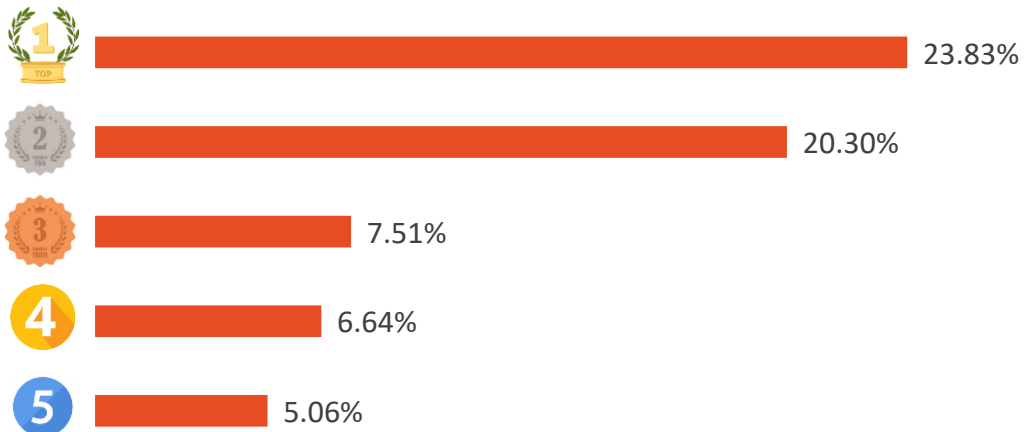
## TOP 5 export enterprises by value to Korea, Feb-2023



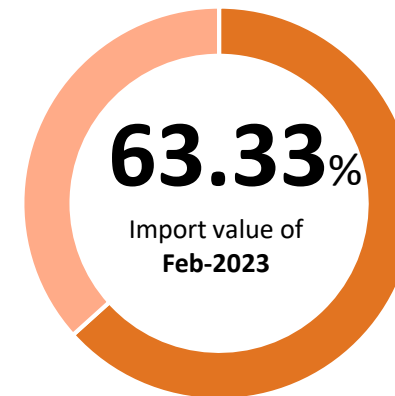
## Value ratio of TOP 5 export enterprises to Korea, Feb-2023



## TOP 5 import enterprises by value from Korea, Feb-2023



## Value ratio of TOP 5 import enterprises from Korea, Feb-2023



# MEAT & MEAT PRODUCTS

## SPOTLIGHTS



Hanwoo Industry expects the number of cattle raised to reach an all-time high of 3.58 million in 2023 and slaughter volume is expected to increase from 80,000 heads to 950,000, children compared to the previous year and the increase will continue until next year. Due to increased supply, the wholesale price of Korean beef is forecast to drop sharply.

*Source: korea.kr (2/2023)*

The Korea Meat Export and Distribution Association (President Kim Yong-cheol) held a regular meeting to discuss and decide on the business plan for 2023. The goal is to promote the industrial base and improve the distribution system of meat and meat products by 2023.

*Source: <http://chuksannews.co.kr/> (2/2023)*

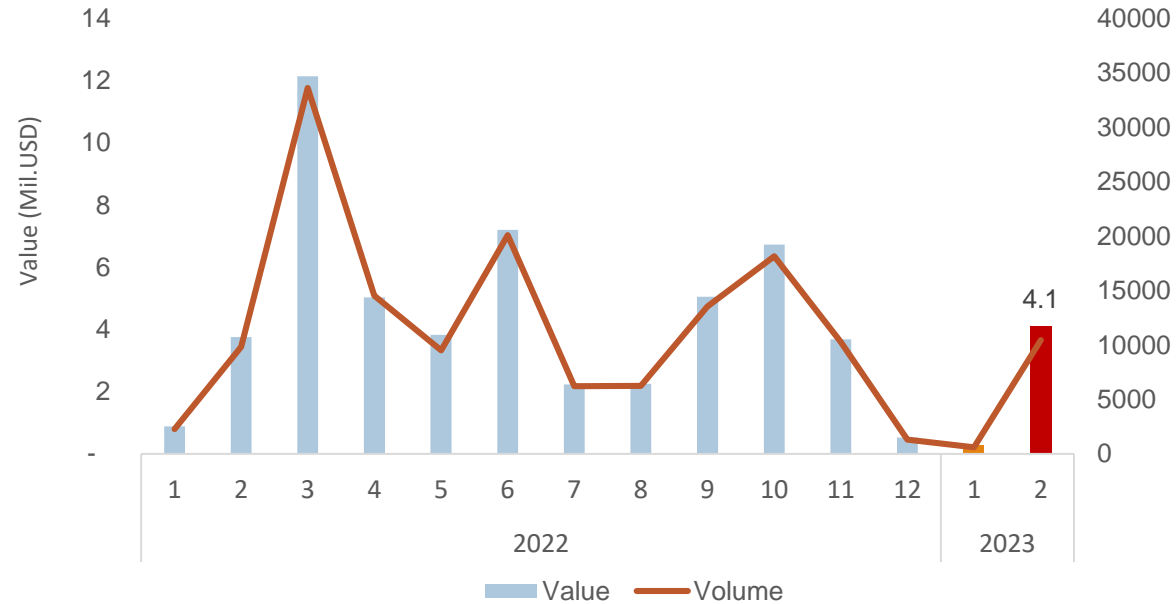
The Korean Ministry of Agriculture, Food and Rural Affairs has announced to hold the event 'Selling Korean beef Sopriize 2023' at about 980 Nonghyup Hanaro Mart supermarkets nationwide with prices up to 50% off. This event is intended to ease the hardships faced by farmers due to falling wholesale beef prices and increasing beef consumption in Korea.

*Source: korea.kr*



# CASSAVA & CASSAVA PRODUCTS

## Export volume and value to Korea, Feb-2023



## Export results to Korea, Feb-2023

**VALUE**

**4.12 Mil.USD**

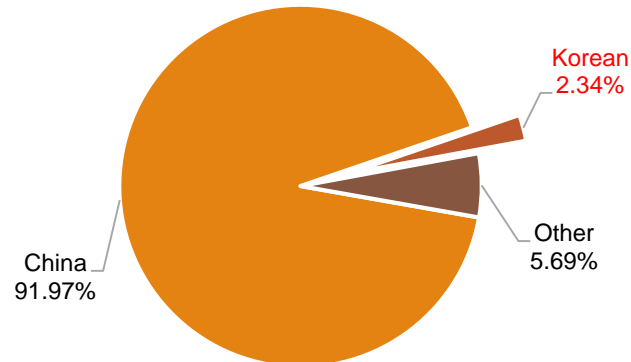
- ↗ Increase **14 times** compared to Jan-2023
- ↗ Increase **9.5%** compared to Feb-2022
- ↘ **328.5 Thousand USD** less than the monthly average rate in 2022
- \* Accumulated 2 months of 2023 reaches **4.4 Mil.USD, 8.3%** of total 2022

**VOLUME**

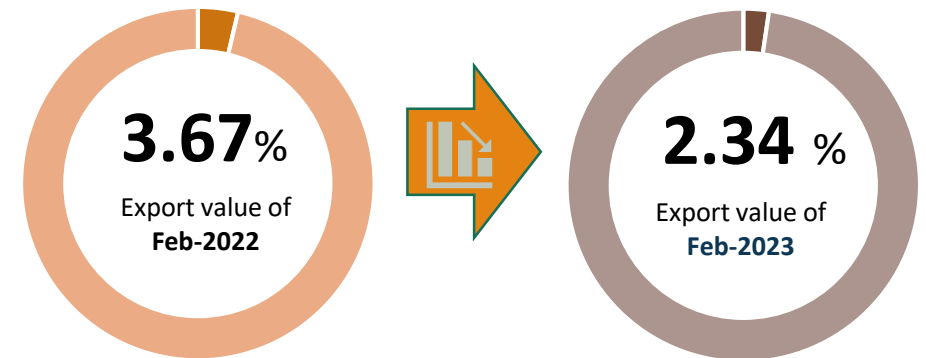
**10.447 tons**

- ↗ Increase **17 times** compared to Jan-2023
- ↗ Increase **6%** compared to Feb-2022
- ↗ **1.697 tons** more than the monthly average rate in 2022
- \* Accumulated 2 months of 2023 reaches **11,059 tons, 7.6%** of total 2022

## Percentage of export value to Korea, Feb-2023



## Changes in percentage of export value to Korea, Feb-2023

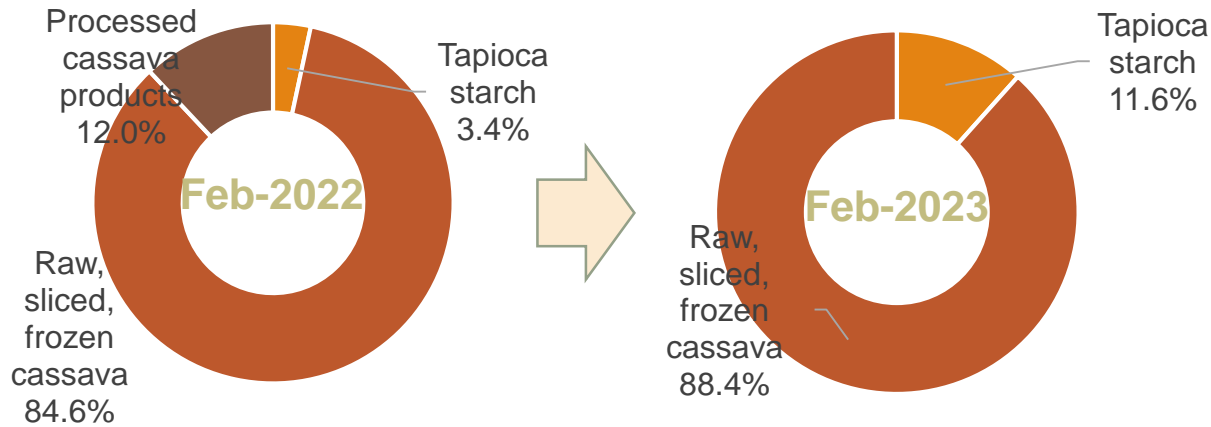




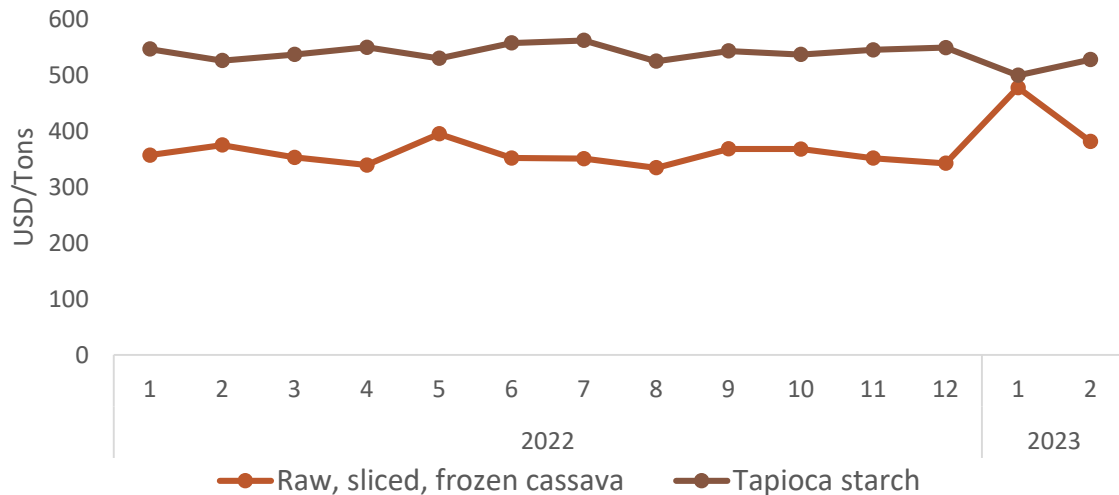
# CASSAVA & CASSAVA PRODUCTS



## Structure of exports by products to Korea, Feb-2023



## Average export price to Korea, Feb-2023



## Export results to Korea, Feb-2023



### Raw. sliced. frozen cassava

Value: **3.63** Mil.USD

Increase **14 times** compared to Jan-2023

Increase **14.3%** compared to Feb-2022



### Tapioca starch

Value: **478** Thousand USD

Increase **10 times** compared to Jan-2023

Increase **277%** compared to Feb-2022

### Raw. sliced. frozen cassava

The average export price in Feb-2023 is **381** USD/tons; **decreases 18.4%** compared to the previous month; and **increases 1.8%** compared to the same month of 2022.

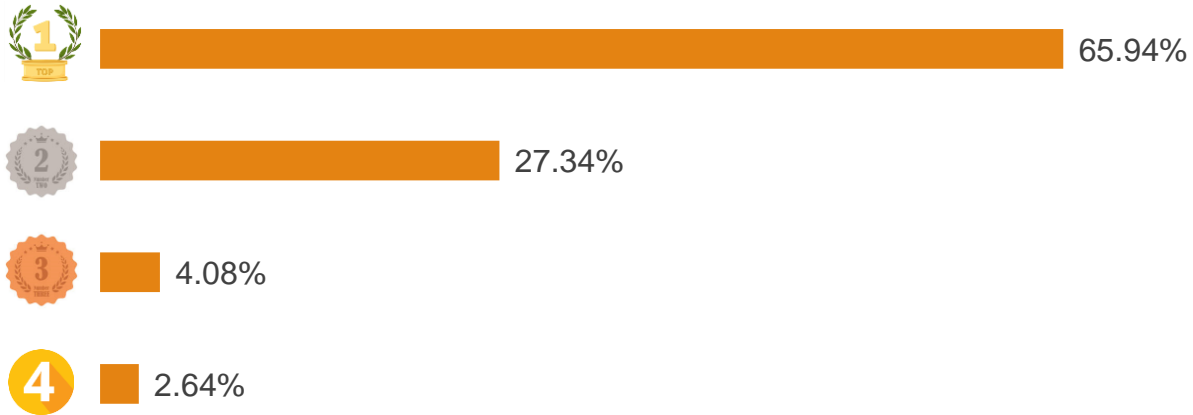
### Tapioca starch

The average export price in Feb-2023 is **525.7** USD/tons; **increases 1.1%** compared to the previous month; and **decreases 0.1%** compared to the same month of 2022.

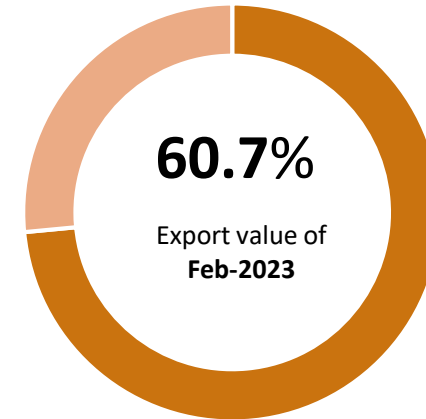


# CASSAVA & CASSAVA PRODUCTS

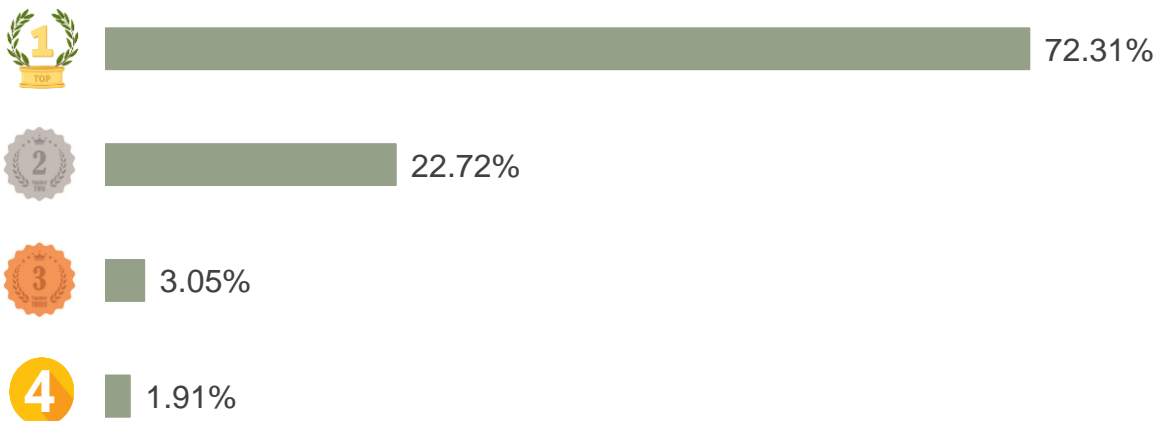
## TOP 4 export enterprises by value to Korea, Feb-2023



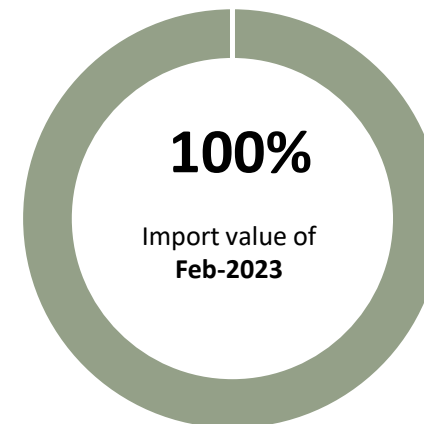
## Value ratio of TOP 4 export enterprises to Korea, Feb-2023



## TOP 4 export enterprises by volume to Korea, Feb-2023



## Volume ratio of TOP 4 export enterprises to Korea, Feb-2023



# CASSAVA & CASSAVA PRODUCTS

---

## SPOTLIGHTS



The export price of cassava chips to the Korean market is about 330 USD/tons. up 20 USD/tons compared to the end of January. The quantity of Vietnamese cassava chips that are qualified for export to Korea may decrease, because cassava yield decreased. Cassava harvest in many areas is expected to end in about the next 2 months.

*Source: baochinhphu.vn*



It is forecast that the demand for wood chips in Korea will likely continue to increase in 2023 because this item is used to replace coal as an input material for electricity production. Besides the domestic supply of wood chips and pellets especially from Korean furniture production facilities in 2023 may decrease. The decline in domestic supply may require Korea to expand import in the near future.

## Wood & wood products



According to Korean regulations, those that plan to export chili peppers to the Korean market need to comply with the level of pesticide residues (Diniconazole and Tolfenpyrad) on their products according to this country's regulations.

## Fruits & Vegetables



# Ipsard

## AGRO@INFO


Any comments. please send to:

**INFORMATION CENTER FOR AGRICULTURE AND RURAL DEVELOPMENT**  
INSTITUTE OF POLICY AND STRATEGY FOR AGRICULTURE AND RURAL  
DEVELOPMENT

Address: *16 Thuy Khue Street. Thuy Khue Wd.. Tay Ho Dist.. Hanoi*

Email: [thongtinhtruong@ipsard.gov.vn](mailto:thongtinhtruong@ipsard.gov.vn); [info@agro.gov.vn](mailto:info@agro.gov.vn)

Website: <http://agro.gov.vn/>



Xem thêm báo cáo