

# MONTHLY REPORT ON AGRI-PRODUCT EXPORT

*FROM THE REPUBLIC OF KOREA\* MARKET*

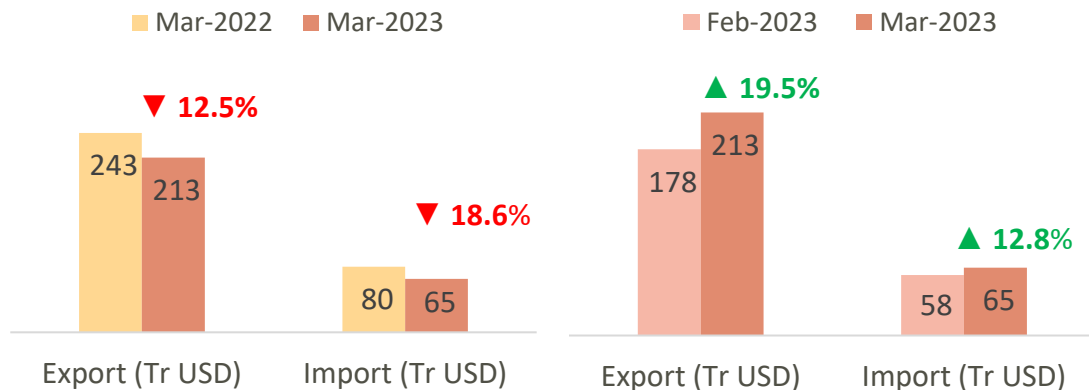


\* in short called Korea

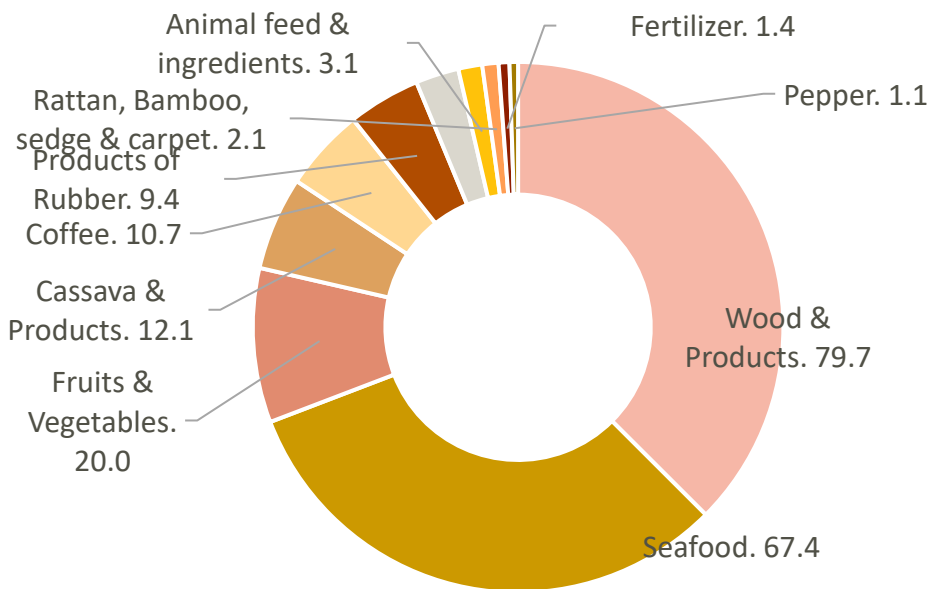
Prepared by: Information Center for Agriculture and Rural Development

# THE SITUATION OF AGRO-FORESTRY-FISHERY (AFF) PRODUCT EXPORT FROM VIETNAM TO KOREA IN MARCH 2023

## AFF product import-export turnover between Vietnam and Korea, Mar-2023



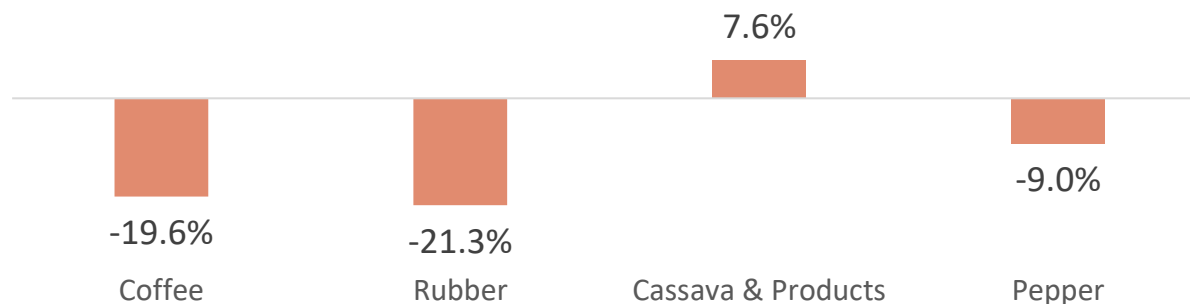
## Key AFF product export value to Korea, Mar-2023



## Changes in key AFF product export value to Korea in Mar-2023 compared to Mar-2022



## Changes in average export value of key AFF products to Korea in Mar-2023 compared to Mar-2022



1

## Korea's exports continue to decrease

On April 13, the Korea Ministry of Trade, Industry and Energy (MOTIE) and the Korea Customs Service (KCS) announced statistics showing that the export turnover from April 1 to 10 was only 14. billion USD down 8.6% and import turnover was 17.4 billion USD. down 7.3% over the same period in 2022. Accordingly, Korea's trade balance fell by 3.4 billion USD.



2

## Korea put Japan back on the list of preferential trade partners

The Korea government on April 24 put Japan back on its "White List" of trusted trading partners after more than three years of hiatus. Accordingly, Korea restored the export zone for items related to Japan, allowing companies exporting strategic items to Japan to enjoy priority rules during the review clearance period and simpler paperwork.



3

## Korea tightens export controls to Russia and Belarus

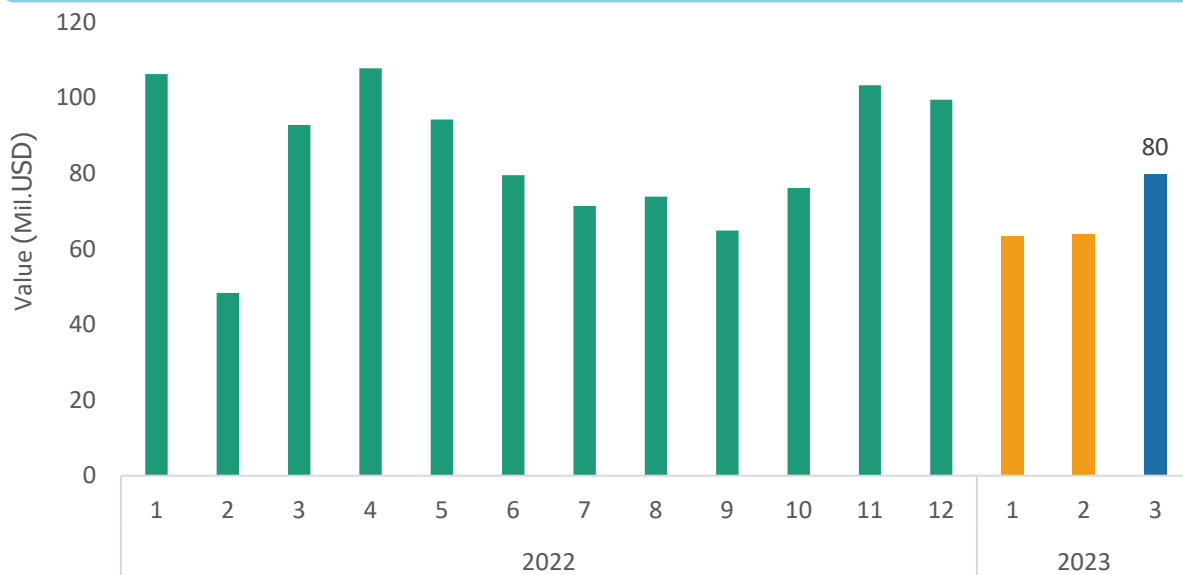
South Korea announced a decision to tighten export controls on key industrial products for Russia and Belarus. Specifically, the Korea Ministry of Trade, Industry and Energy has added 741 lists of goods related to semiconductors, chemicals, steel, automobiles, machine-building equipment, quantum computers and many other products, other products and to the list of prohibited items. This measure will take effect from April 28.





# WOOD & WOODEN PRODUCTS

## Export volume and value to Korea, Mar-2023



## Export results to Korea, Mar-2023

VALUE



80

mil.USD

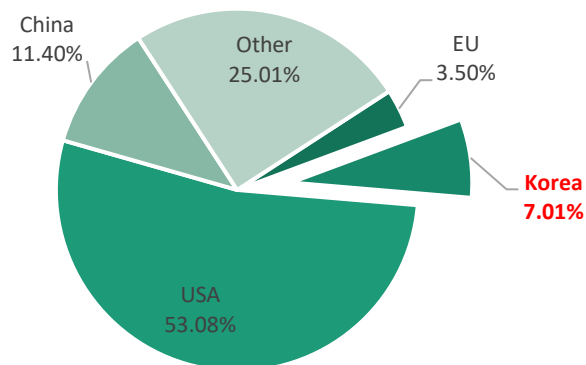
↗ Increase **24.8%** compared to Feb-2023

↘ Decrease **14.1%** compared to Mar-2022

↘ **5 mil.USD** less than the monthly average rate in 2022

\* Accumulated 3 months of 2023 reaches 207 mil.USD, **20%** of total 2022

## Percentage of export value to Korea, Mar-2023



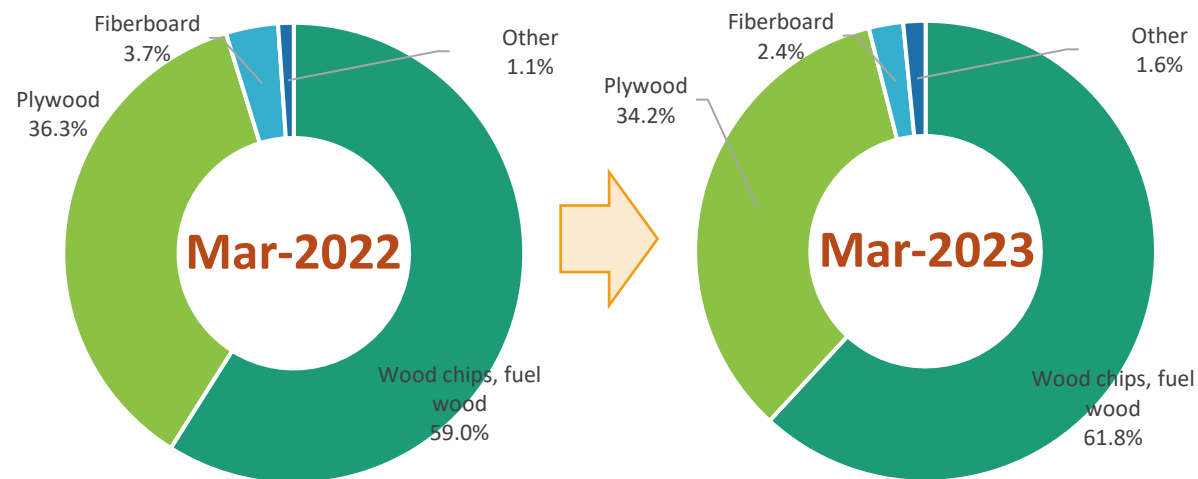
## Changes in percentage of export value to Korea, Mar-2023





# WOOD & WOODEN PRODUCTS

## Structure of exports by products to Korea



## Export results to Korea, Mar-2023



### Woodchips

Value: **36.12** mil.USD

Increase **3%** compared to Feb-2023

Decrease **10%** compared to Mar-2022




### Plywood

Value: **19.95** mil.USD

Increase **61%** compared to Feb-2023

Decrease **19%** compared to Mar-2022



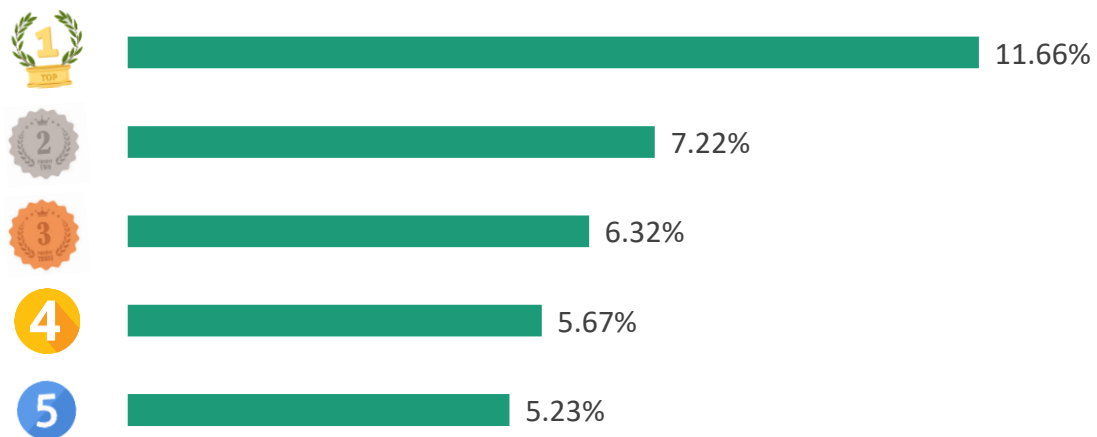
### Fiberboard

Value: **1.41** mil.USD

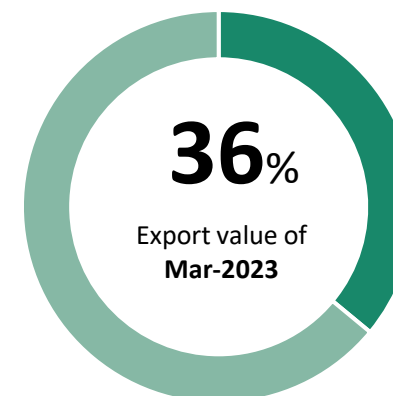
Increase **80%** compared to Feb-2023

Decrease **44%** compared to Mar-2022

## TOP 5 export enterprises by value, Mar-2023



## Value ratio of TOP 5 export enterprises to Korea, Mar-2023





# WOOD & WOODEN PRODUCTS

## SPOTLIGHTS



Wood imports in January 2023 of Korea decreased by 20.5% over the same period last year. In which, imports of sawnwood decreased by 25.1%.

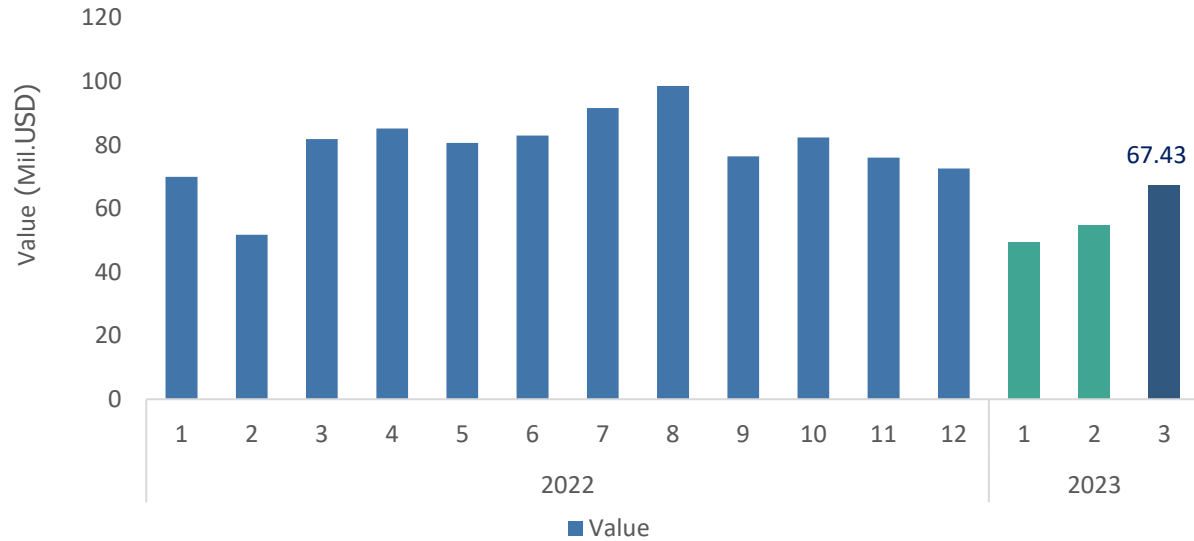
In January 2023, imports of veneer decreased by 10.4%. imports of MDF decreased by 37.3%, while imports of wood chips (pellets) increased by 27.4%. Charcoal imports increased by 33.4% over the same period last year.





# SEAFOOD

## Export volume and value to Korea, Mar-2023



## Export results to Korea, Mar-2023

**VALUE**

\$

67.4

*mil.USD*

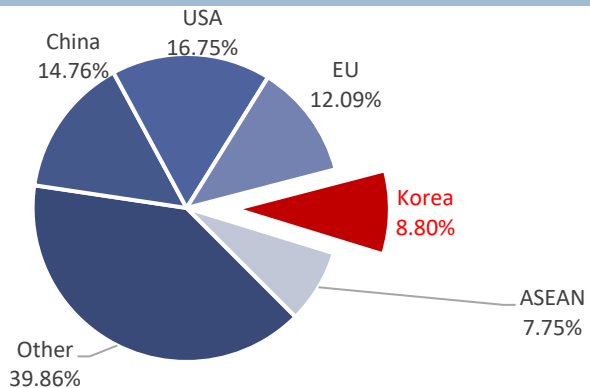
↗ Increase **23.2%** compared to Feb-2023

↘ Decrease **17.6%** compared to Mar-2022

↘ **11.7 mil.USD** less than the monthly average rate in 2022

Accumulated 3 months of 2023 reaches 171.5 mil.USD, **18%** of total 2022

## Percentage of export value to Korea, Mar-2023



## Changes in percentage of export value to Korea, Mar-2023

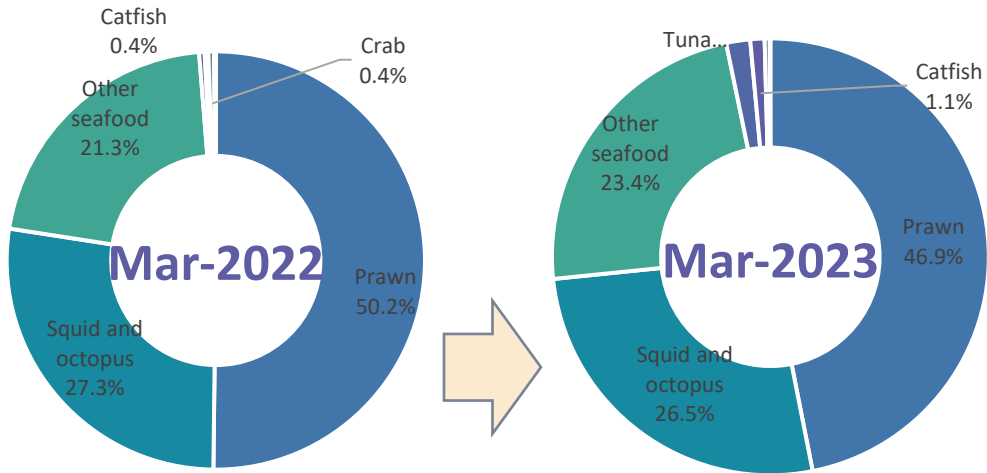


Source: Calculated from data of the General Department of Customs



# SEAFOOD

## Structure of exports by products to Korea, Mar-2023



## Export results to Korea, Mar-2023



### Prawn

Value: **31.3** Mil.USD

Increase **14.8%** compared to Feb-2023

Decrease **23.9%** compared to Mar-2022



### Squid and Octopus

Value: **17.7** Mil.USD

Increase **17.9%** compared to Feb-2023

Decrease **20.8%** compared to Mar-2022



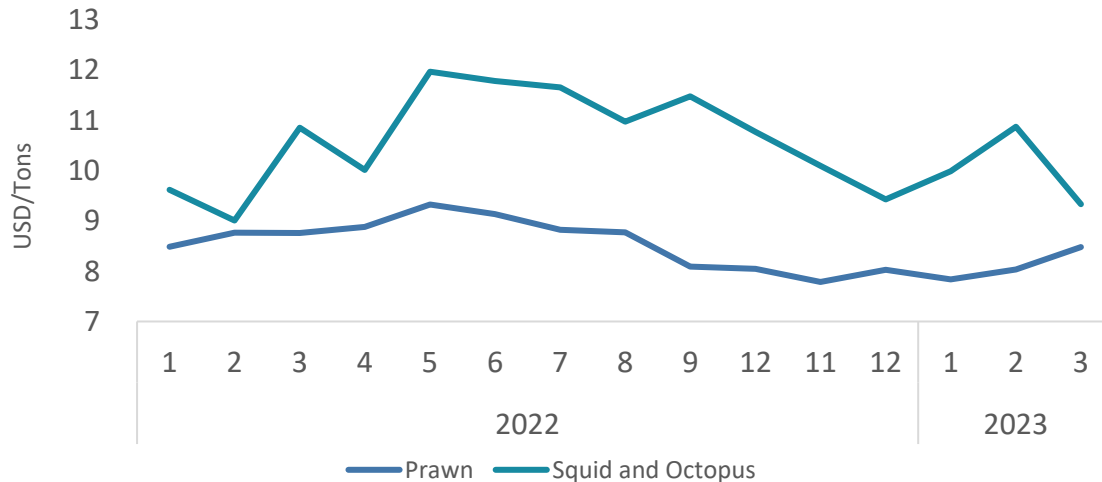
### Tuna

Value: **1.2** Mil.USD

Increase **60.6%** compared to Feb-2023

Increase **976%** compared to Mar-2022

## Average export seafood price to Korea, Mar-2023



### Prawn

The average export price in Mar-2023 is **8.5** USD/kg; **increases 5.5%** compared to the previous month; and **decreases 3.1%** compared to the same month of 2022.

### Squid and Octopus

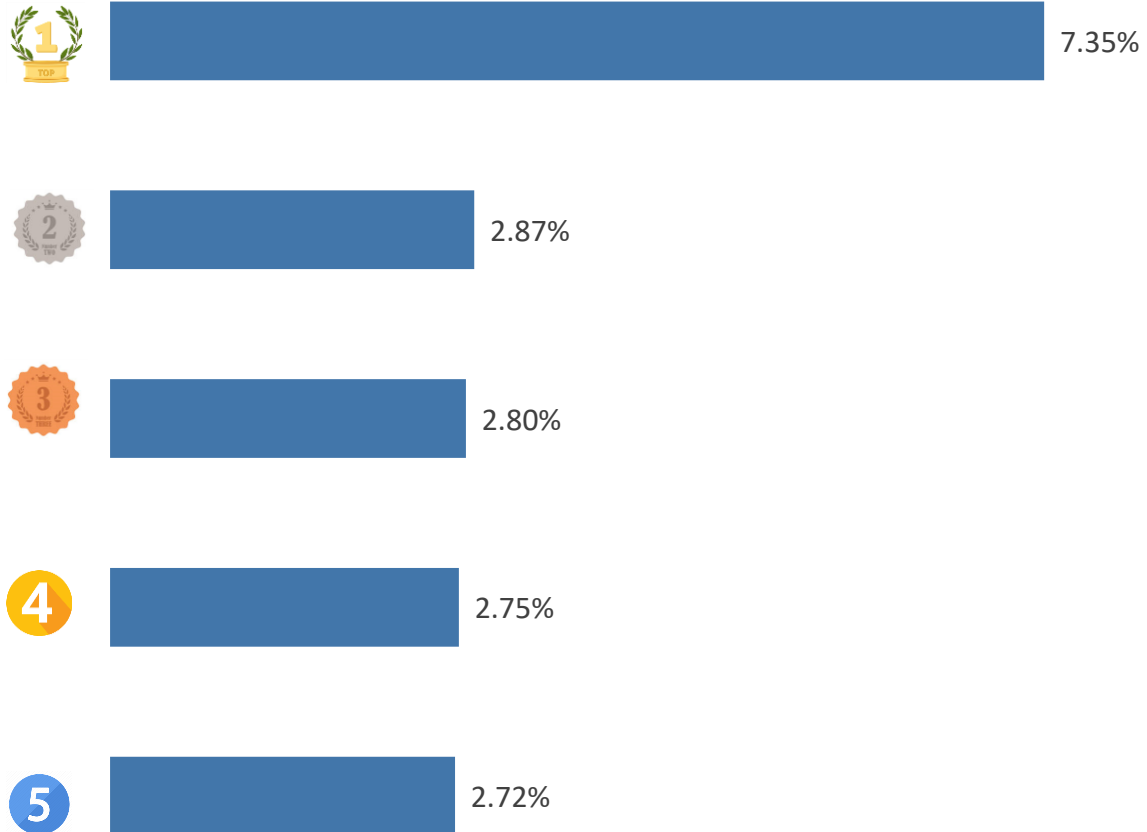
The average export price in Mar-2023 is **9.3** USD/kg; **decreases 14%** compared to the previous month; and **decreases 14%** compared to the same month of 2022.



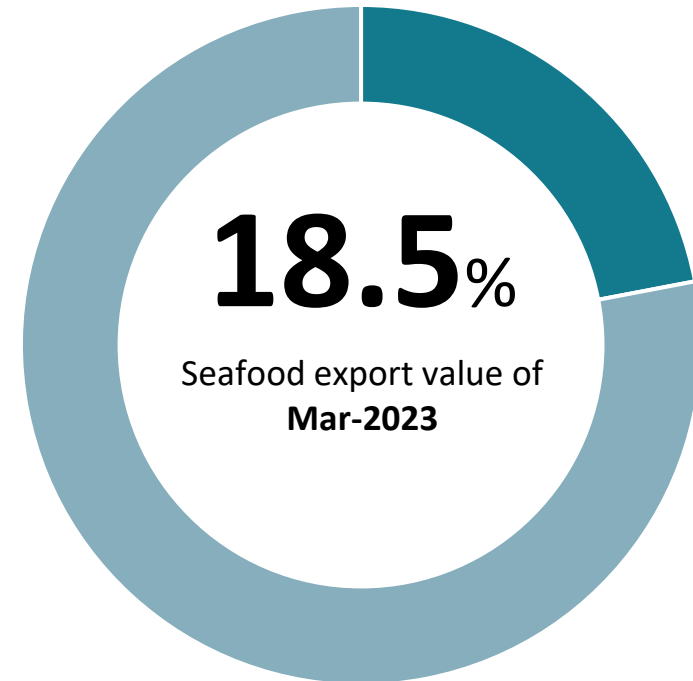


# SEAFOOD

TOP 5 export enterprises by value, Mar-2023



Value ratio of TOP 5 export enterprises to Korea, Mar-2023



01

### **Korea maintains a ban on Fukushima seafood**

During the Summit between South Korea President Yoon Seok-Yeol and Japanese Prime Minister Fumio Kishida in early April, the two leaders agreed to focus on shared security concerns. However, South Korea still ruled out lifting the Japanese ban on seafood imports from the area around the Fukushima nuclear plant.

*Source: KBS world (4/2023)*

02

### **EJF urges Korea to strengthen seafood traceability to prevent IUU**

The Environmental Justice Foundation's (EJF) report titled "Barriers Broken" continues to criticize Korea's seafood inspection process, pushing the government to bring seafood standards in line with Korea standards, standards of other countries. According to the new report, South Korea continues to lack supply chain protections for seafood imports, allowing IUU products to enter the seafood market. Meanwhile, Korea consumers are increasingly concerned about the sustainability and safety of seafood

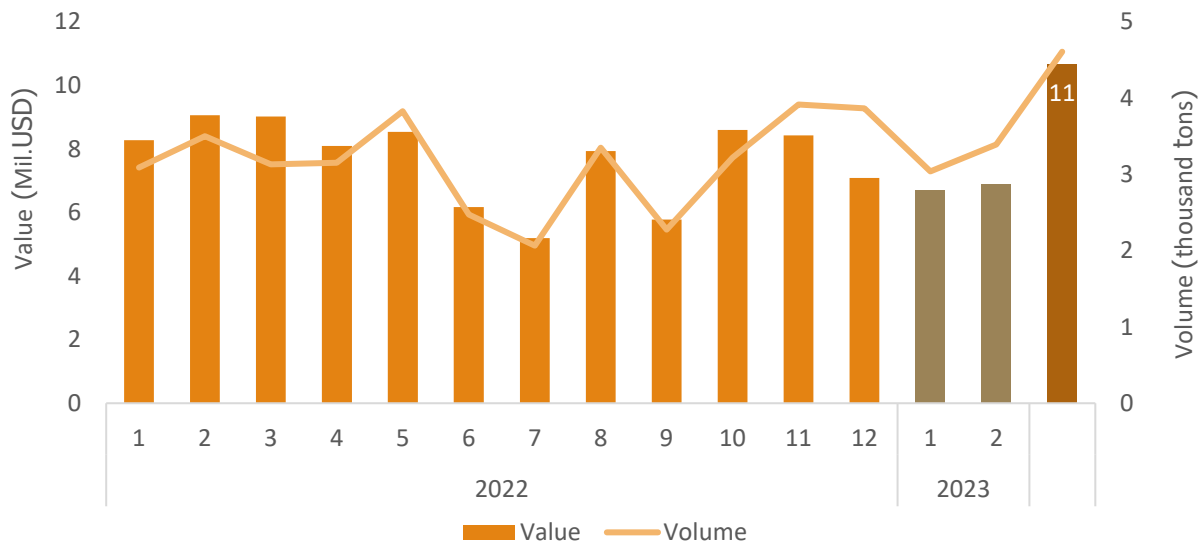
*Source: haiquanonline (4/2023)*



Tin liên quan

# COFFEE

## Export volume and value to Korea, Mar-2023



## Export results to Korea, Mar-2023

**VALUE**

**10.7** *mil.USD* \$

↗ Increase **50.7%** compared to Feb-2023

↗ Increase **18.3%** compared to Mar-2022

↑ **2.99 mil.USD** more than the monthly average rate in 2022

◇ Accumulated 3 months of 2023 reaches **24.3 mil.USD, 26.3%** of total 2022

**VOLUME**

**4.6** *thousand tons*

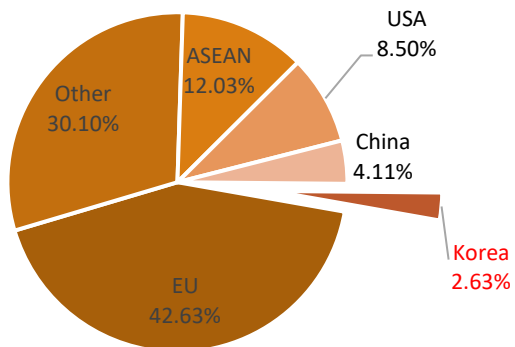
↗ Increase **35.9%** compared to Feb-2023

↗ Increase **47.2%** compared to Mar-2022

↑ **1.4 thousand tons** more than the monthly average rate in 2022

◇ Accumulated 3 months of 2023 reaches **11 thousand tons, 29.1%** of total 2022

## Percentage of export value to Korea, Mar-2023

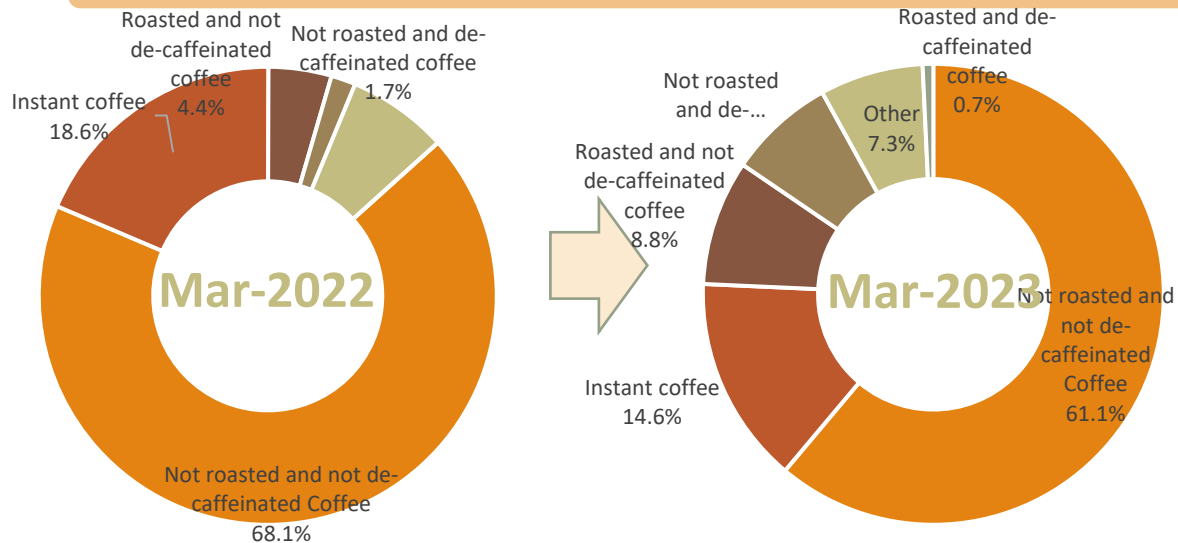


## Changes in percentage of export value to Korea, Mar-2023

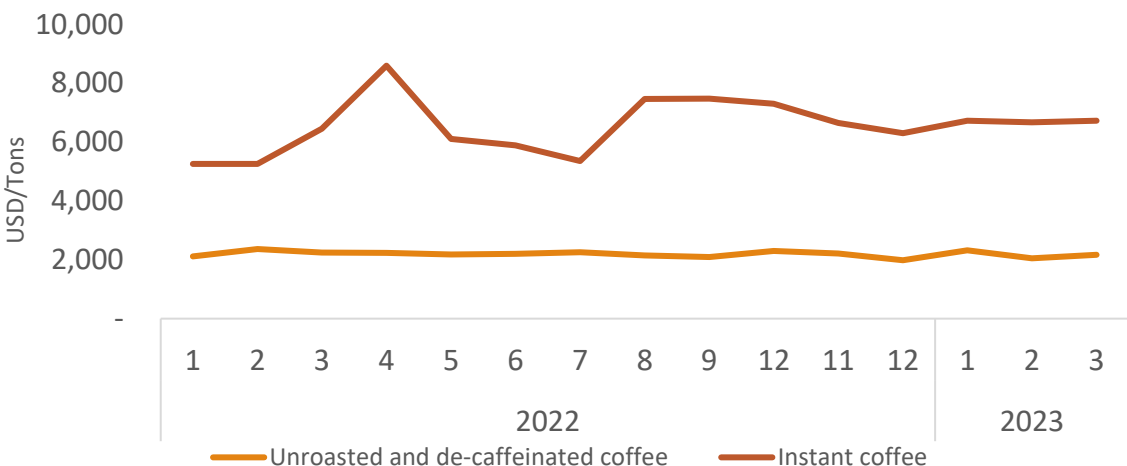


# COFFEE

## Structure of exports by products to Korea



## Average export price to Korea, Mar-2023



## Export results to Korea cà phê sang thị trường Hàn Quốc Feb-2023



### Not roasted and not decaffeinated coffee

Value: **6.5** Mil.USD  
 Increase **61.1%** compared to Feb-2023  
 Increase **6.1%** compared to Mar-2022

### Instant coffee

Value: **1.6** Mil.USD  
 Increase **43.5%** compared to Feb-2023  
 Decrease **7.5%** compared to Mar-2022

### Roasted and not decaffeinated coffee

Value: **0.9** Mil.USD  
 Increase **37%** compared to Feb-2023  
 Increase **133%** compared to Mar-2022

### Instant coffee

The average export price in Mar-2023 is **6.725USD/tons**; **increases 0.9%** compared to the previous month; and **increases 4.2%** compared to the same month of 2022.

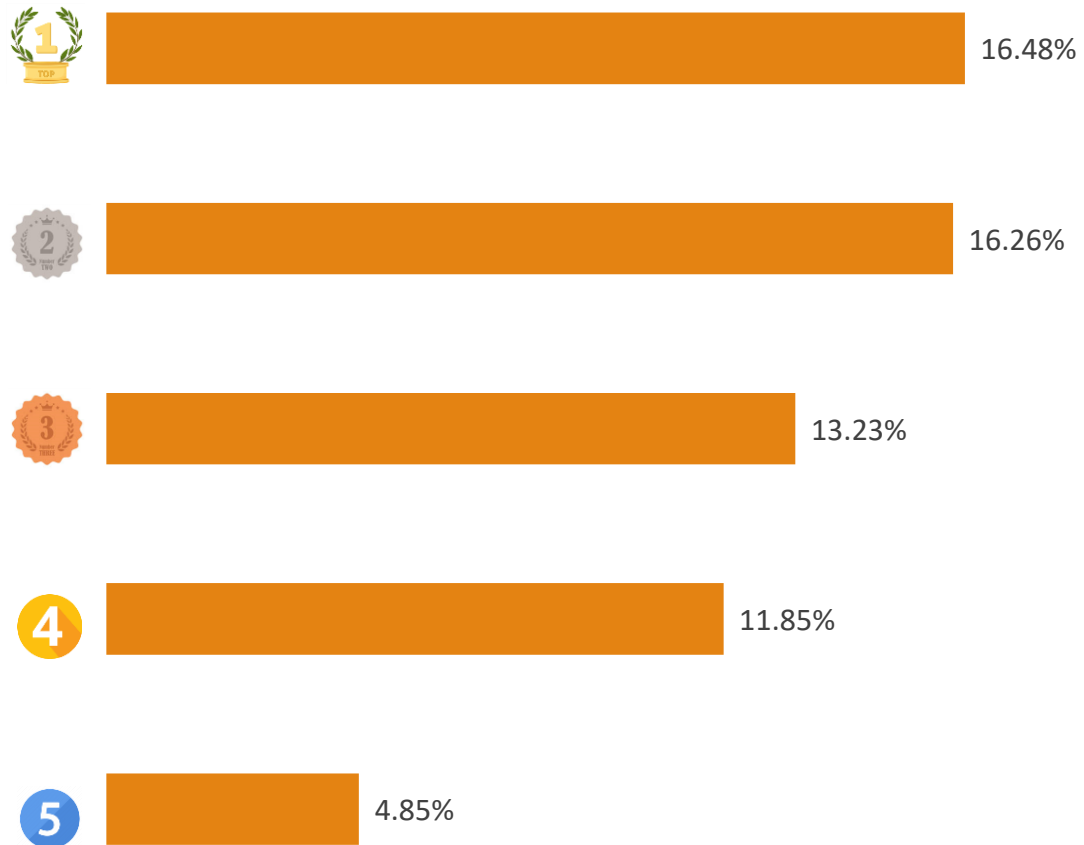
### Not roasted and not decaffeinated Coffee

The average export price in Mar-2023 is **2.173USD/tons**; **increases 5.7%** compared to the previous month; and **decreases 3.1%** compared to the same month of 2022.

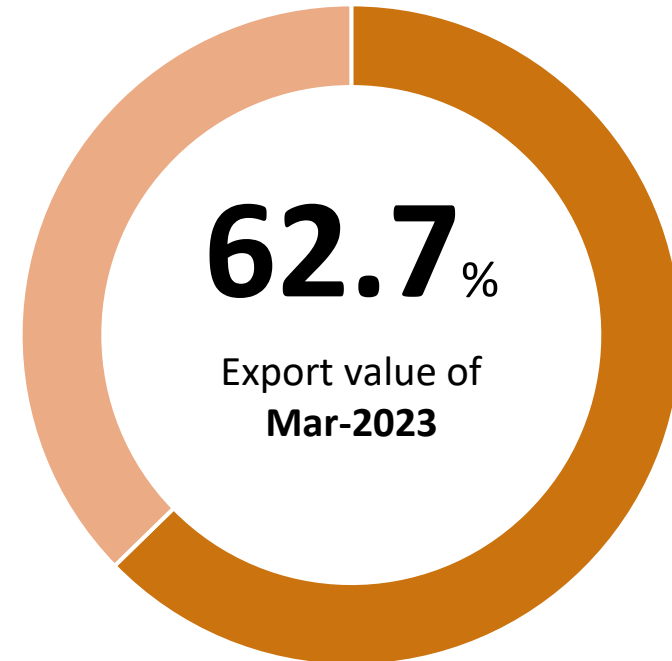


# COFFEE

## TOP 5 export enterprises by value Mar-2023



## Value ratio of TOP 5 export enterprises to Korea, Mar-2023





01

The Korea Trade-Investment Promotion Agency has reported that the European Union has issued a new regulation prohibiting the import of certain products such as coffee, rubber, and others that are linked to deforestation. This move is expected to impact the export companies in Korea, as importers from the region will now have to verify the origin of the products they are importing. In response, the Korea Ministry of Trade, Industry and Energy has set up an "EU Trade Pending Task Force" with representation from the government, industry, academia, and local authorities. The aim of the task force is to assess the impact of the new regulation, engage in consultations with the EU, improve the system, and provide support to companies in order to enhance their resilience.

*Source: Ekoreanews(4/2023)*

02

According to Euromonitor, Korea has become the world's largest coffee consuming market with a market size of about \$43.261 billion. Coffee is also the drink that Koreans buy the most at convenience stores and hypermarkets, more than other drinks such as cider, soda and Coca Cola. In 2021, the total value of Korea's beverage market will reach about 9.6 trillion won (\$7.2 billion), of which coffee accounts for 32.52%, significantly outstripping carbonated drinks (23.96%).

*Source: Magazine Hankyung(4/2023)*



# FRUITS & VEGETABLES (EXPORT)

## Export value to Korea, Mar-2023



## Export results to Korea, Mar-2023

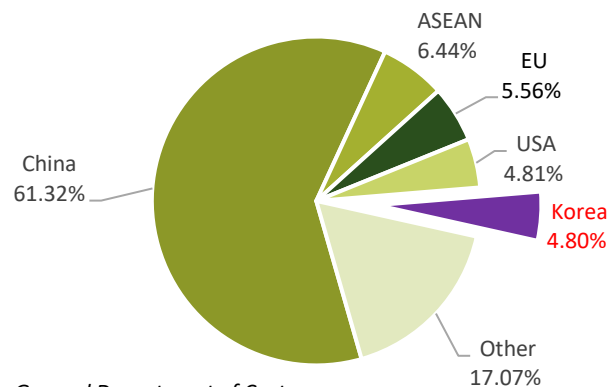
### VALUE



**20.0**  
mil.USD

- ↗ Increase **18.3%** compared to Feb-2023
- ↗ Increase **14.1%** compared to Mar-2022
- ↑ **4.98 mil.USD** more than the monthly average rate in 2022
- \* Accumulated 3 months of 2023 reaches **46.97 mil.USD**, **26.0%** of total 2022

## Percentage of export value to Korea, Mar-2023

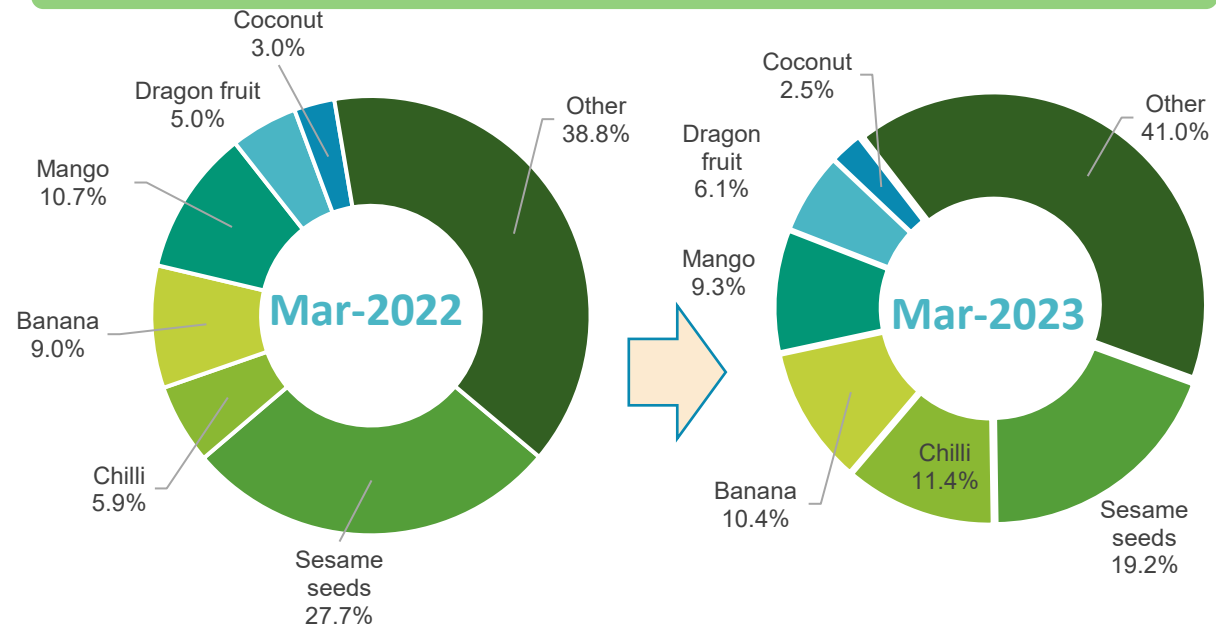


## Changes in percentage of export value to Korea, Mar-2023



# FRUITS & VEGETABLES (EXPORT)

## Structure of exports by products to Korea, Mar-2023



### Banana

Value: **2.1** mil.USD  
 Increase **60.8%** compared to Feb-2023  
 Increase **31.9%** compared to Mar-2022



### Mango

Value: **1.9** mil.USD  
 Increase **36.6%** so compared to Feb-2023  
 Decrease **1.1%** compared to Mar-2022

## Export results to Korea, Mar-2023



### Sesame seeds

Value: **3.9** mil.USD  
 Increase **27.9%** compared to Feb-2023  
 Decrease **20.7%** compared to Mar-2022



### Chilli

Value: **2.3** mil.USD  
 Increase **40.3%** compared to Feb-2023  
 Increase **121.3%** compared to Mar-2022



### Dragon fruit

Value: **1.2** mil.USD  
 Increase **18.2%** so compared to Feb-2023  
 Increase **41.4%** compared to Mar-2022



### Coconut

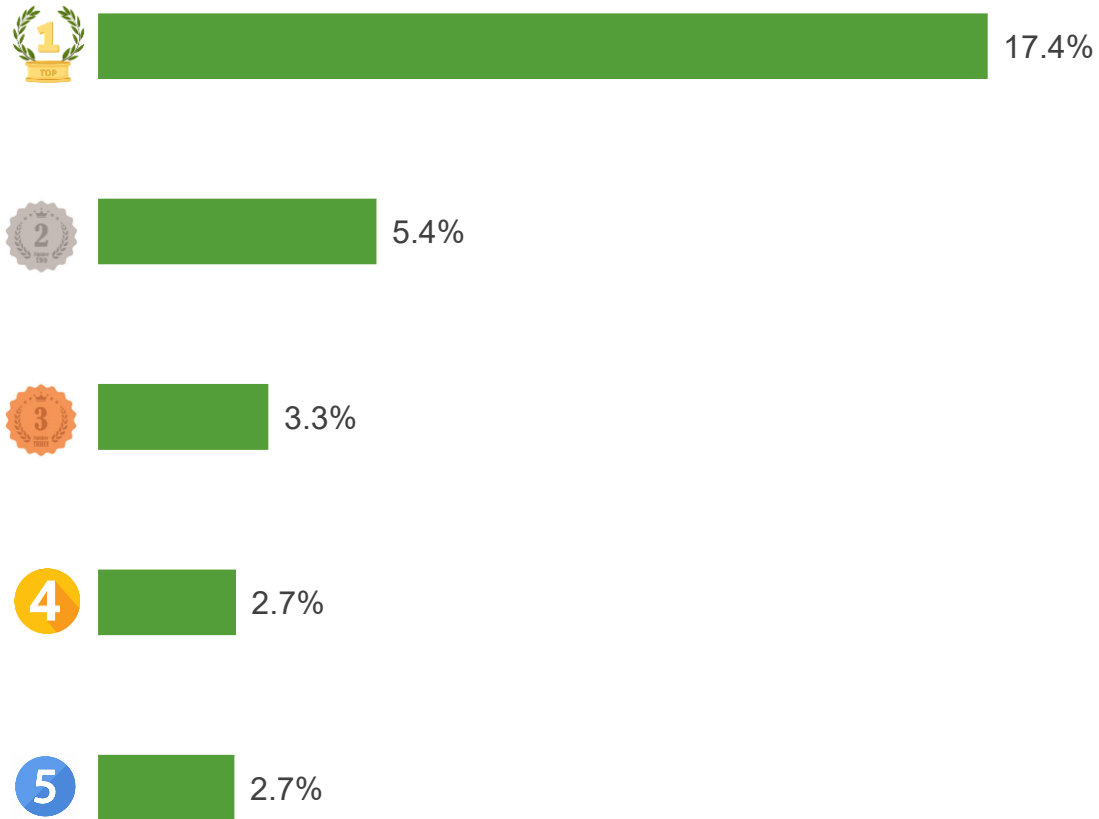
Value: **0.5** mil.USD  
 Increase **83.6%** compared to Feb-2023  
 Decrease **5.4%** compared to Mar-2022



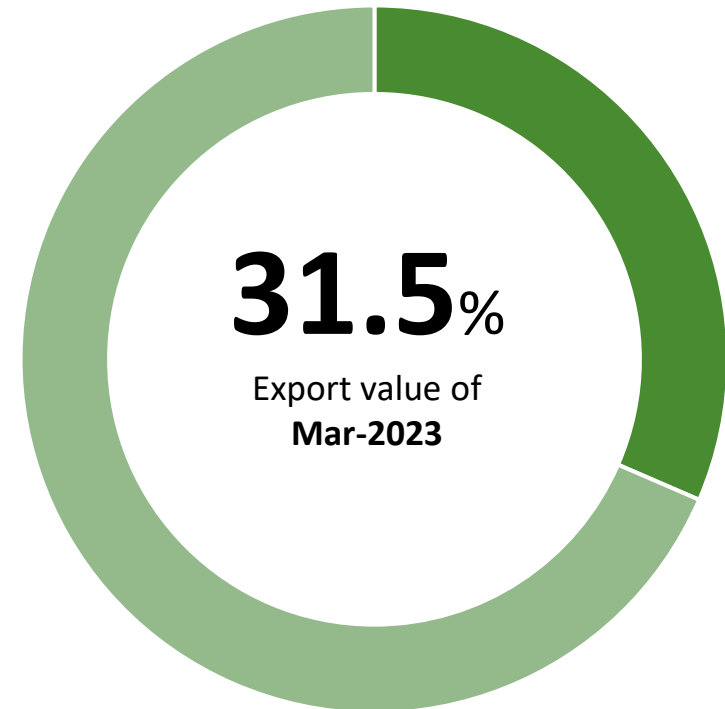


# FRUITS & VEGETABLES (EXPORT)

TOP 5 export enterprises by value, Mar-2023



Value ratio of TOP 5 export enterprises to Korea, Mar-2023





# FRUITS & VEGETABLES (IMPORT)

## Import value from Korea, Mar-2023



## Import results from Korea, Mar-2023

### VALUE



# 6.8

mil.USD

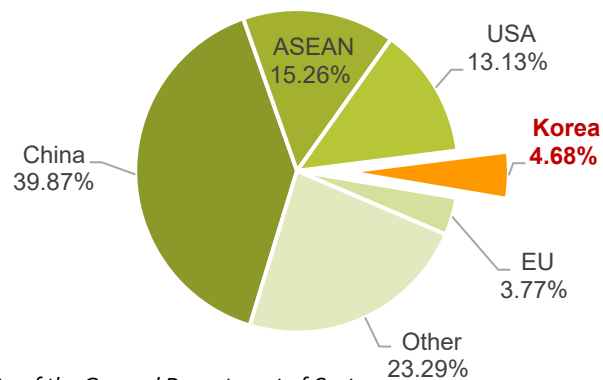
↗ Increase **35.6%** compared to Feb-2023

↗ Increase **4.2%** compared to Mar-2022

↑ **1.6 mil.USD** more than the monthly average rate in 2022

\* Accumulated 3 months of 2023 reaches **17.9 mil.USD**, **28.8%** of total 2022

## Percentage of import value from Korea, Mar-2023



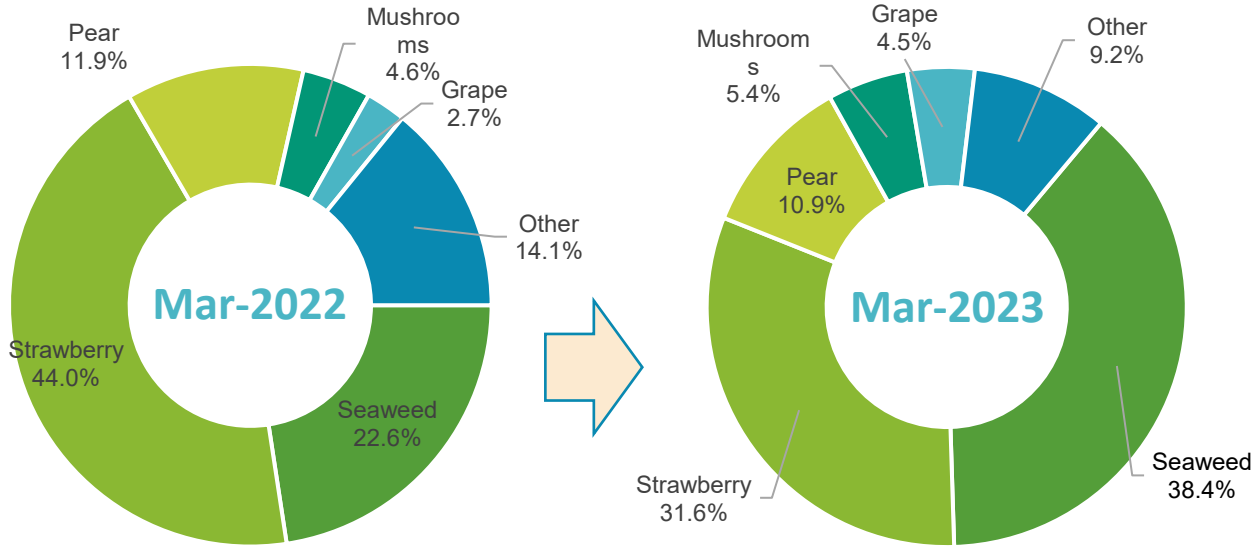
## Changes in percentage of import value from Korea, Mar-2023





# FRUITS & VEGETABLES (IMPORT)

## Structure of imports by products from Korea, Mar-2023



## Import results from Korea, Mar-2023



### Seaweed

Value: **2.6** mil.USD

Increase **90.0%** compared to Feb-2023

Increase **77.2%** compared to Mar-2022



### Strawberry

Value: **2.1** mil.USD

Increase **7.0%** compared to Feb-2023

Decrease **25.3%** compared to Mar-2022



### Pear

Value: **0.7** mil.USD

Increase **62.9%** compared to Feb-2023

Decrease **5.1%** compared to Mar-2022



### Mushrooms

Value: **0.4** mil.USD

Increase **129.6%** compared to Feb-2023

Increase **22.4%** compared to Mar-2022



### Grape

Value: **0.3** mil.USD

Decrease **41.4%** compared to Feb-2023

Increase **76.2%** compared to Mar-2022

# FRUITS & VEGETABLES



## SPOTLIGHTS

01

As per the Korea International Trade Association, mango imports (HS code 08045020) for the first three months of 2023 stood at 8,000 tons, with a value of 83.6 million USD. This was an 18% increase in volume and a 19% increase in value when compared to the same period in 2022. The average price of imported mangoes during the first quarter of 2023 was more than 4,500 USD per ton, which was a slight increase of 1.2% when compared to the same period in 2022. The top three countries supplying mangoes to Korea are Peru, Thailand, and Vietnam.

*Source: Nongnghiep.vn*

02

Korea vegetable prices in April increased by 7.1% compared to the same period last year. In which, broccoli increased 28%, cabbage increased 13.5% and potatoes increased 12.5%.

*Source: koreajoongangdaily*

03

Korea will support durian farmers in Davao City (Philippines) to improve production, increase production and ensure sustainability and provide training on value chains to prepare for export to Korea Country. The project has an initial budget of 1.3 mil.USD for three years and can be extended.

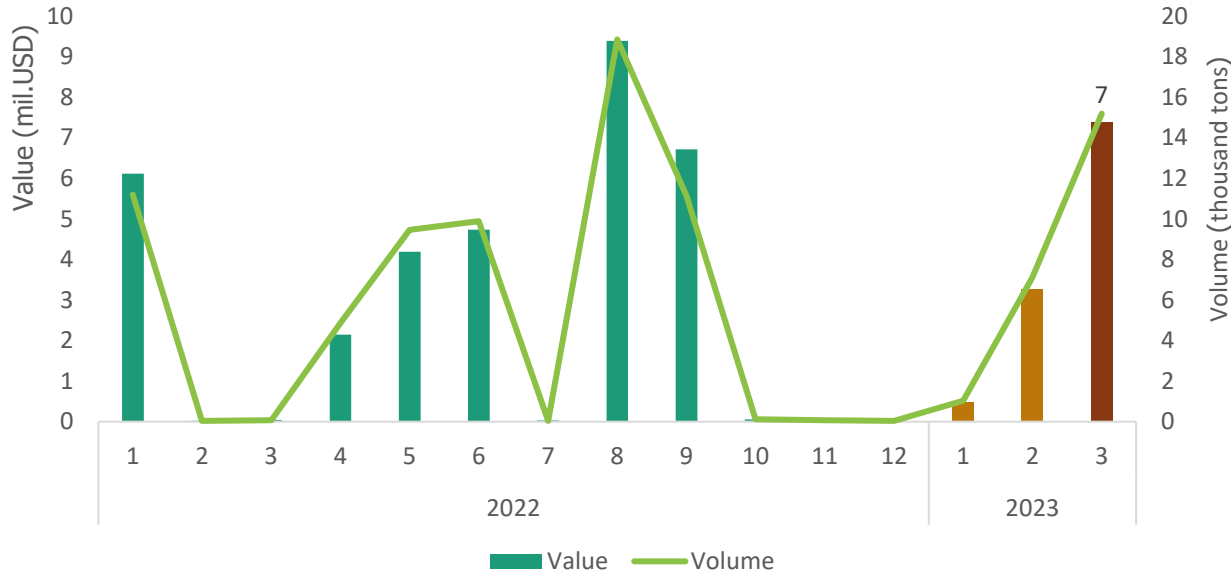
*Source: bworldonline.com*





# RICE

## Export volume and value to Korea, Mar-2022



## Export results to Korea, Mar-2022

**VALUE**  
**7.38** mil.USD

↗ Increase **125%** compared to Feb-2023

↗ Increase **171 times** compared to Mar-2022

↑ **4.6 mil.USD** more than the monthly average rate in 2022

\* Accumulated 3 months of 2023 reaches 11.1 mil.USD, **33.2%** of total 2022

**VOLUME**  
**15.2** thousand tons

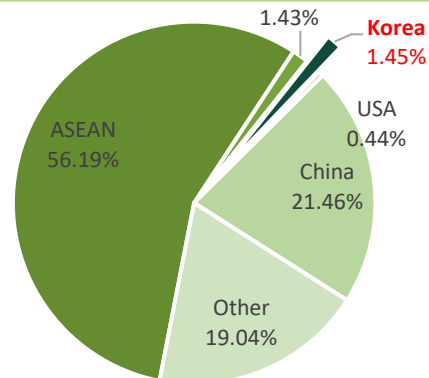
↗ Increase **114%** compared to Feb-2023

↗ Increase **223 times** compared to Mar-2022

↑ **9.705 tons** more than the monthly average rate in 2022

\* Accumulated 3 months of 2023 reaches 23.3 thousand tons, **35.5%** of total 2022

## Percentage of export value to Korea, Mar-2022



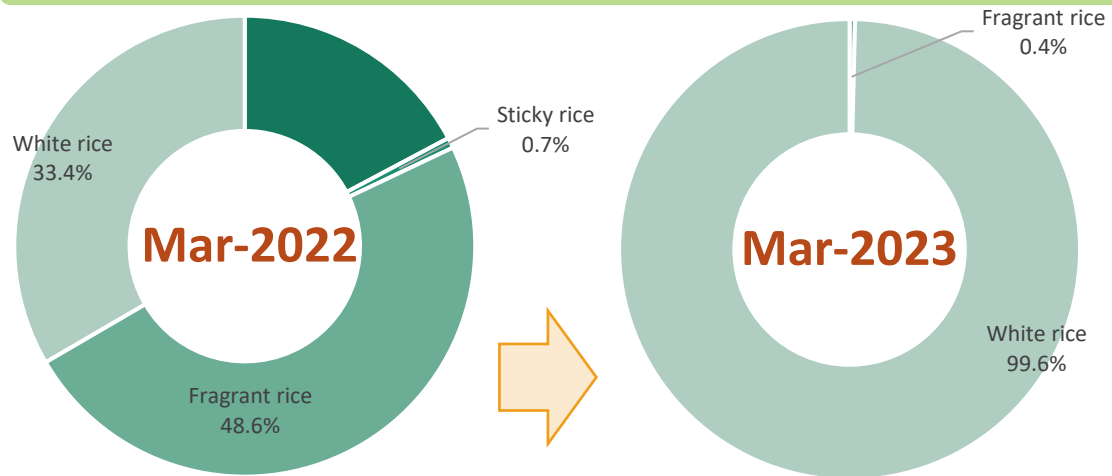
## Changes in percentage of export value to Korea, Mar-2022



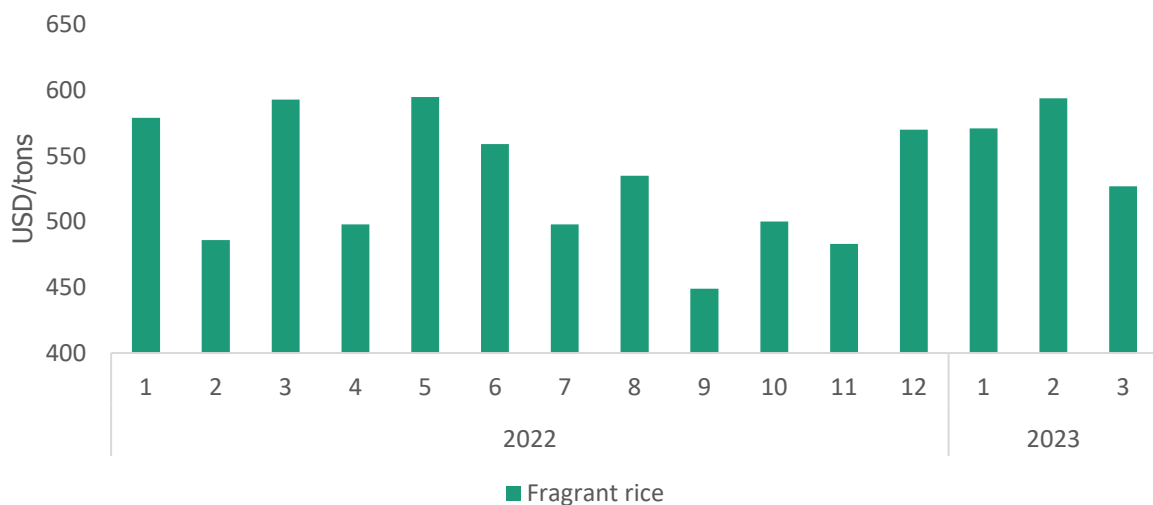


# RICE

## Structure of exports by products to Korea



## Average export rice price to Korea, Mar-2023



## Export results to Korea, Mar-2023



### White rice

Value: **7.347.339** USD

Increase **512%** compared to Feb-2023

Increase **127%** compared to Mar-2022



### Fragrant rice

Value: **27.599** USD

Increase **32%** compared to Feb-2023

Decrease **8%** compared to Mar-2022



### Sticky rice

Value: **769** USD

Increase **145%** compared to Feb-2023

Increase **19%** compared to Mar-2022

### Fragrant rice

The average export price in Mar-2023 is **527** USD/tons; **decreases 11%** compared to the previous month; and **decreases 11%** compared to the same month of 2022.



# RICE

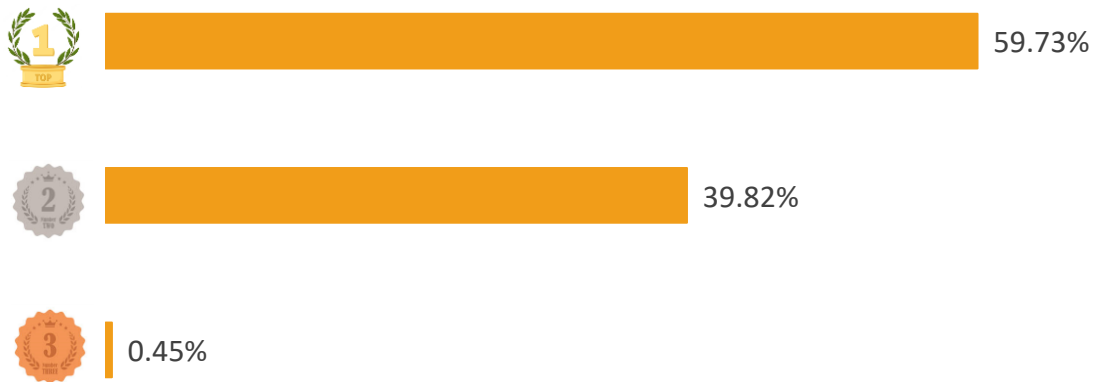
## TOP 3 export enterprises by value to Korea, Mar-2023



## Value ratio of TOP 3 export enterprises to Korea, Mar-2023



## TOP 3 export enterprises by volume to Korea, Mar-2023



## Volume ratio of TOP 3 export enterprises to Korea, Mar-2023





# RICE



## SPOTLIGHTS

Korea decided to support 50.000 tons of rice to 6 countries affected by poverty and food shortages including Yemen, Ethiopia, Kenya, Uganda, Syria and Afghanistan.

*Source: Yonhap*







# PEPPER

## Export volume and value to Korea, Mar-2023



## Export results to Korea, Mar-2023

**VALUE**  
**1.088** mil.USD

↘ Decrease **3.7%** compared to Feb-2023

↘ Decrease **77.2%** compared to Mar-2022

↓ **1.11 mil.USD** less than the monthly average rate in 2022

\* Accumulated 3 months of 2023 reaches 3.25 mil.USD, **12.3%** of total 2022

**VOLUME**  
**263** tons

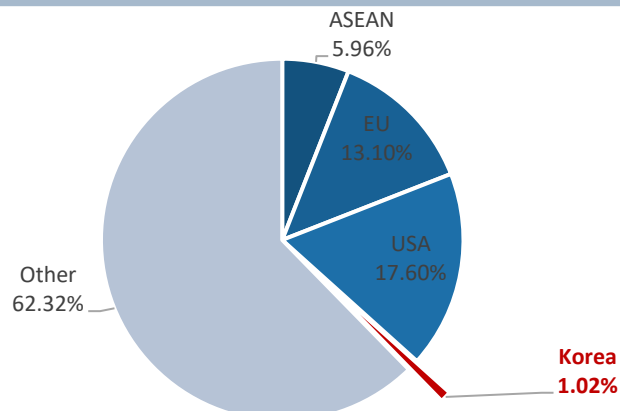
↘ Decrease **5.1%** compared to Feb-2023

↘ Decrease **74.9%** compared to Mar-2022

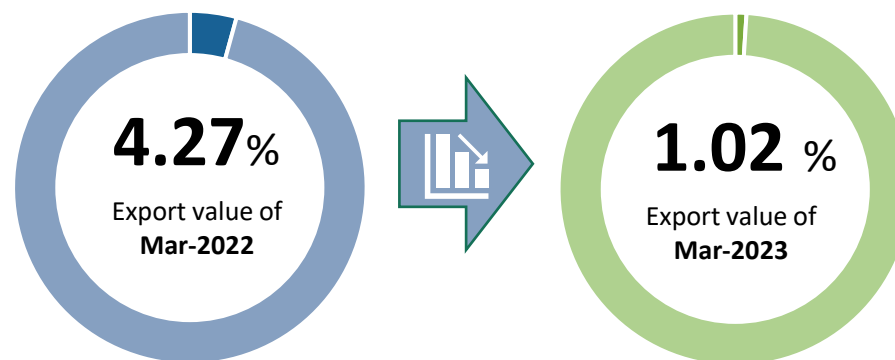
↓ **234 tons** less than the monthly average rate in 2022

\* Accumulated 3 months of 2023 reaches 775 tons, **13%** of total 2022

## Percentage of export value to Korea, Mar-2023



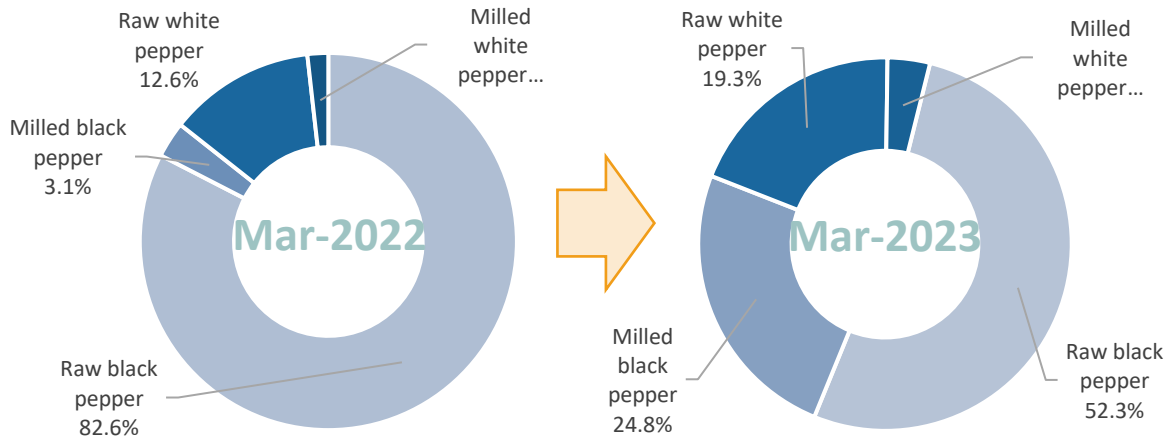
## Changes in percentage of export value to Korea



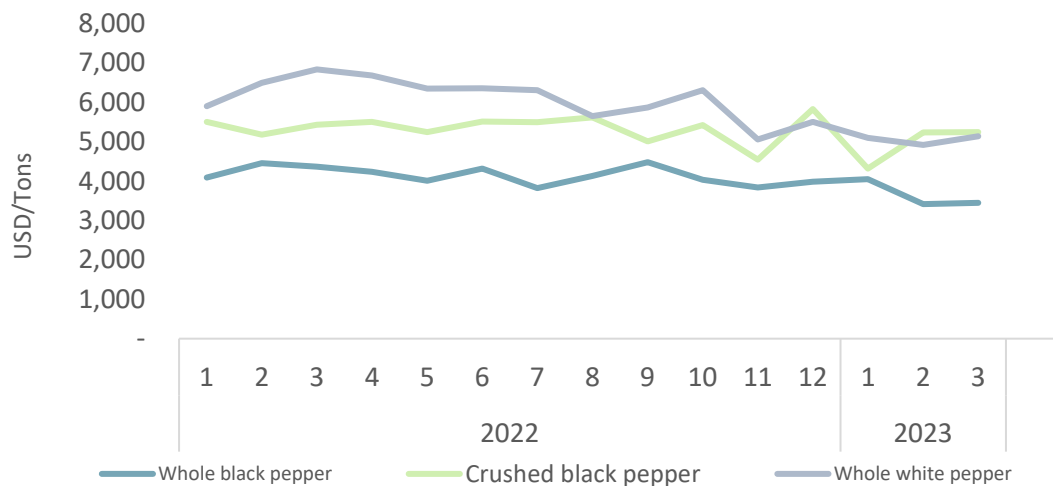


# PEPPER

## Structure of exports by products to Korea



## Average export pepper price to Korea



## Export results to Korea, Mar-2023



### Raw black pepper

Value: **573** thousand USD  
 Decrease **6.24%** compared to Feb-2023  
 Decrease **85.45%** compared to Mar-2022



### Milled black pepper

Value: **273** thousand USD  
 Decrease **5.57%** compared to Feb-2023  
 Increase **86.29%** compared to Mar-2022



### Raw white pepper

Value: **206** thousand USD  
 Increase **59.47%** compared to Feb-2023  
 Decrease **65.67%** compared to Mar-2022



### Milled white pepper

Value: **36** thousand USD  
 Decrease **62.13%** compared to Feb-2023  
 Decrease **57.72%** compared to Mar-2022

### Raw black pepper

The average export price in Mar-2023 is **3.450** USD/tons; **increases 1%** compared to the previous month; and **decreases 21%** compared to the same month of 2022.

### Raw white pepper

The average export price in Mar-2023 is **5.135** USD/tons; **increases 4.4%** compared to the previous month; and **decreases 24.8%** compared to the same month of 2022.

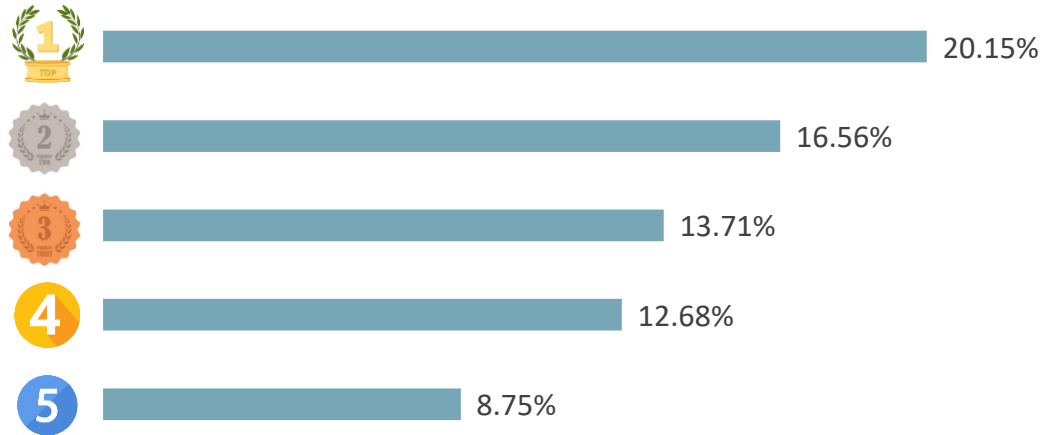
### Milled white pepper

The average export price in Mar-2023 is **5.784** USD/tons; **increases 11.5%** compared to the previous month; and **increases 2.4%** compared to the same month of 2022.

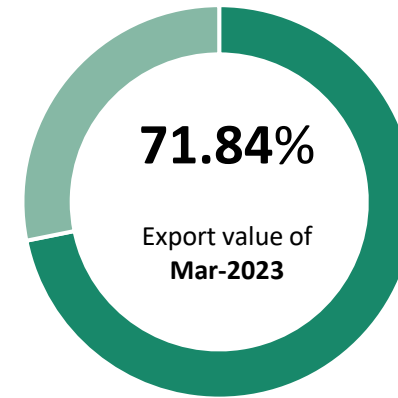


# PEPPER

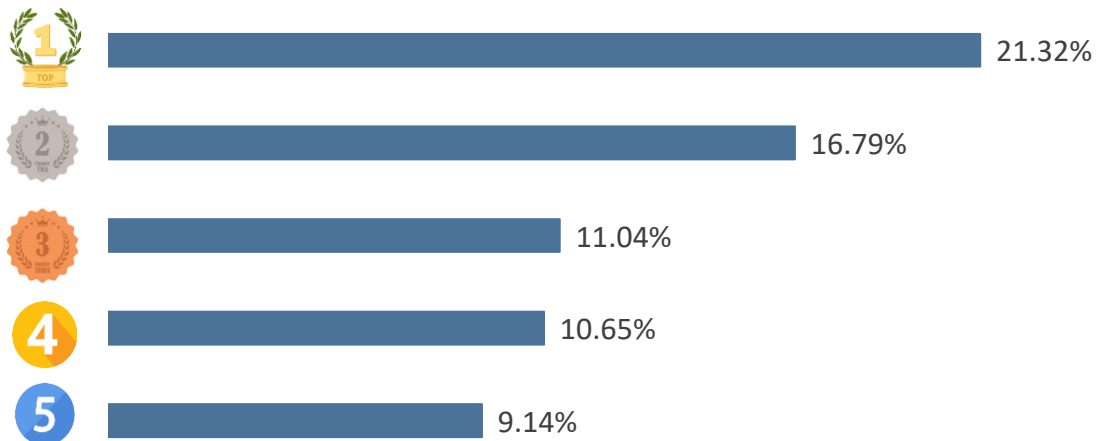
## TOP 5 export enterprises by value Mar-2023



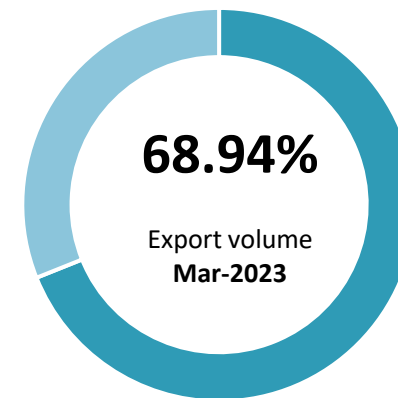
## Value ratio of TOP 5 export enterprises to Korea



## TOP 5 export enterprises by volume, Mar-2023



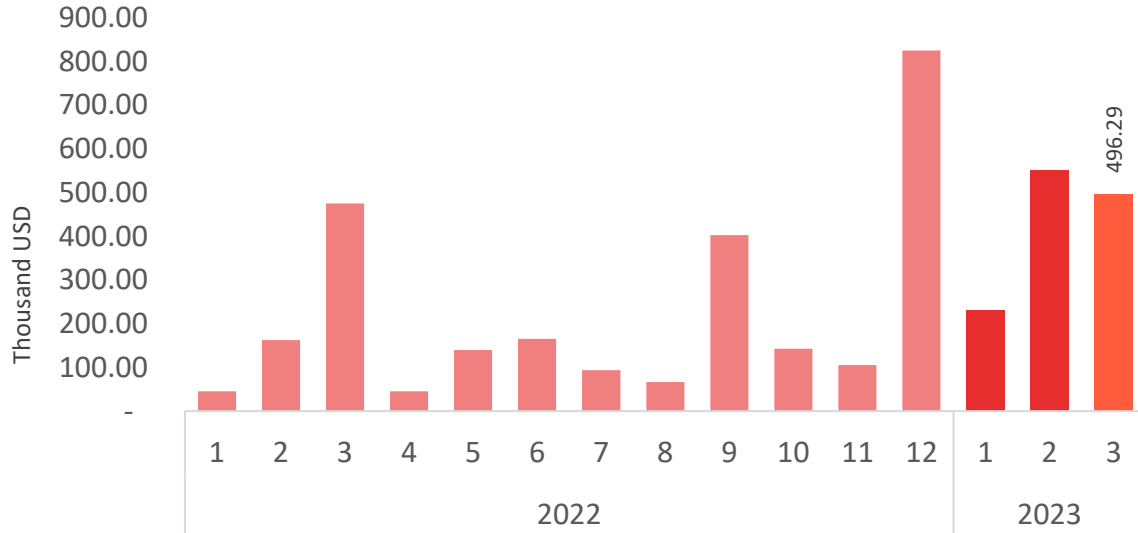
## Volume ratio of TOP 5 export enterprises to Korea



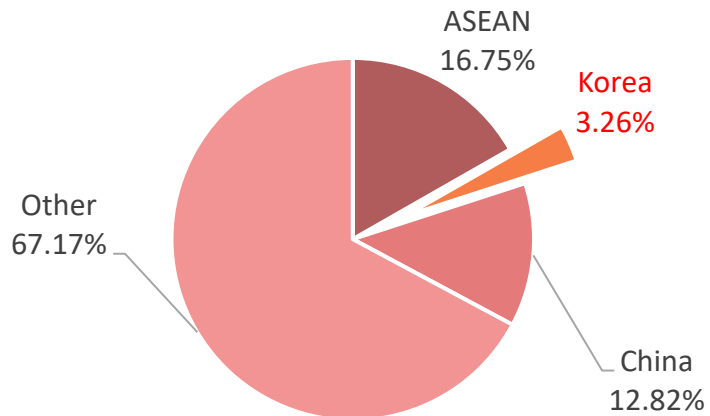


# MEAT & MEAT PRODUCTS (EXPORT)

## Export value to Korea, Mar-2023



## Percentage of export value to Korea, Mar-2023



## Export results to Korea, Mar-2023

### VALUE



**496.3**  
thousand USD

↘ Decrease **9.9%** compared to Feb-2023

↗ Increase **4.4%** compared to Mar-2022

↑ **273.5 thousand USD** more than the monthly average rate in 2022

\* Accumulated 3 months of 2023 reaches **1.278 mil.USD, 48%** of total 2022

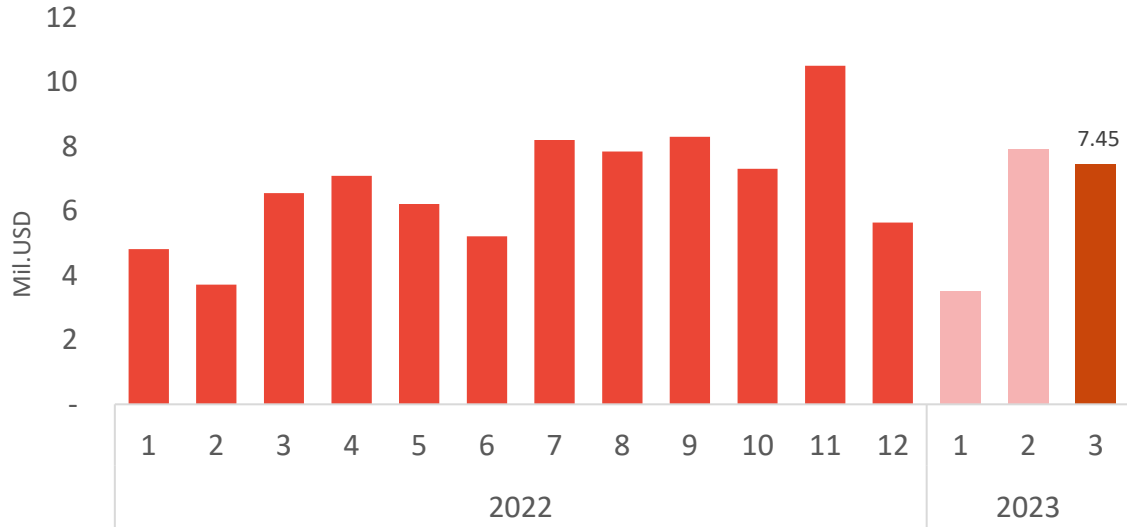
## Changes in percentage of export value to Korea






# MEAT & MEAT PRODUCTS (IMPORT)

Import value from Korea, Mar-2023



Import results from Korea, Mar-2023



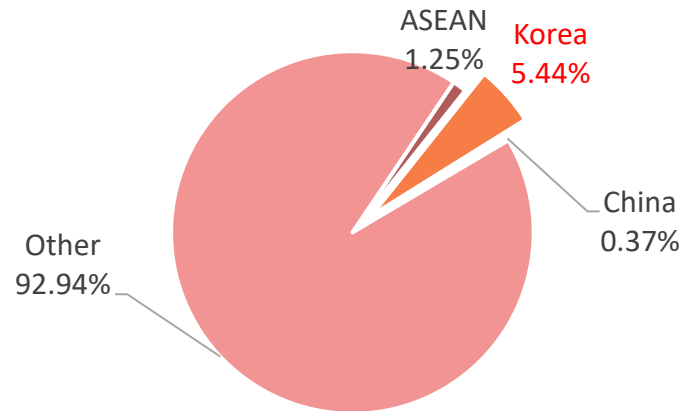
## 7.453

Mil.USD

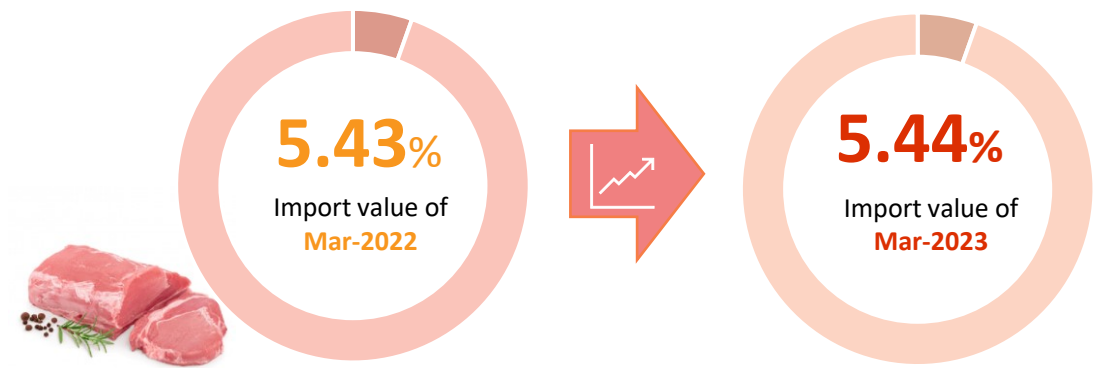
**VALUE**

- ↘ Decrease **5.7%** compared to Feb-2023
- ↗ Increase **13.7%** compared to Mar-2022
- ↑ **6.027 USD** more than the monthly average rate in 2022
- \* Accumulated 3 months of 2023 reaches **18.8 mil.USD, 23%** of total 2022

Percentage of import value from Korea, Mar-2023



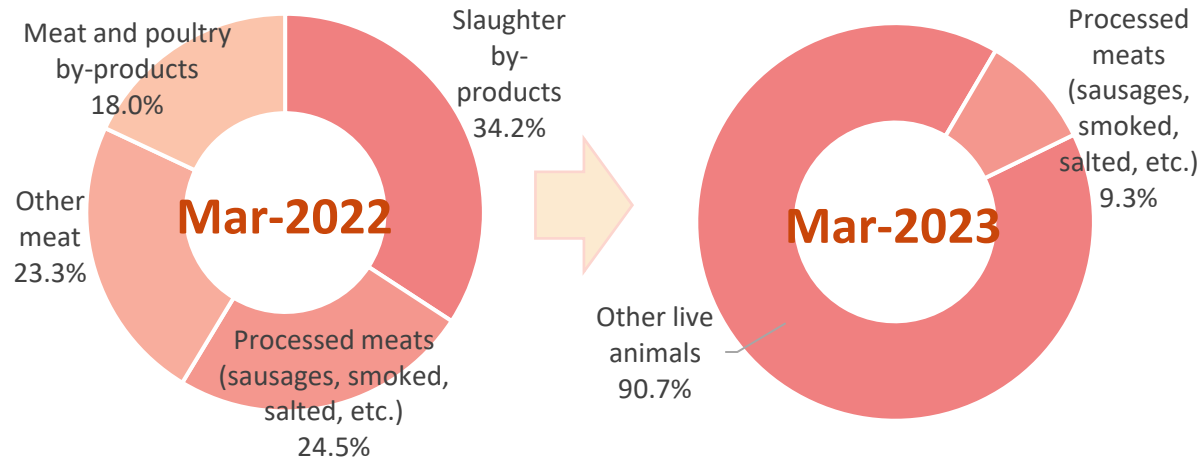
Changes in percentage of export value from Korea





# MEAT & MEAT PRODUCTS

## Structure of exports by products to Korea, Mar-2023



## Export results to Korea, Mar-2023



### Other live animals

Value: **450** thousand USD



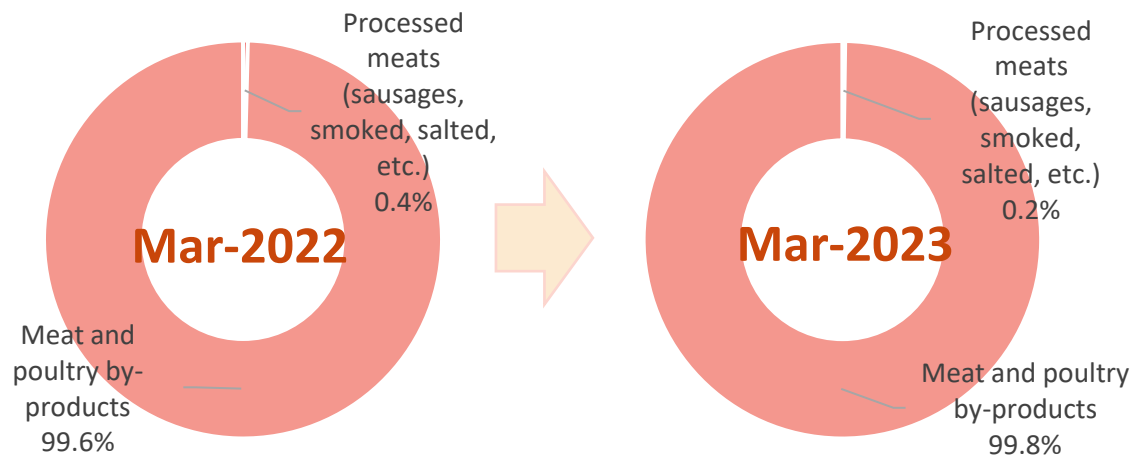
### Processed meat

Value: **46.3** thousand USD

Decrease **17%** compared to Feb-2023

Decrease **60.2%** compared to Mar-2022

## Structure of imports by products from Korea, Mar-2023



## Import results from Korea, Mar-2023



### Meats and poultry by-products

Value: **7.437** mil.USD

Decrease **5.7%** compared to Feb-2023

Increase **13.9%** compared to Mar-2022



### Processed meat

Value: **16.7** thousand USD

Increase **17.9%** compared to Feb-2023

Decrease **34.2%** compared to Mar-2022

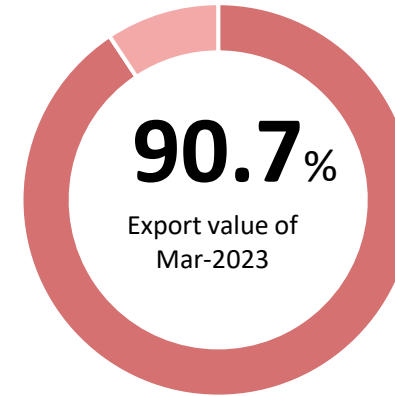


# MEAT & MEAT PRODUCTS

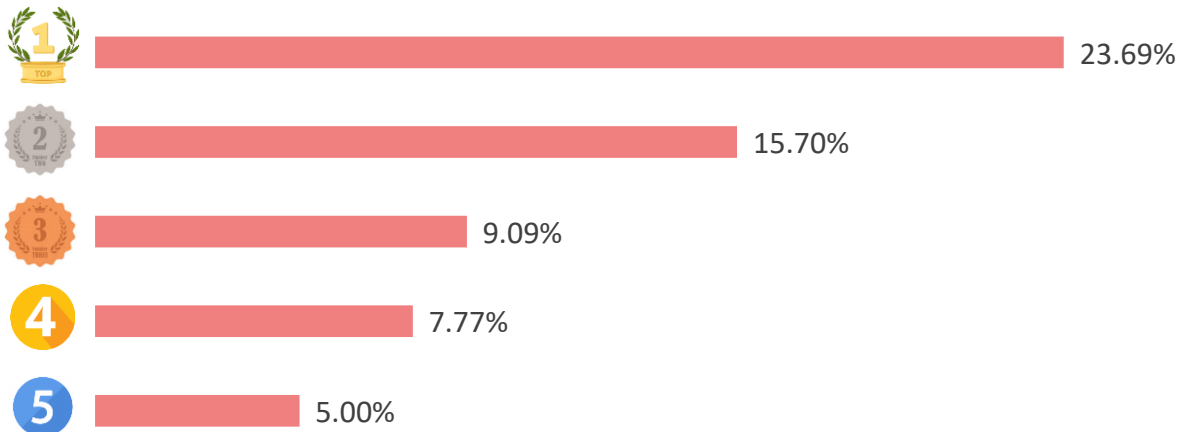
## TOP 5 export enterprises by value, Mar-2023



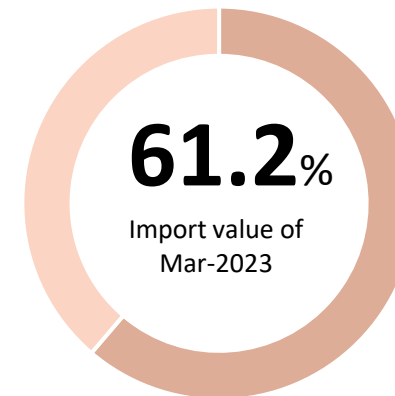
## Value ratio of TOP 5 export enterprises to Korea, Mar-2023



## TOP 5 import enterprises by value from Korea, Mar-2023



## Value ratio of TOP 5 import enterprises from Korea, Mar-2023





# MEAT & MEAT PRODUCTS

## SPOTLIGHTS



01


An outbreak of African swine fever (ASF) was confirmed in Pocheon, Gyeonggi-do starting at the end of March. As of April 13, 2023, a total of 3,038 pigs were infected in Korea.

*Source: .fao.org (4/2023)*

02

Korea's meat consumption in the past month has remained limited despite this being the time of the country's events and festivals. Demand for meat in all distribution channels also grew slowly. Frozen meat sales are also discussed due to events. Prices have ended and large quantities of expiring meat are dumped on the market.

*Source: vietnamnet.vn (4/2023)*







# CASSAVA & CASSAVA PRODUCTS

## Export volume and value to Korea, Mar-2023



## Export results to Korea, Mar-2023

**VALUE**

**12.1 mil.USD**

↗ Increase **290%** compared to Fed-2023

↘ Decrease **0.6%** compared to Mar-2022

↗ **7.62 mil.USD** more than the monthly average rate in 2022

\* Accumulated 3 months of 2023 reaches **16.5 mil.USD, 30.9%** of total 2022

**VOLUME**

**31.04 tons**

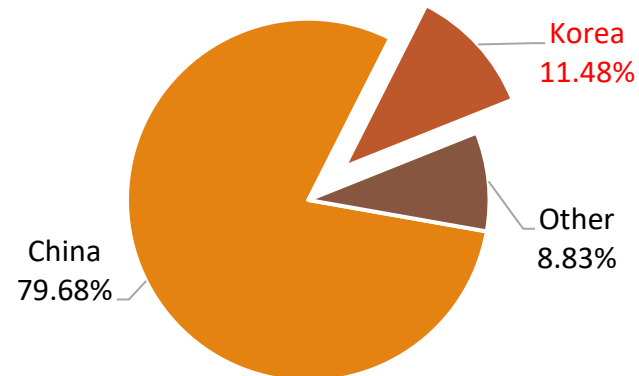
↗ Increase **300%** compared to Fed-2023

↘ Decrease **7.7%** compared to Mar-2022

↗ **18.897 tons** more than the monthly average rate in 2022

\* Accumulated 3 months of 2023 reaches **42.1 tons, 28.9%** of total 2022

## Percentage of export value to Korea, Mar-2023



## Changes in percentage of export value to Korea

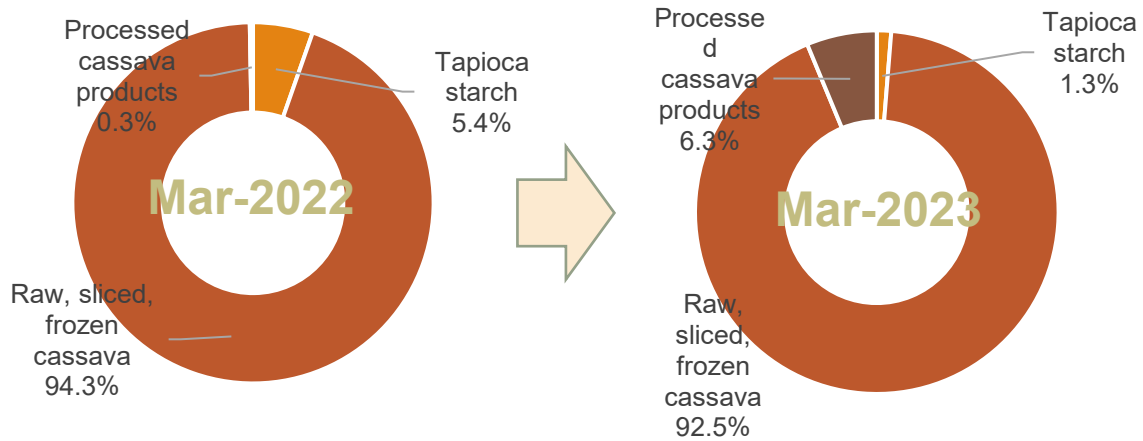


Source: Calculated from data of the General Department of Customs

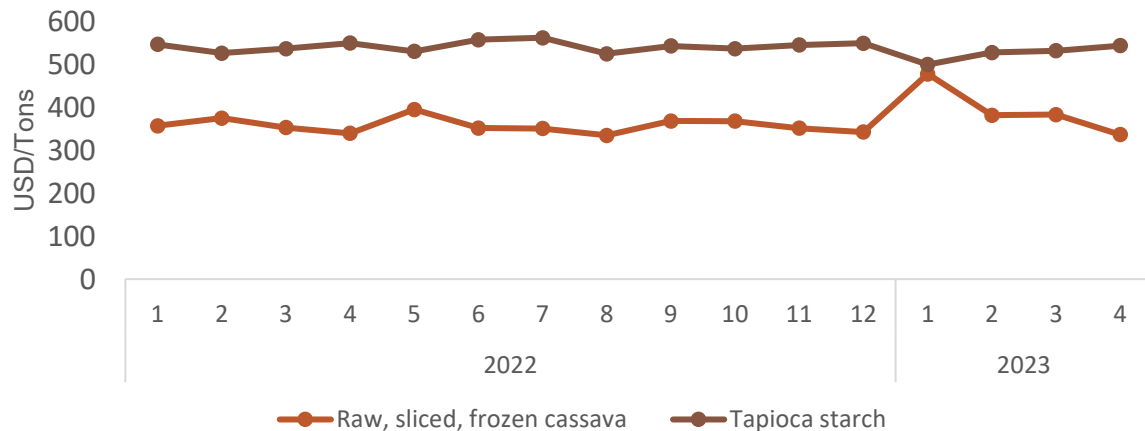


# CASSAVA & CASSAVA PRODUCTS

## Structure of exports by products to Korea, Mar-2023



## Average export price to Korea, Mar-2023



## Export results to Korea, Mar-2023



### Raw. sliced. frozen cassava

Value: **11.4** mil.USD

Increase **3.1 lần** compared to Fed-2023

Increase **1.4%** compared to Mar-2022



### Tapioca starch

Value: **648** thousand USD

Increase **1.4 lần** compared to Fed-2023

Increase **4.2%** compared to Mar-2022

### Raw. sliced. frozen cassava

The average export price in Mar-2023 is **383** USD/tons; **increases nhẹ 0.4%** compared to the previous month; and **increases 8.5%** compared to the same month of 2022.

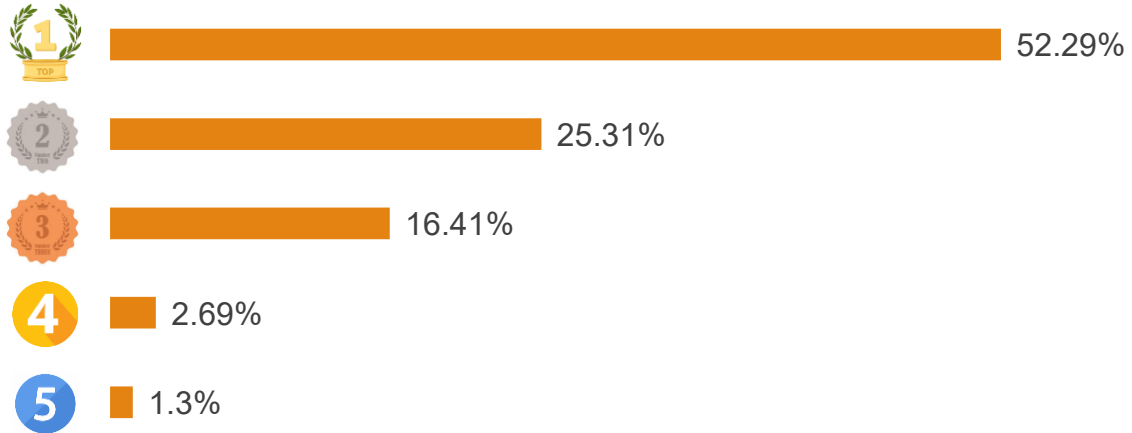
### Tapioca starch

The average export price in Mar-2023 is **531.6** USD/tons; **increases nhẹ 0.7%** compared to the previous month; and **decreases 0.97%** compared to the same month of 2022.

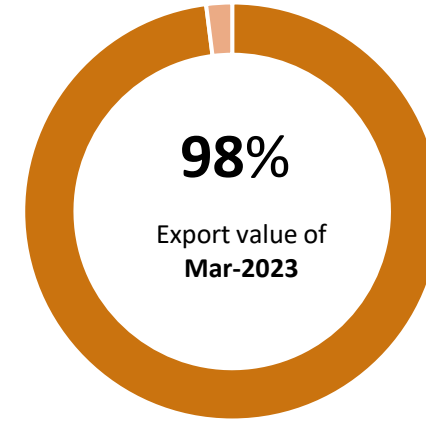


# CASSAVA & CASSAVA PRODUCTS

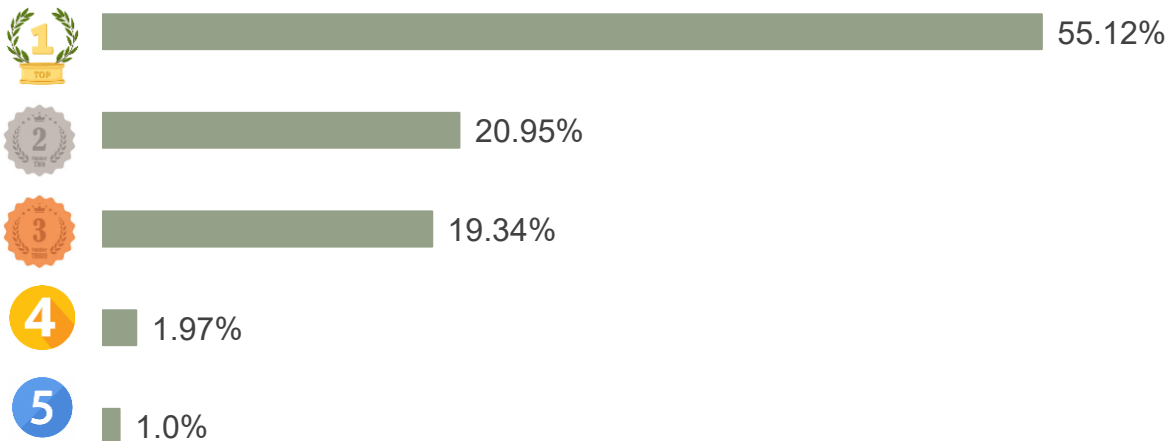
## TOP 5 export enterprises by value to Korea, Mar-2023



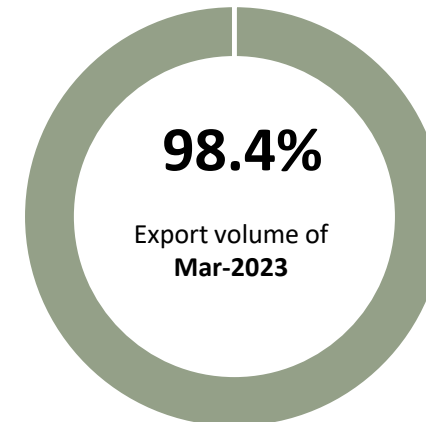
## Value ratio of TOP 5 export enterprises to Korea, Mar-2023



## TOP 5 export enterprises by volume to Korea, Mar-2023



## Volume ratio of TOP 5 export enterprises to Korea, Mar-2023



# CASSAVA & CASSAVA PRODUCTS



## SPOTLIGHTS

According to data from the General Department of Vietnam Customs. Korea is the second largest export market of Vietnam's cassava and cassava products (after China) with 11.058 tons, reaching 4.4 mil.USD 3 months of 2023

*Source: mekongasean.vn*

The market share of Vietnam's cassava and tapioca starch in Korea still accounts for a low proportion and tends to reflect. On the other hand, Vietnam is also under great competitive pressure from Thailand when this market almost occupies a unique position with the proportion of about 90% of Korea's imports of cassava and tapioca starch.

*Source: mekongasean.vn*



According to the International Coffee Organization (ICO), the global economic growth deceleration along with high inflation will hold back the world's coffee consumption demand, including South Korea's when the country's still struggling and instability during the first quarter of 2023.

## Coffee



The Import - Export Department (Ministry of Industry and Trade) said that there is still a lot of market space, which is an opportunity for mango exporters to boost exports to the Korea market in the coming time. Besides, the effective utilization of the Free Trade Agreements that Vietnam has signed with the Republic of Korea also brings positive results.

## Fruits & Vegetables



In the second quarter of 2023, the difficult economic situation will continue to cause seafood consumption in the Korea market. The economy has not recovered, causing consumers to tighten their spending and shift to consuming lower priced products. Therefore, Vietnam's seafood exports to this country face many challenges.

## Seafood



# Ipsard

## AGRO@INFO

Any comments. please send to:

**INFORMATION CENTER FOR AGRICULTURE AND RURAL DEVELOPMENT**  
INSTITUTE OF POLICY AND STRATEGY FOR AGRICULTURE AND RURAL  
DEVELOPMENT

Address: *16 Thuy Khue Street. Thuy Khue Wd.. Tay Ho Dist.. Hanoi*

Email: [thongtinhitruong@ipsard.gov.vn](mailto:thongtinhitruong@ipsard.gov.vn); [info@agro.gov.vn](mailto:info@agro.gov.vn)

Website: <http://agro.gov.vn/>

