

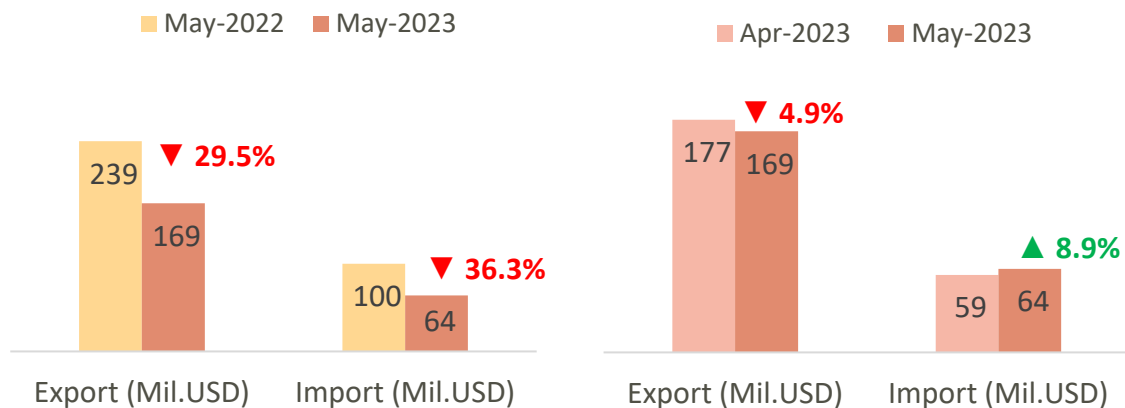
MONTHLY REPORT ON AGRI-PRODUCT EXPORT *FROM THE REPUBLIC OF KOREA* MARKET*



* in short called Korea

THE SITUATION OF AGRO-FORESTRY-FISHERY (AFF) PRODUCT EXPORT FROM VIETNAM TO THE KOREA IN **MAY-2023**

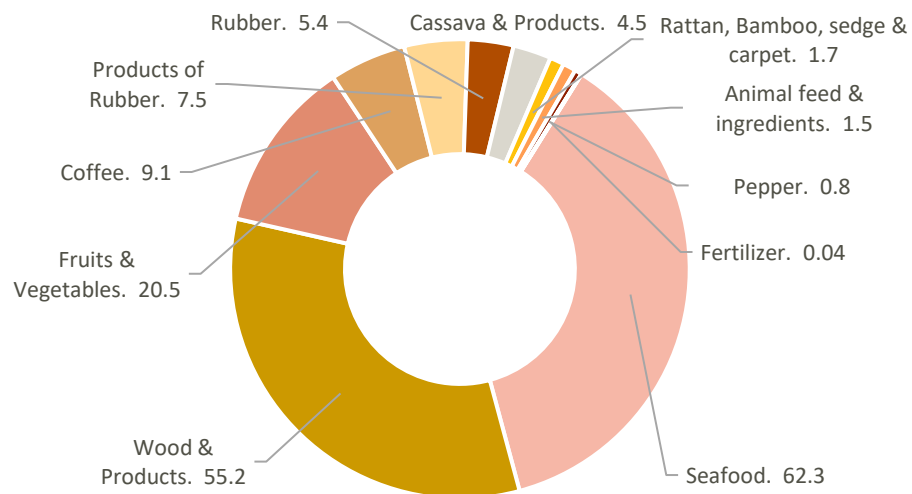
AFF product import-export turnover between Vietnam and Korea, May-2023



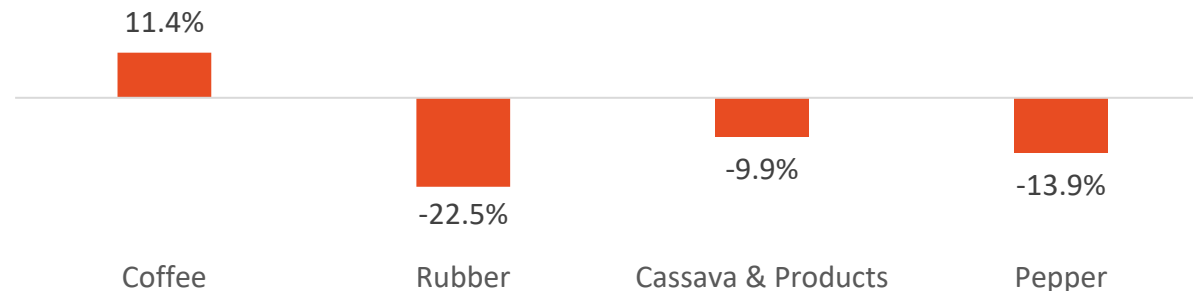
Changes in key AFF product export value to the Korea in May-2023 compared to May-2022



Key AFF product export value to Korea, May-2023



Changes in average export value of key AFF products to the Korea in May-2023 compared to May-2022





1 Korea put all efforts to boost exports

During the Export Investment Policy Conference on June 21, 2023, Deputy Prime Minister Choo Kyung-ho expressed that the Korean economy is currently experiencing a relatively stable period with regard to consumer prices and employment, and the market is on a path of recovery. In light of this, the government is committed to prioritizing and implementing measures to revitalize the country's economy in a swift and robust manner.

Minister Choo also said that private investment in the agricultural sector is in short supply, despite the recent application of information and communication technology, as well as the recent increase in value added. Accordingly, Korea will actively support by providing private businesses with 5.6 trillion won (\$4.33 billion) until 2027.

The government is expected to set up its own fund in the field of agricultural products with a scale of 300 billion won (US\$232.2 million) for the private sector, 1 trillion won (US\$774.1 million) for a public-private partnership fund, to invest in young farmers and start-ups. Besides, there is support for Nonghyup Bank to provide a loan of 4.3 trillion won (\$3.32 billion).

Source: Bnews.vn

2 Korea sharply reduced seafood imports from Japan

According to the Korean Customs Service data, the country's seafood imports from Japan fell 1.8 percent year-on-year in 2022 to \$14.06 million. In April 2023, seafood imports decreased by 26% year-on-year in volume and 9.7% in value. In May 2023, Korea imported 2,129 tons of seafood from Japan, down 30.6% from a year ago, amid concerns about plans to release radioactive water from nuclear power plants. Fukushima Daiichi to the sea.

Source: Bnews.vn





WOOD & WOODEN PRODUCTS

Export value to Korea



Export results to Korea, May-2023

VALUE

Decrease **16.3%** compared to Apr-2023

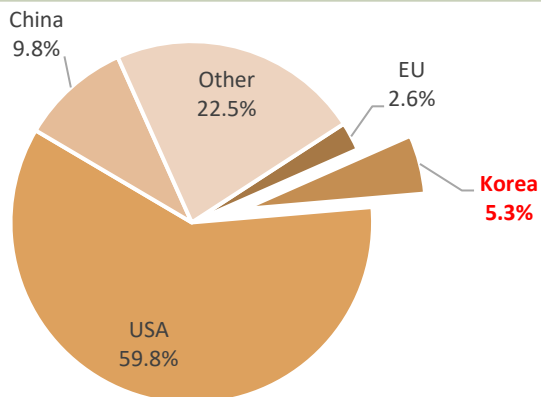
Decrease **41.4%** compared to May-2022

55
Mil.USD

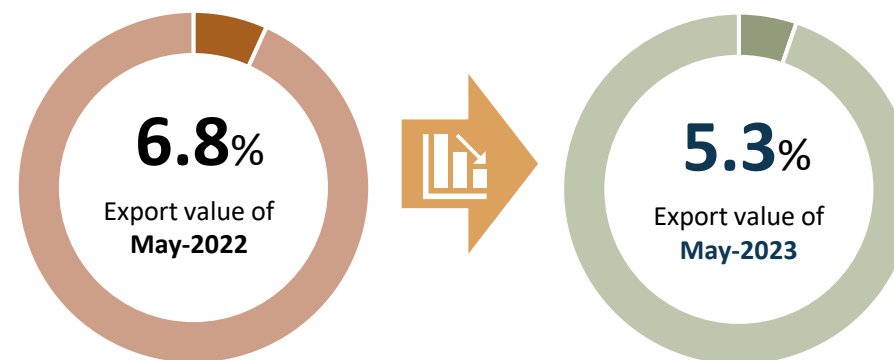
↓ **30 mil.USD** less than the monthly average rate in 2022

* Accumulated 5 months of 2023 reaches **328** mil.USD, **32.2%** of total 2022

Percentage of export value to Korea, May-2023



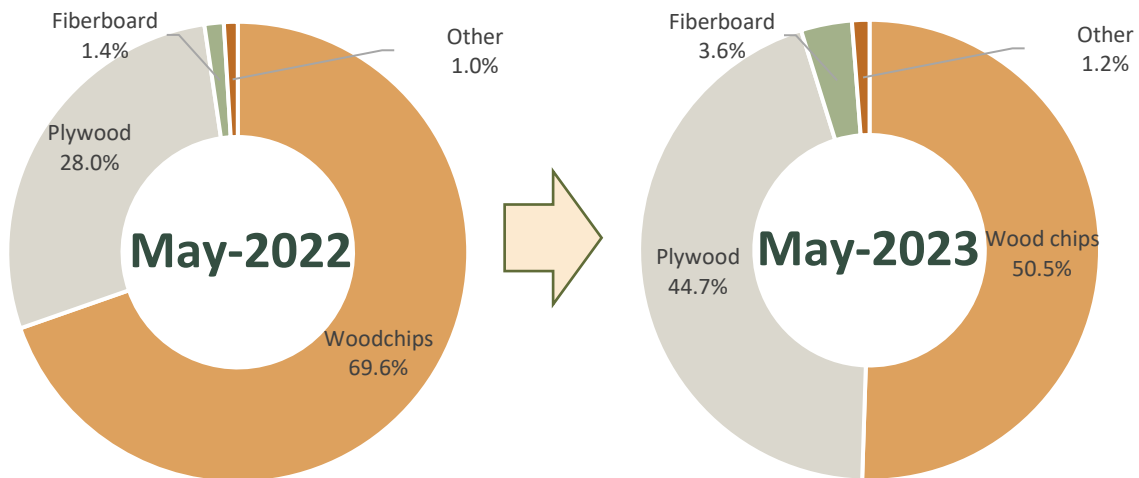
Changes in percentage of export results to Korea, May-2023





WOOD & WOODEN PRODUCTS

Structure of exports by products to Korea



Export results to Korea, May-2023



Woodchips

Value: **19.5** Mil.USD

Decrease **30%** compared to Apr-2023

Decrease **62%** compared to May-2022



Plywood

Value: **17.3** Mil.USD

Increase **8%** compared to Apr-2023

Decrease **16%** compared to May-2022



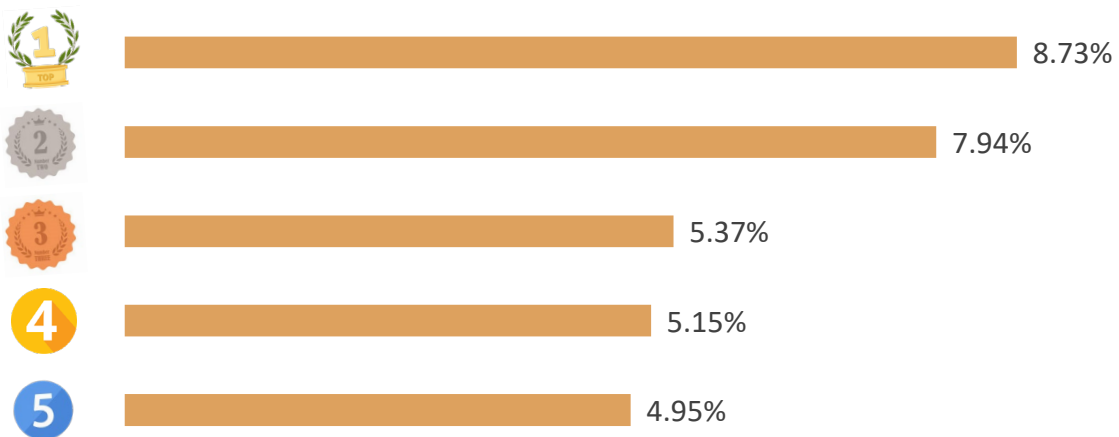
Fiberboard

Value: **1.4** Mil.USD

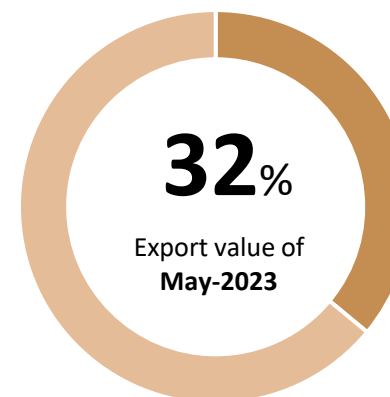
Increase **163%** compared to Apr-2023

Increase **40%** compared to May-2022

TOP 5 export enterprises by value, May-2023



Value ratio of TOP 5 export enterprises to Korea, May-2023





WOOD & WOODEN PRODUCTS

SPOTLIGHT

Accumulated in the first 6 months, Korea's imports of wood and wood products increased by 16.8% in volume over the same period last year. Imports of all commodities except plywood, charcoal, flooring, construction furniture and wooden frames increased significantly.

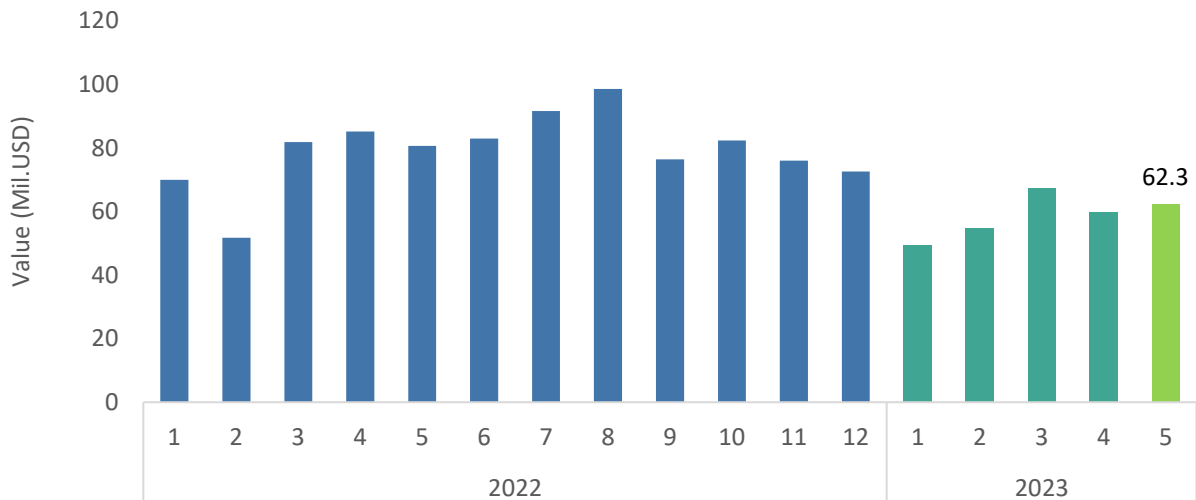
Source: WoodKorea



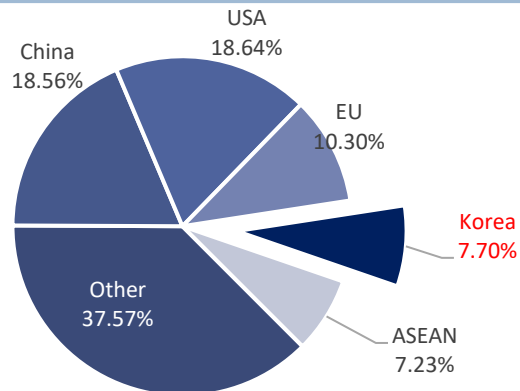


SEAFOOD

Export value to Korea



Percentage of export value to Korea, May-2023



Export results to Korea, May-2023

VALUE

\$

62.3
Mil.USD

- ↗ Increase **11.4%** compared to Apr-2023
- ↘ Decrease **22.8%** compared to May-2022
- ↘ **16.7 mil.USD** less than the monthly average rate in 2022
- » Accumulated 5 months of 2023 reaches **293.6 mil.USD**, **30.9%** of total 2022

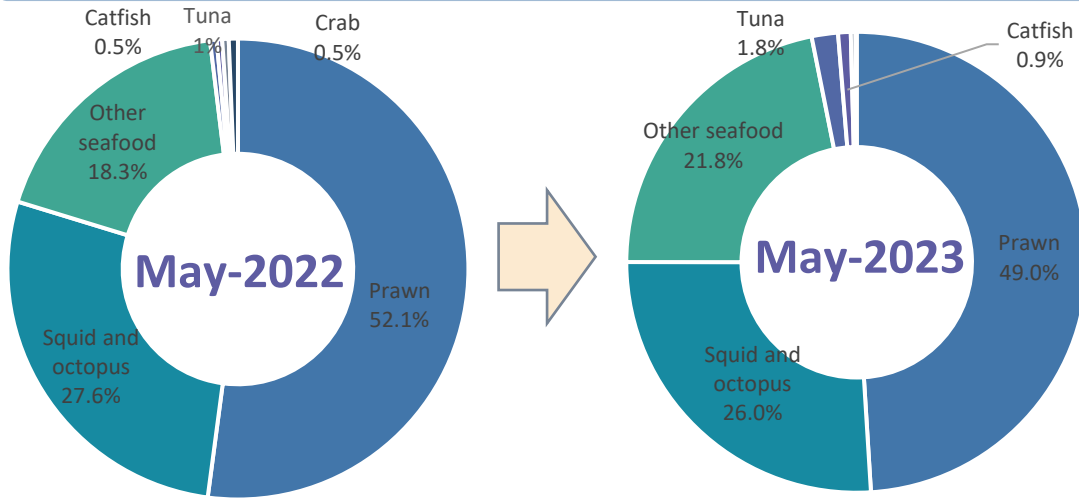
Changes in percentage of export results to Korea, May-2023



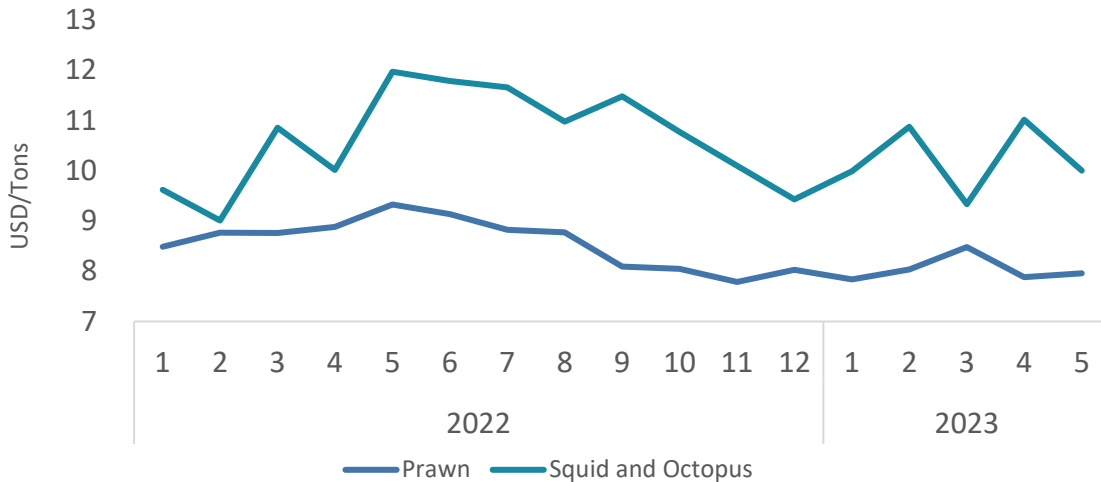


SEAFOOD

Structure of exports by products to Korea



Average export price to Korea



Export results to Korea, May-2023



Prawn

Value: **30.5** Mil.USD

Increase **12.4%** compared to Apr-2023

Decrease **27.5%** compared to May-2022



Squid and Octopus

Value: **16.2** Mil.USD

Decrease **2.2%** compared to Apr-2023

Decrease **27.5%** compared to May-2022



Tuna

Value: **1.1** Mil.USD

Increase **21.8%** compared to Apr-2023

Increase **122.6%** compared to May-2022

Prawn

The average export price in May-2023 is **8.0** USD/kg; **increase 0.9%** compared to the previous month; and **decrease 14.7%** compared to the same month of 2022.

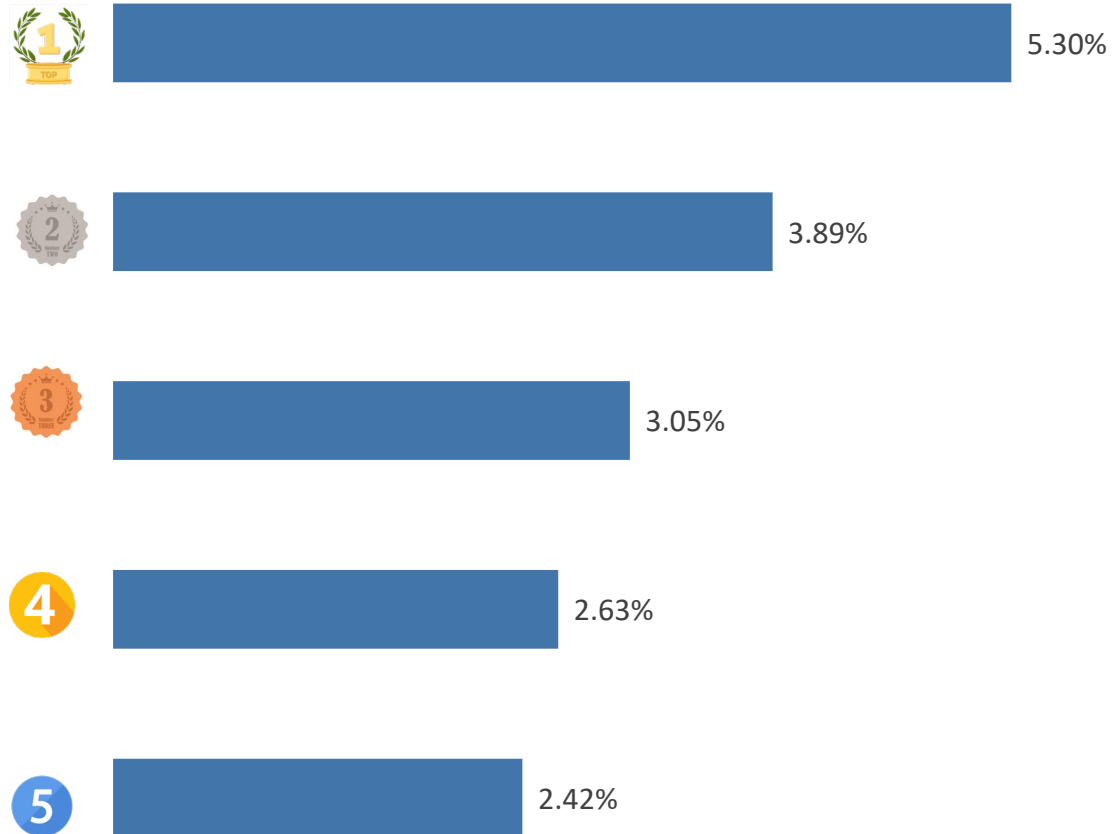
Squid and Octopus

The average export price in May-2023 is **10.0** USD/kg; **decrease 9.2%** compared to the previous month; and **decrease 16.4%** compared to the same month of 2022.

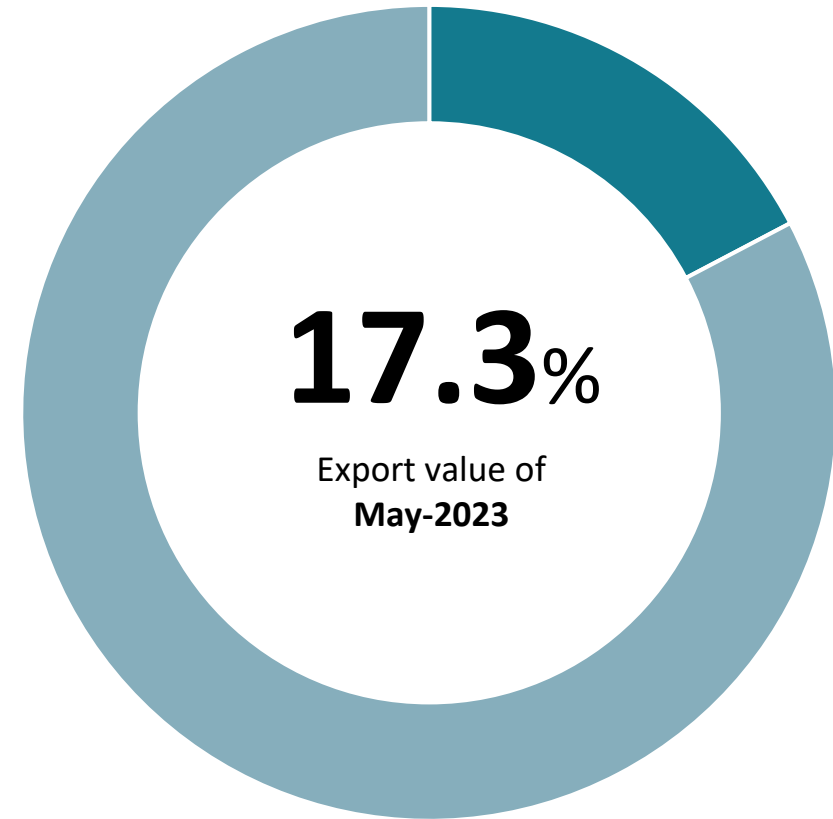


SEAFOOD

TOP 5 export enterprises by value, May-2023



Value ratio of TOP 5 export enterprises to Korea, May-2023





ASC expands presence in Korea

The Aquaculture Stewardship Council (ASC) will expand to Korea in 2023 after appointing a new General Manager for Korea late last year. At the end of April, ASC signed a memorandum of understanding (MoU) to expand responsible aquaculture in the Wando-gun district. The Memorandum is a collaborative agreement, a joint effort to develop the responsible aquaculture industry and promote the understanding of responsible aquaculture for markets and consumers. Currently, Korea has 73 ASC-certified farms in the country – 28 seaweed farms, 44 abalone farms, and one shrimp farm. Korea is the world's largest supplier of ASC-certified seaweed and abalone.

Source: Vasep (6/2023)





COFFEE

Export volume and value to Korea



Export results to Korea, May-2023

VALUE

9.1 *Mil.USD*

▼ Decrease **6.9%** compared to Apr-2023

↗ Increase **6.5%** compared to May-2022

↑ **1.4 Mil.USD** more than the monthly average rate in 2022

◆ Accumulated 5 months of 2023 reaches **43.1 mil.USD, 36.9%** of total 2022

VOLUME

3.7 *Ths.tons*

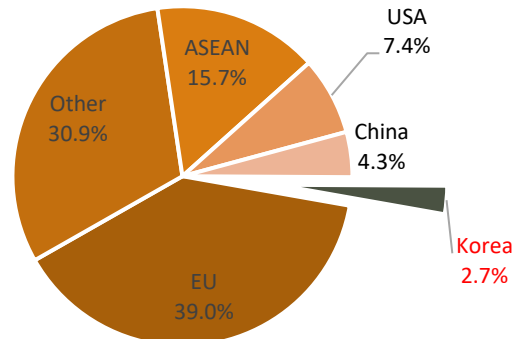
▼ Decrease **5.9%** compared to Apr-2023

▼ Decrease **4.3%** compared to May-2022

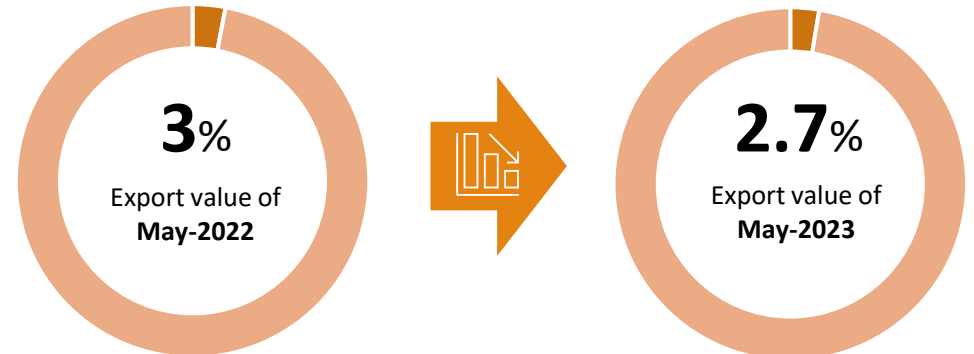
↑ **0.5 Ths.tons** more than the monthly average rate in 2022

◆ Accumulated 5 months of 2023 reaches **18.6 Ths.tons, 39.4%** lượng năm 2022

Percentage of export value to Korea, May-2023



Changes in percentage of export results to Korea, May-2023

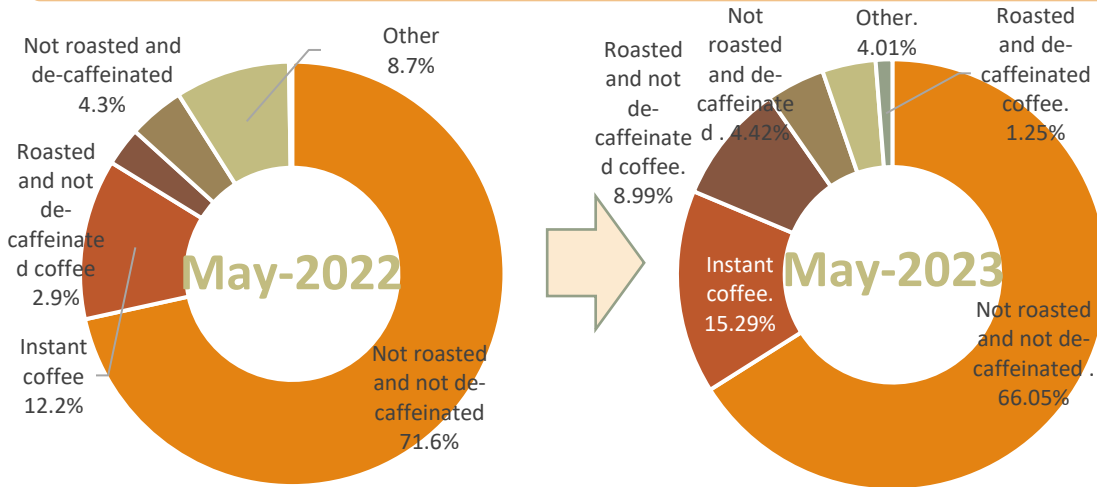


Source: Calculated from data of the General Department of Customs

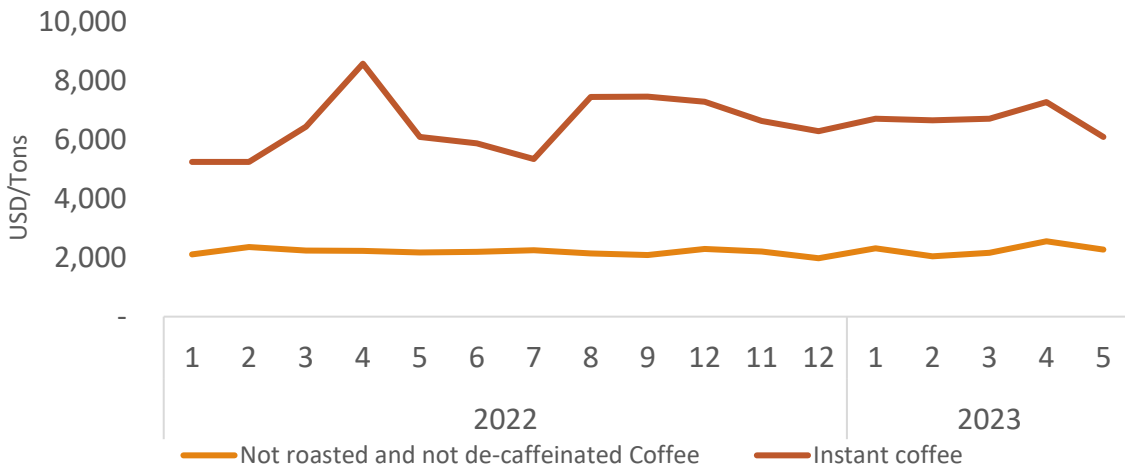


COFFEE

Structure of exports by products to Korea



Average export price to Korea



Export results to Korea, May-2023



Not roasted and not decaffeinated Coffee

Value: **6** Mil.USD

Decrease **7%** compared to Apr-2023

Decrease **1.8%** compared to May-2022



Instant coffee

Value: **1.4** Mil.USD

Increase **1.4%** compared to Apr-2023

Increase **33.2%** compared to May-2022



Roasted and not decaffeinated coffee

Value: **0.8** Mil.USD

Decrease **8.8%** compared to Apr-2023

Increase **440%** compared to May-2022

Instant coffee

The average export price in May-2023 is **6.100** USD/tons; decrease **16.3%** compared to the previous month; and increase **0.1%** compared to the same month of 2022.

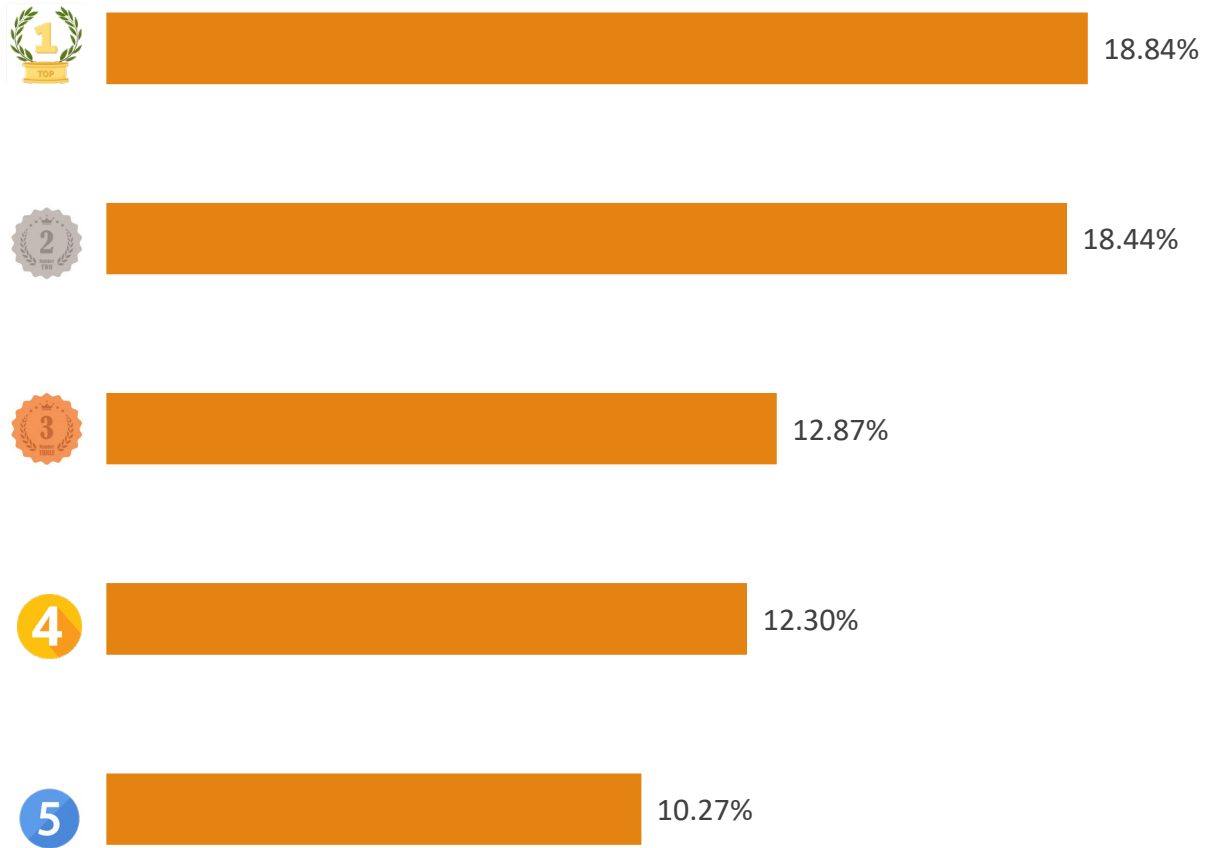
Not roasted and not decaffeinated Coffee

The average export price in May-2023 is **2.281** USD/tons; decrease **11%** compared to the previous month; and increase **4.6%** compared to the same month of 2022.

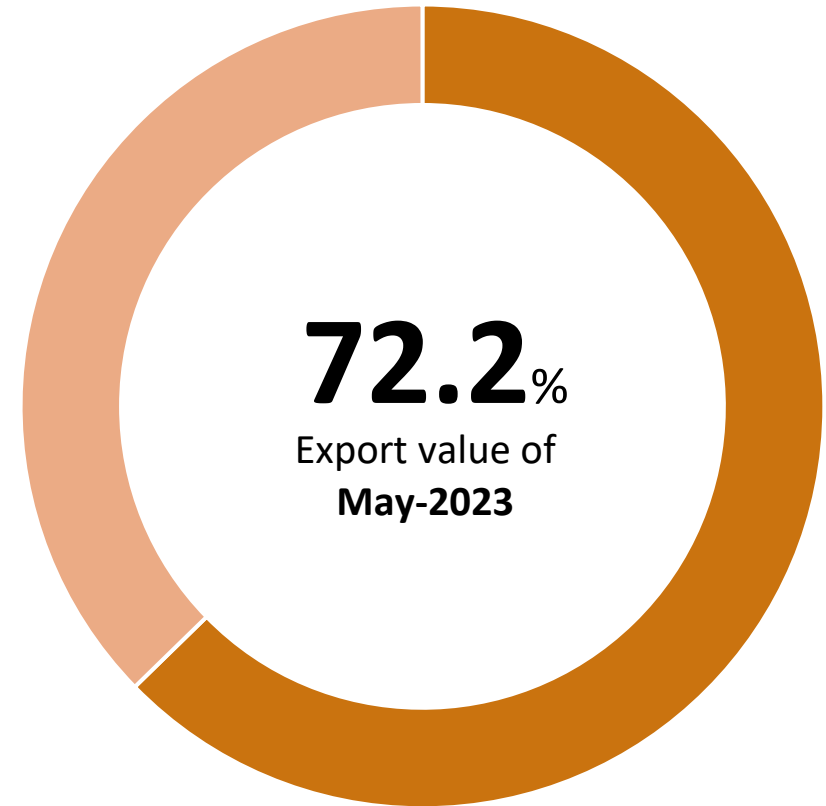


COFFEE

TOP 5 export enterprises by value, May-2023



Value ratio of TOP 5 export enterprises to Korea, May-2023





COFFEE

SPOTLIGHT



In April 2023, the import price of Korean green coffee decreased by 4% over the same period last year

According to the Food and Restaurant Industry Department of the Ministry of Agriculture and Food, as of April 2023, the import price of Korean green coffee has decreased by 4% compared to the same period last year.

In 2022, the Korean Ministry of Agriculture, Food and Rural Affairs temporarily exempted the import tax on green coffee until 2023. This policy has reduced the burden of import costs for the Korean coffee industry. However, the retail price of Korean coffee has still increased in recent months due to higher costs such as labor and rent.

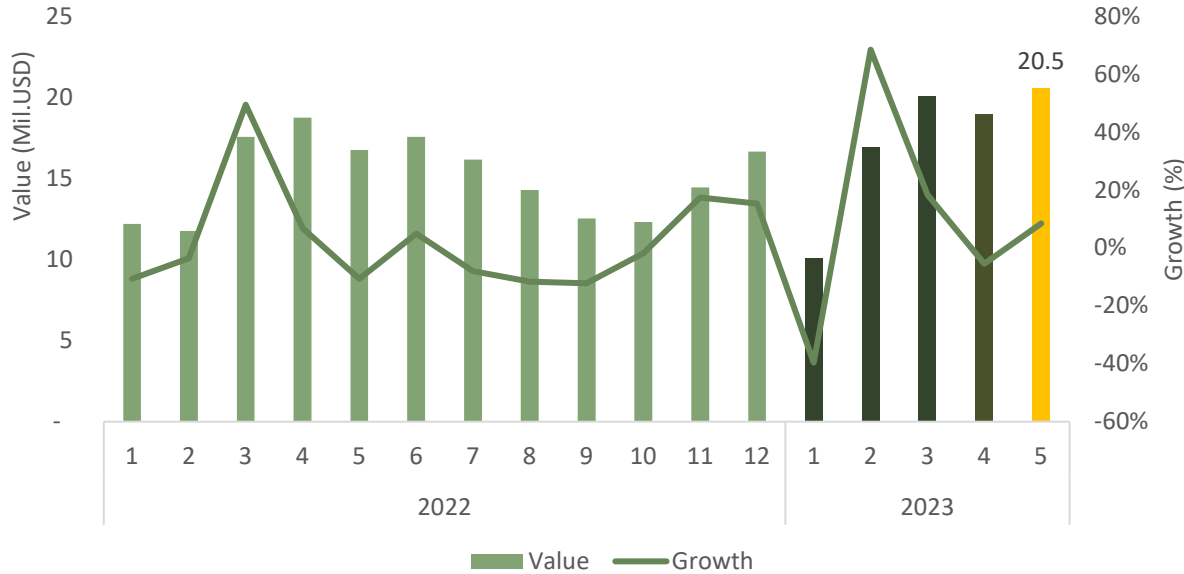
Source: Kgnews.co.kr (6/2023)





FRUITS & VEGETABLES (EXPORT)

Export value to Korea, May-2023



Export results to Korea, May-2023

VALUE

↗ Increase **8.4%** compared to Apr-2023

↗ Increase **22.6%** compared to May-2022

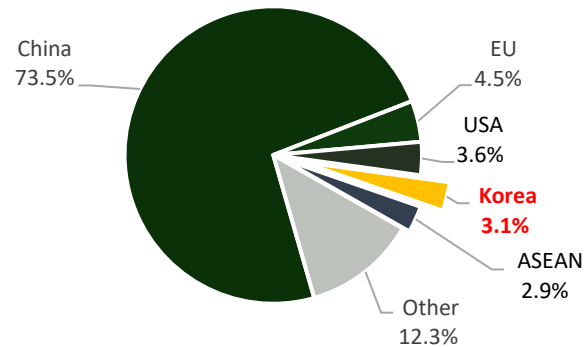
↑ **5.5 mil.USD** more than the monthly average rate in 2022

* Accumulated 5 months of 2023 reaches **86.4 mil.USD**. **47.8%** of total 2022

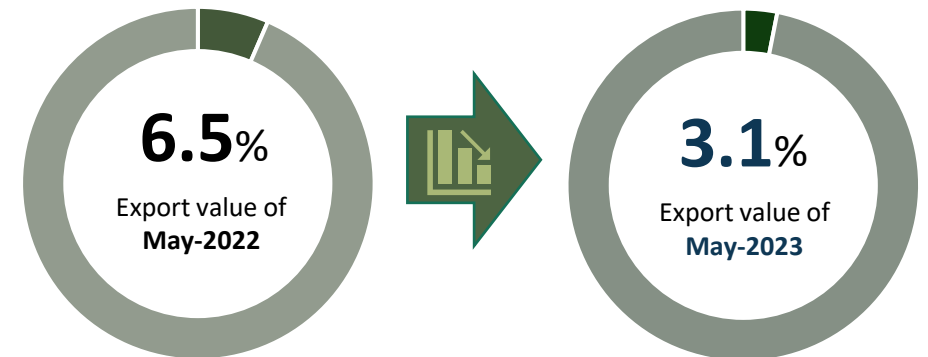
20.5

Mil.USD

Percentage of export value to Korea, May-2023



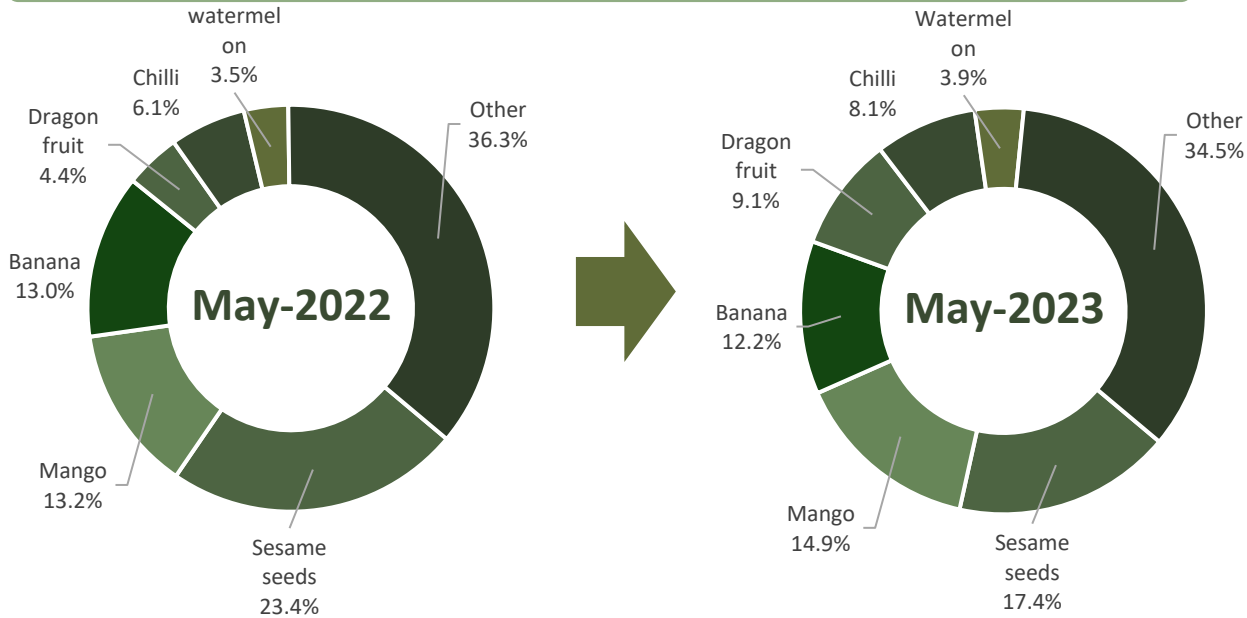
Changes in percentage of export results to Korea, May-2023





FRUITS & VEGETABLES (EXPORT)

Structure of exports by products to Korea, May-2023



Export results to Korea, May-2023



Sesame seeds

Value: **3.6** Mil.USD

Increase **29.8%** compared to Apr-2023

Decrease **9.2%** compared to May-2022



Mango

Value: **3.1** Mil.USD

Decrease **8.3%** compared to Apr-2023

Increase **38.4%** compared to May-2022



Banana

Value: **2.5** Mil.USD

Decrease **17.6%** compared to Apr-2023

Increase **14.5%** compared to May-2022



Dragon fruit

Value: **1.9** Mil.USD

Increase **16.2%** compared to Apr-2023

Increase **151.6%** compared to May-2022



Chilli

Value: **1.7** Mil.USD

Increase **2.0%** compared to Apr-2023

Increase **64.1%** compared to May-2022



Watermelon

Value: **0.8** Mil.USD

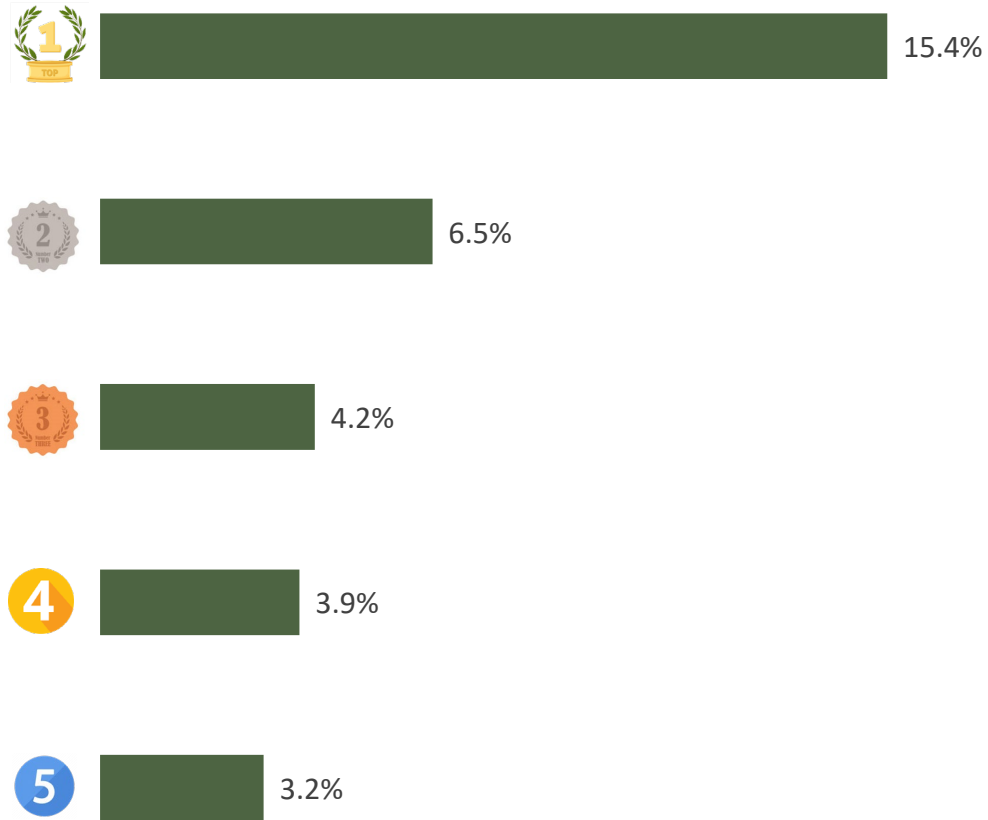
Increase **38.6%** compared to Apr-2023

Increase **35.2%** compared to May-2022

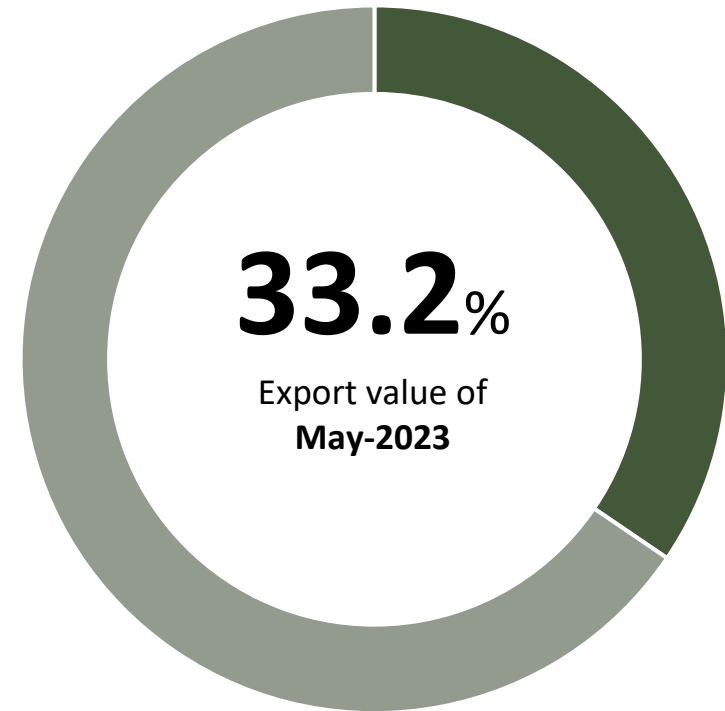


FRUITS & VEGETABLES (EXPORT)

TOP 5 export enterprises by value, May-2023



Value ratio of TOP 5 export enterprises to Korea, May-2023





FRUITS & VEGETABLES (IMPORT)

Import value from Korea, May-2023



Import results to Korea, May-2023

VALUE



3.7

Mil.USD

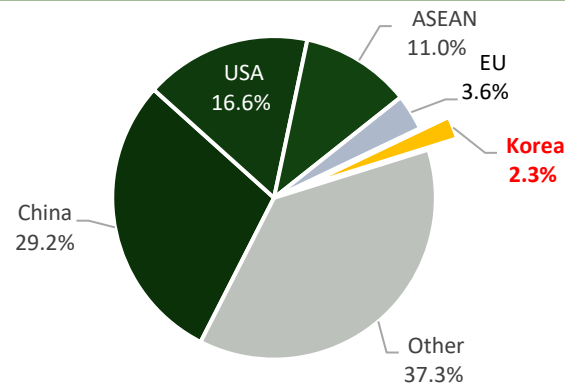
↘ Decrease **27.2%** compared to Apr-2023

↗ Increase **4.1%** compared to May-2022

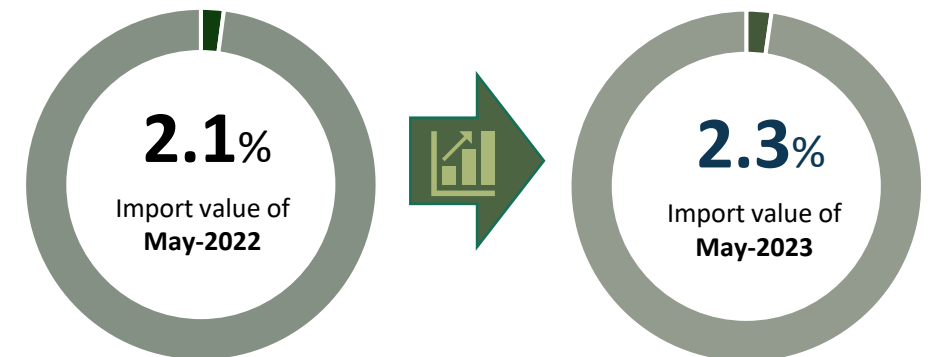
↘ **1.5 Mil.USD** less than the monthly average rate in 2022

* Accumulated 5 months of 2023 reaches **26.7 Mil.USD**, **42.8%** of total 2022

Percentage of import value from Korea, May-2023



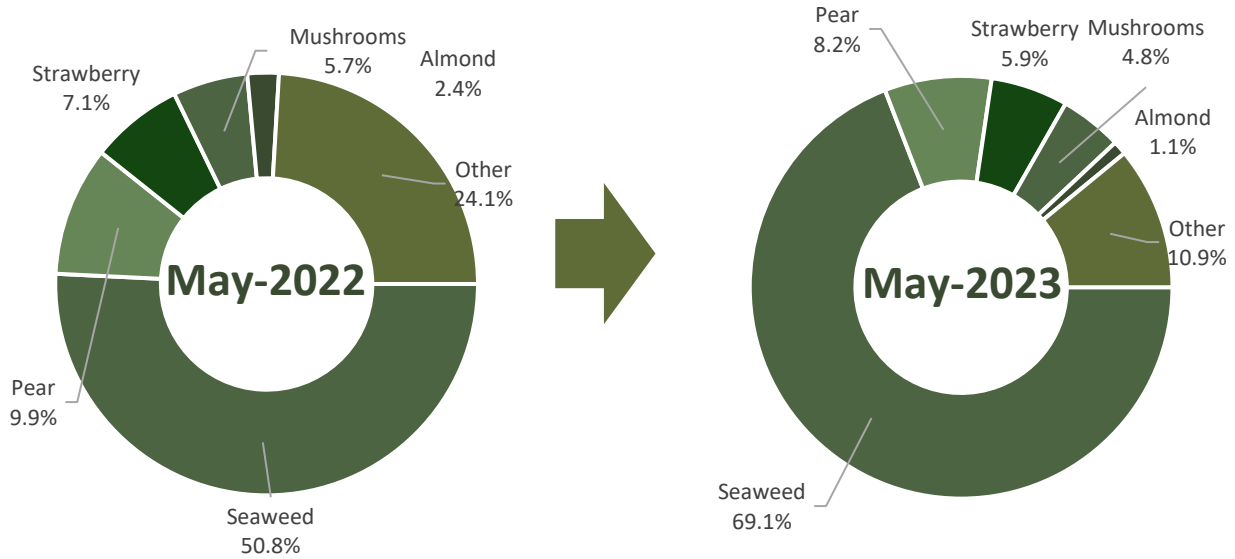
Changes in percentage of import value from Korea, May-2023





FRUITS & VEGETABLES (IMPORT)

Structure of import by products to Korea, May-2023



Import results from Korea, May-2023



Seaweed

Value: **2.5** Mil.USD
 Decrease **9.1%** compared to Apr-2023
 Increase **41.7%** compared to May-2022



Pear

Value: **0.30** Mil.USD
 Decrease **41.4%** compared to Apr-2023
 Decrease **14.1%** compared to May-2022



Strawberry

Value: **0.22** Mil.USD
 Decrease **73.3%** compared to Apr-2023
 Decrease **13.4%** compared to May-2022



Mushrooms

Value: **0.18** Mil.USD
 Decrease **41.5%** compared to Apr-2023
 Decrease **13.3%** compared to May-2022



Almond

Value: **39** Ths.tons
 Increase **18.8** times compared to Apr-2023
 Decrease **54.4%** compared to May-2022

FRUITS & VEGETABLES (IMPORT)

SPOTLIGHT



• • •

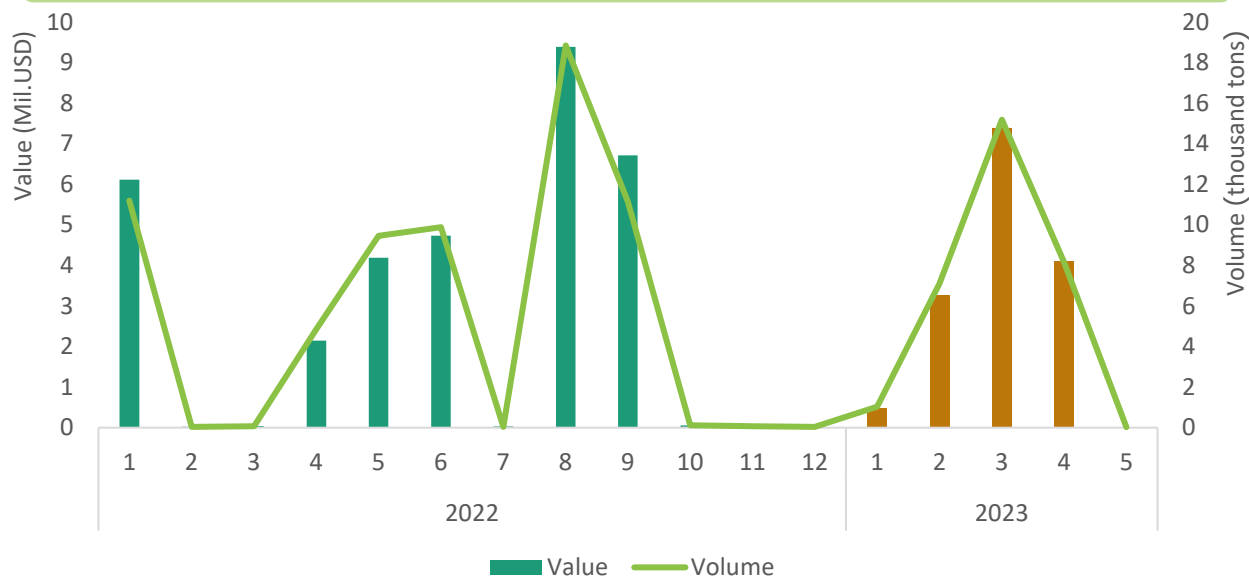
According to the Korean Ministry of Agriculture, Food and Rural Development, hailstorms between June 8-14 caused damage to 3,279 hectares of agricultural production land in South Korea. Which, the area of fruit trees is 2,366 ha, including apple (1,770 ha), peach (267 ha), plum (96.0 ha), and pear (87.2 ha). Vegetables were also damaged such as peppers (299 ha), and cabbage (86 ha). Gyeongbuk was the most damaged area with 1,712 hectares, followed by Chungbuk (836 hectares), Gangwon (430 hectares), and Jeonbuk (151 hectares).

The Ministry of Agriculture, Food and Rural Affairs will support the costs of agrochemicals such as fertilizers, pesticides, and livelihood support for affected farms based on the results of a detailed investigation by local authorities. direction. For farms with serious damage, support to postpone repayment of agricultural policy loans and reduce interest rates.



RICE

Export volume and value to Korea



Export results to Korea, May-2023

VALUE
21.2 *Ths. USD*

⬇️ Decrease **99.5%** compared to Apr-2023

⬇️ Decrease **99.5%** compared to May-2022

⬇️ **2.8 Mil.USD** less than the monthly average rate in 2022

* Accumulated 5 months of 2023 reaches **15.3 mil.USD**, **45.5%** of total 2022

VOLUME
20 *tons*

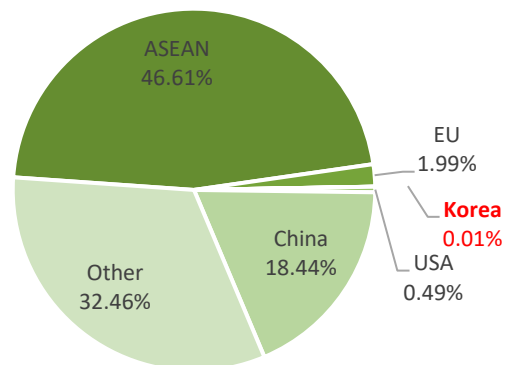
⬇️ Decrease **99.8%** compared to Apr-2023

⬇️ Decrease **99.8%** compared to May-2022

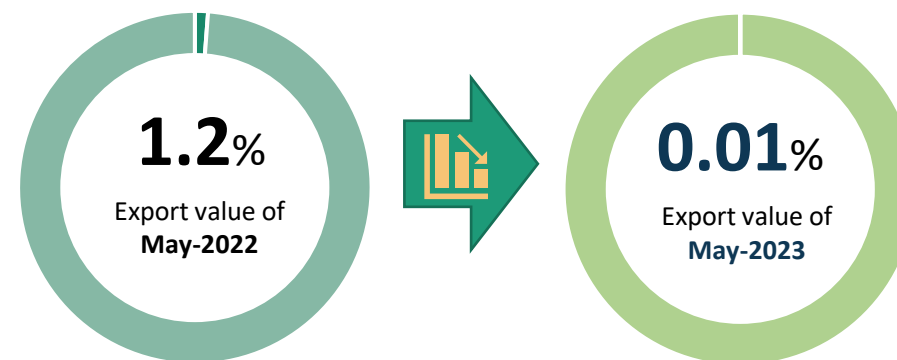
⬇️ **5.5 Ths.tons** less than the monthly average rate in 2022

* Accumulated 5 months of 2023 reaches **31.5 Ths.tons**, **47.9%** of total 2022

Percentage of export value to Korea, May-2023



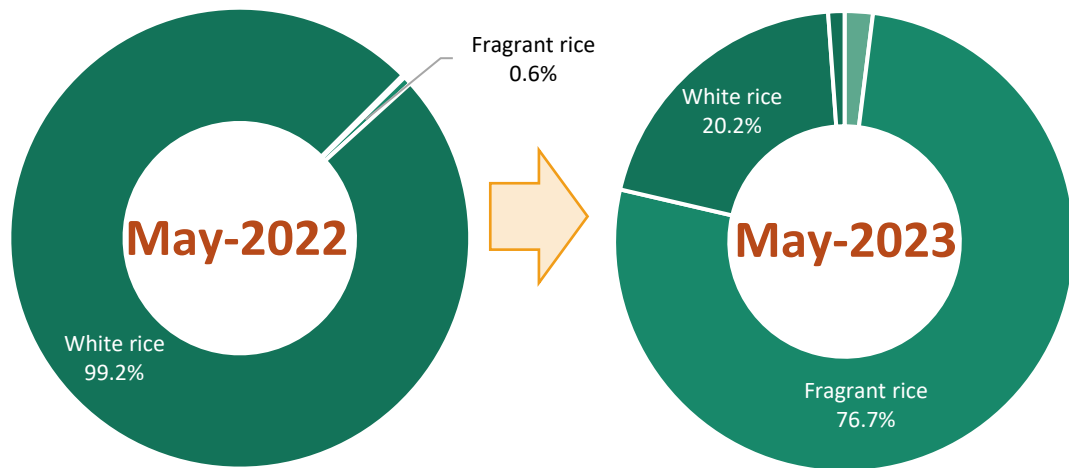
Changes in percentage of export results to Korea, May-2023



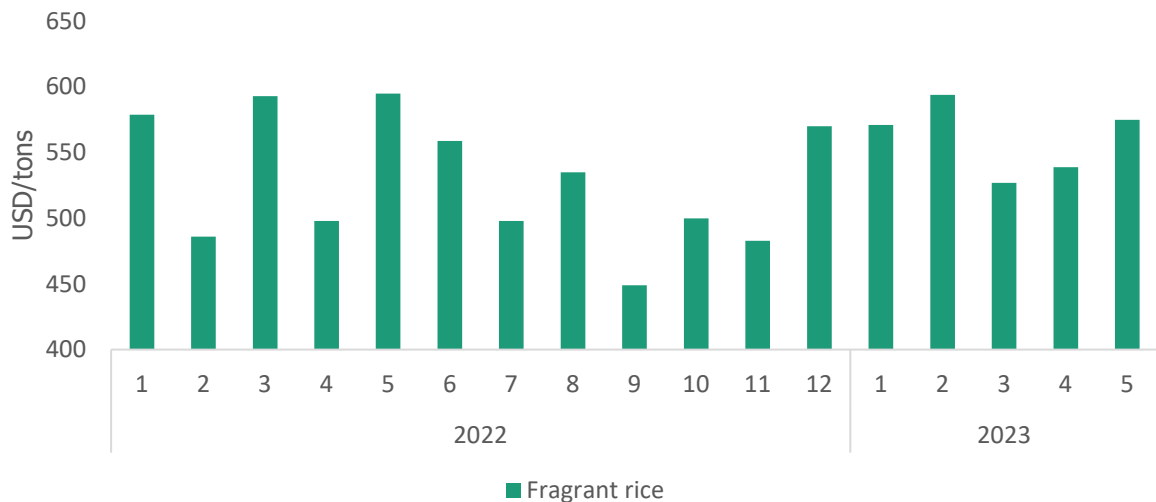


RICE

Structure of exports by products to Korea



Average export price to Korea, May-2023



Export results to Korea, May-2023



Fragrant rice

Value: **16.2** Ths.tons

Decrease **55%** compared to Apr-2023

Decrease **34%** compared to May-2022



White rice

Value: **4.3** Ths.tons

Decrease **100%** compared to Apr-2023

Decrease **100%** compared to May-2022



Sticky rice

Value: **0.4** Ths.tons

Decrease **72%** compared to Apr-2023

Increase **100%** compared to May-2022

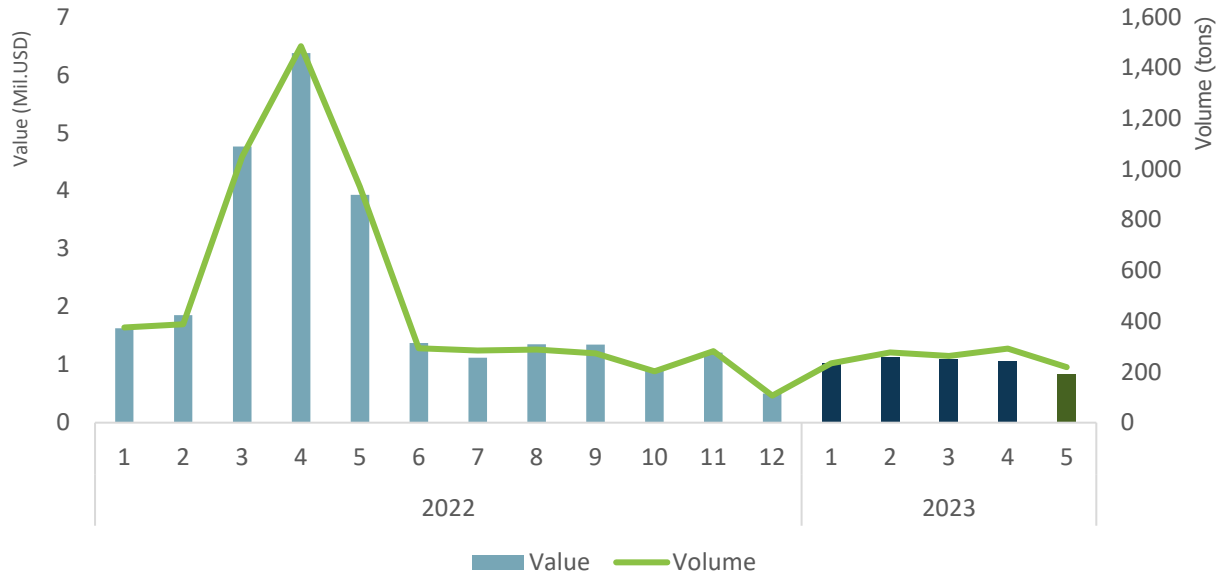
Fragrant rice

The average export price in May-2023 is **575** USD/tons; **increase 7%** compared to the previous month; and **decrease 3%** compared to the same month of 2022.



PEPPER

Export volume and value to Korea



Export results to Korea, May-2023

VALUE
834 Ths.tons

↘ Decrease **21.2%** compared to Apr-2023

↘ Decrease **78.8%** compared to May-2022

↓ **1.4 Mil.USD** less than the monthly average rate in 2022

* Accumulated 5 months of 2023 reaches 5.1 tr.USD, **19.5%** of total 2022

VOLUME
219 tons

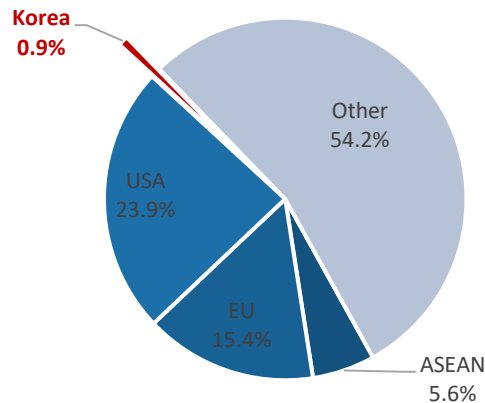
↘ Decrease **25.3%** compared to Apr-2023

↘ Decrease **76.5%** compared to May-2022

↓ **278 tons** less than the monthly average rate in 2022

* Accumulated 5 months of 2023 reaches 1.3 Ths.tons, **21.6%** of total 2022

Percentage of export value to Korea, May-2023



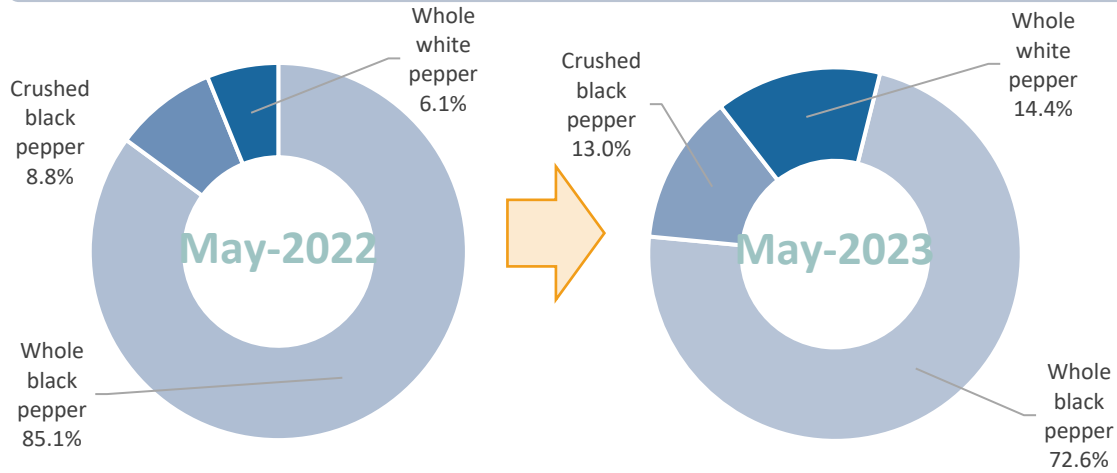
Changes in percentage of export results to Korea



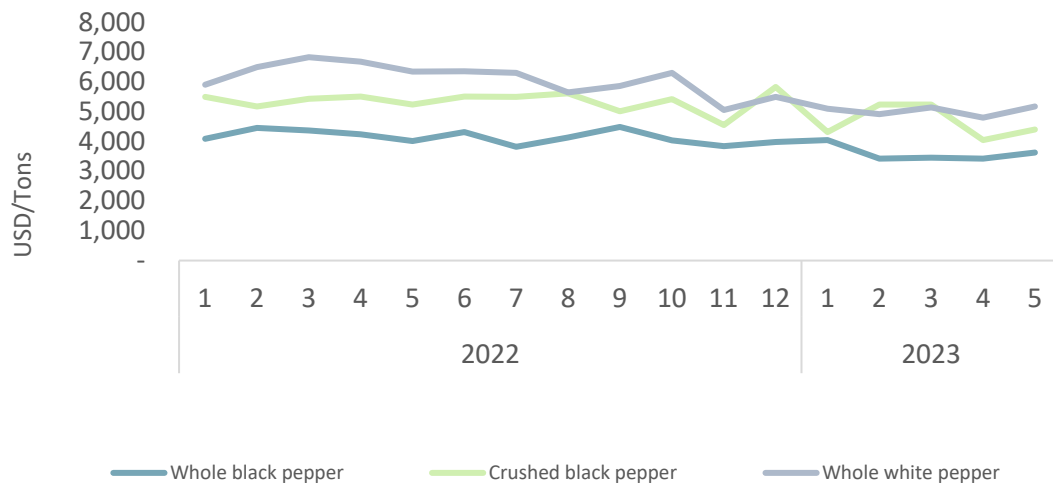


PEPPER

Structure of exports by products to Korea



Average export price to Korea



Export results to Korea, May-2023



Whole black pepper

Value: **0.6** Mil.USD

Decrease **21%** compared to Apr-2023

Decrease **82%** compared to May-2022



Crushed black pepper

Value: **0.1** Mil.USD

Decrease **34%** compared to Apr-2023

Decrease **69%** compared to May-2022



Whole white pepper

Value: **0.1** Mil.USD

Increase **32%** compared to Apr-2023

Decrease **50%** compared to May-2022

Whole black pepper

The average export price in May-2023 is **3.622** USD/tons; **increase 6%** compared to the previous month; and **decrease 10%** compared to the same month of 2022.

Crushed black pepper

The average export price in May-2023 is **4.397** USD/tons; **increase 9%** compared to the previous month; and **decrease 16%** compared to the same month of 2022.

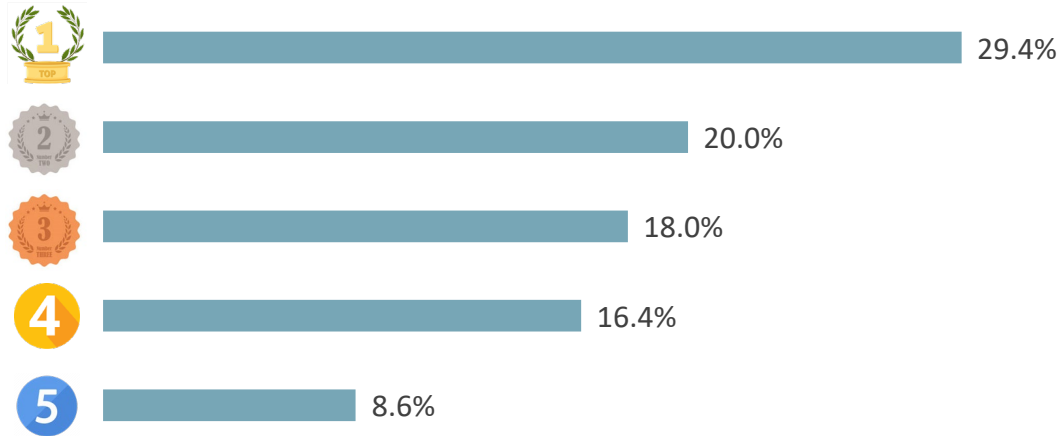
Whole white pepper

The average export price in May-2023 is **4.171** USD/tons; **increase 8%** compared to the previous month; and **decrease 18%** compared to the same month of 2022.

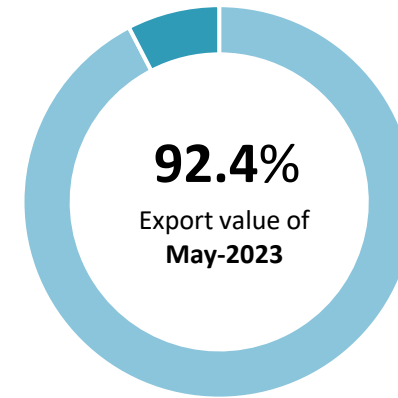


PEPPER

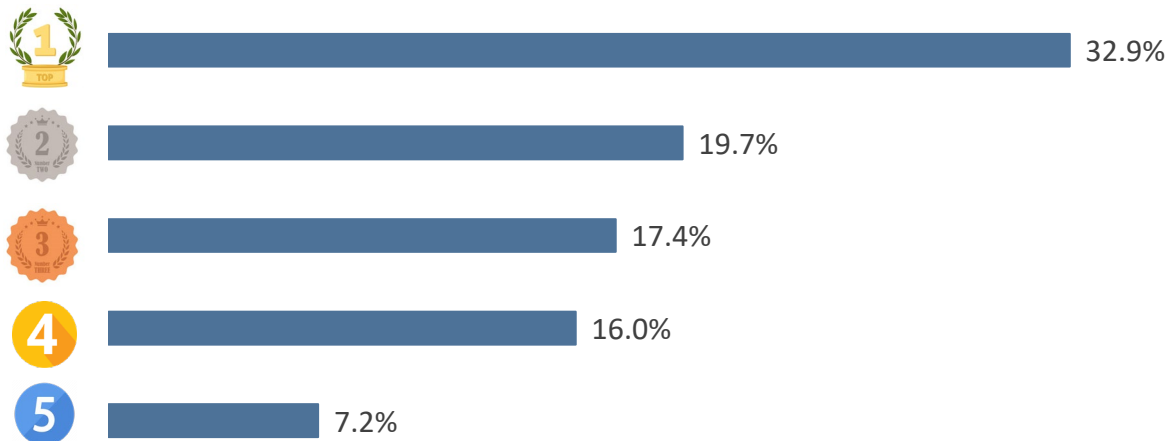
TOP 5 export enterprises by value to Korea, May-2023



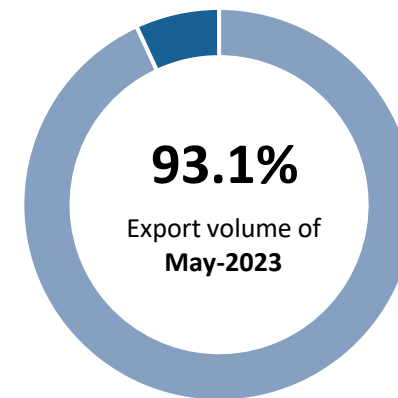
Value ratio of TOP 5 export enterprises to Korea



TOP export enterprises by volume to Korea, May-2023



Volume ratio of TOP 5 export enterprises to Korea





MEAT & MEAT PRODUCTS (EXPORT)

Export value to Korea, May-2023



Export results to Korea, May-2023



↗ Increase **31.8%** compared to Apr-2023

↘ Decrease **6.9%** compared to May-2022

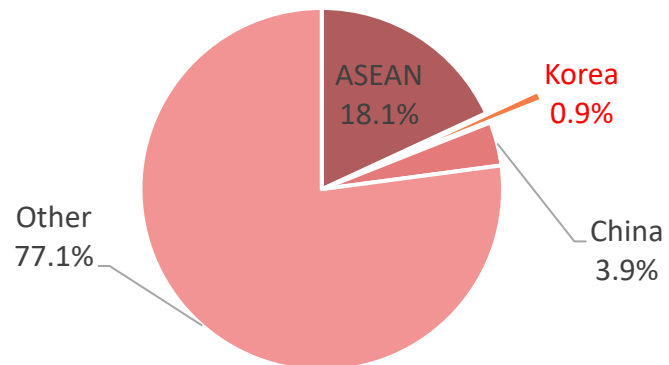
130

Ths.tons

↘ **92.6 Ths.tons** less than the monthly average rate in 2022

* Accumulated 5 months of 2023 reaches **1.5 Mil.USD. 56.4%** of total 2022

Percentage of export value to Korea, May-2023



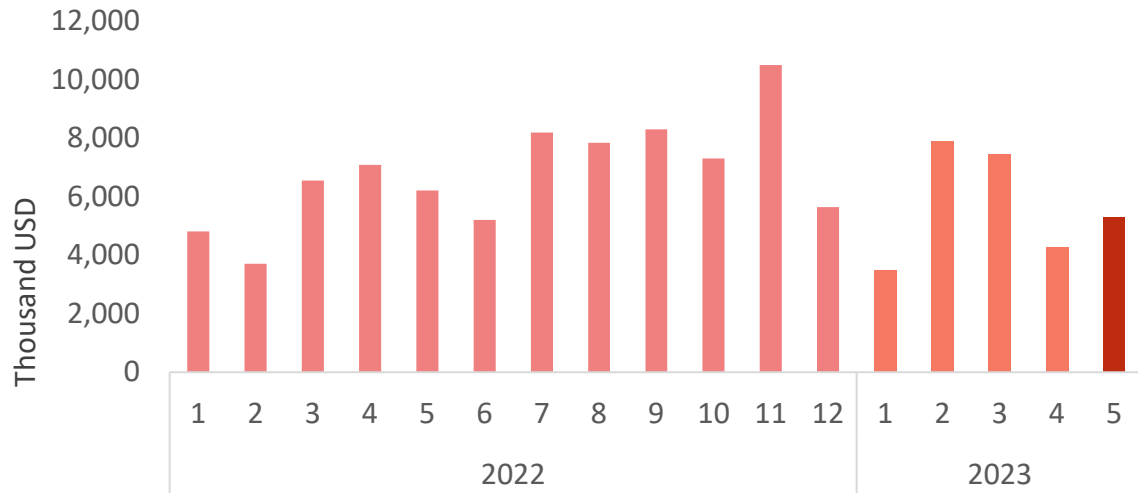
Changes in percentage of export results to Korea






MEAT & MEAT PRODUCTS (IMPORT)

Import value from Korea, May-2023



Import results from Korea, May-2023

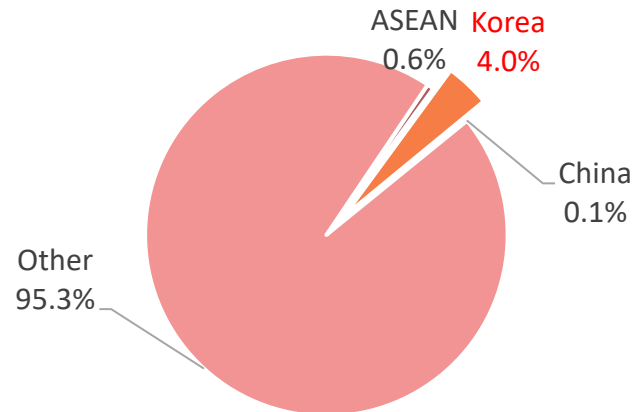
VALUE



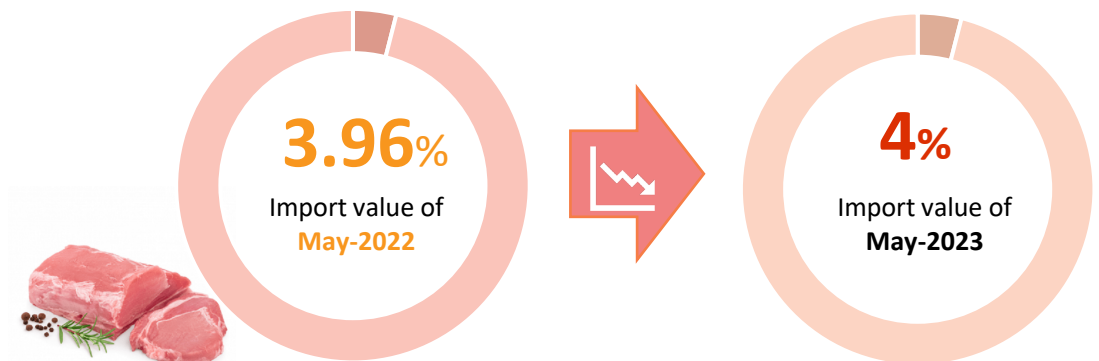
↗ Increase **24.5%** compared to Apr-2023
 ↘ Decrease **14.8%** compared to May-2022
 ↘ **1.5 Mil.USD** less than the monthly average rate in 2022
 * Accumulated 5 months of 2023 reaches **28.4 Mil.USD. 34.9%** of total 2022

5.3
Mil.USD

Percentage of import value from Korea, May-2023



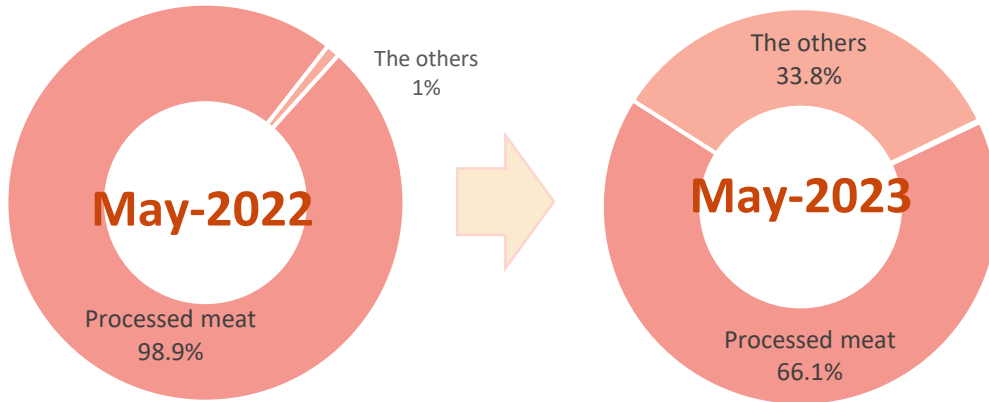
Changes in percentage of import results to Korea





MEAT & MEAT PRODUCTS

Structure of exports by products to Korea, May-2023



Export results to Korea, May-2023



Processed meat

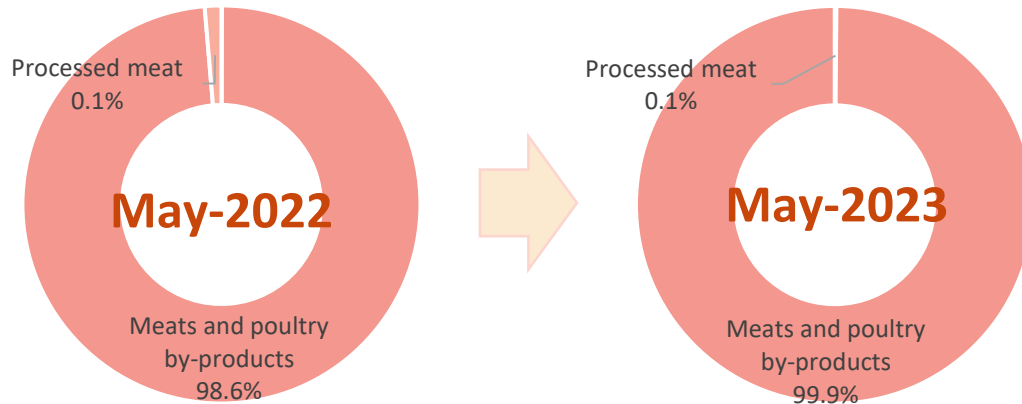
Value: **86** Ths.tons
 Increase **53.6%** compared to Apr-2023
 Increase **54 times** compared to May-2022



The others (frog&frog thighs)

Value: **43** Ths.tons
 Increase **2.7%** compared to May-2022
 Decrease **68.2%** compared to May-2022

Structure of import by products from Korea, May-2023



Import results from Korea, May-2023



Meats and poultry by-products

Value: **5.3** Mil.USD
 Increase **25%** compared to Apr-2023
 Decrease **13.7%** compared to May-2022



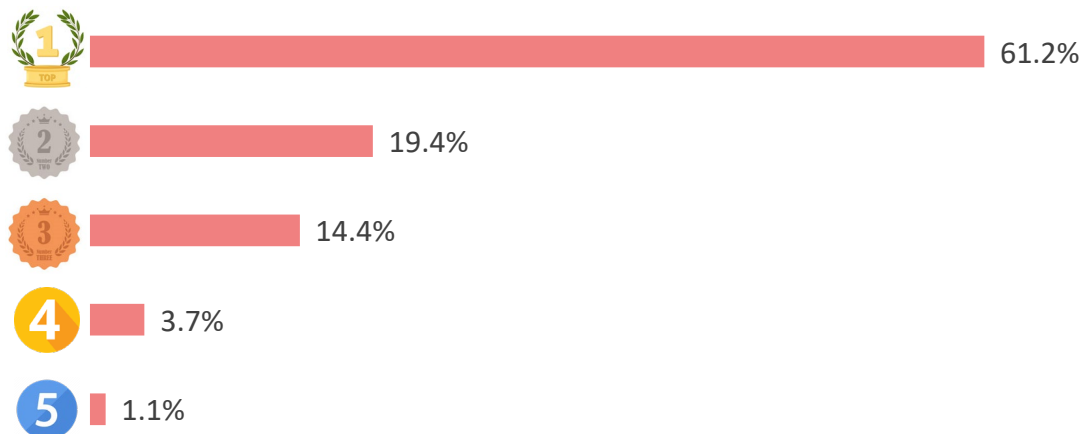
Processed meat

Value: **7.2** Ths.tons
 Decrease **67.8%** compared to Apr-2023
 Decrease **91.4%** compared to May-2022

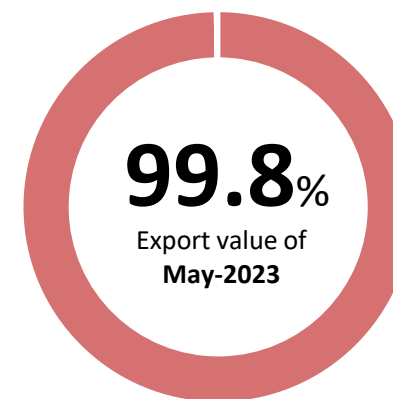


MEAT & MEAT PRODUCTS

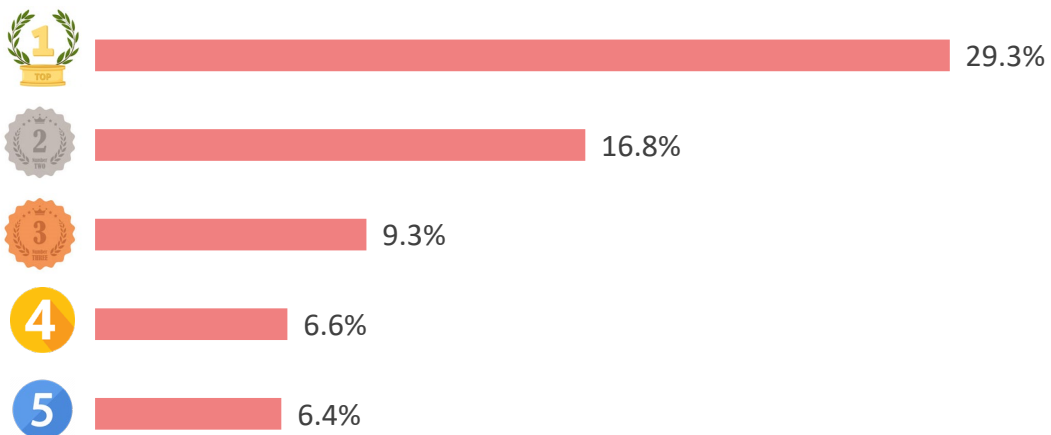
TOP 5 export enterprises by value to Korea, May-2023



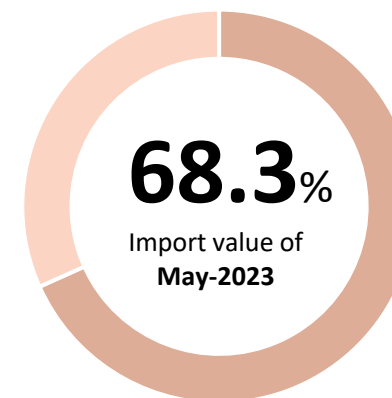
Value ratio of TOP 5 export enterprises to Korea Korea, May-2023



TOP 5 import enterprises by value from Korea, May-2023



Value ratio of TOP 5 import enterprises from Korea, May-2023





THỊT VÀ SP TỪ THỊT

SPOTLIGHT



01


The Korea Federation of Agriculture and Livestock has raised concerns and expressed dissatisfaction with the government's decision to extend the tax rate on 45,000 tons of imported pork on May 26. The federation, therefore, calls on the government to immediately stop imposing low tax rates on imported agricultural and livestock products in the name of price stability.

Source: Aflnews (6/2023)

02

Since 2016, the Korean government has sought to export halal-certified beef to Malaysia. However, it was not until March 2023 that the country obtained a permit from the Malaysian government. On June 10, Korea exported the first batch of beef slaughtered according to Islamic rituals to Malaysia.

Source: Almalnews(6/2023)





CASSAVA & CASSAVA PRODUCTS

Export volume and value to Korea, May-2023



Export results to Korea, May-2023

VALUE

4.5 Mil.USD

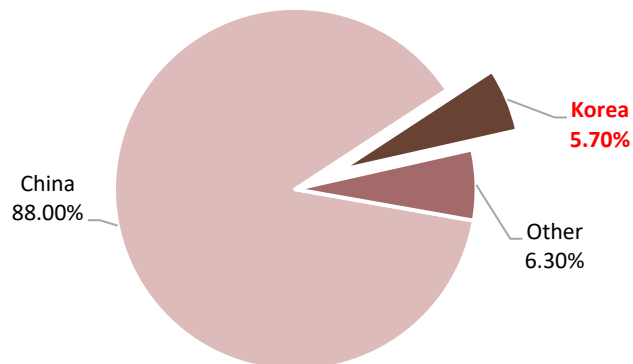
- ↗ Increase **54.3%** compared to Apr-2023
- ↗ Increase **18.5%** compared to May-2022
- ↑ **90 Ths.tons** more than the monthly average rate in 2022
- * Accumulated 5 months of 2023 reaches **24 mil.USD**, **44.9%** of total 2022

VOLUME

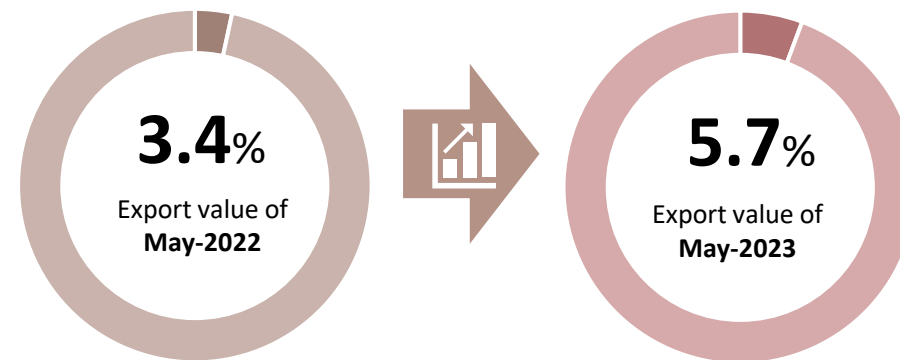
13.1 Ths.tons

- ↗ Increase **52.0%** compared to Apr-2023
- ↗ Increase **37.7%** compared to May-2022
- ↑ Cao hơn **0.96 Ths.tons** less than the monthly average rate in 2022
- * Accumulated 5 months of 2023 reaches **64 Ths.tons**, **43.8%** of total 2022

Percentage of export value to Korea, May-2023



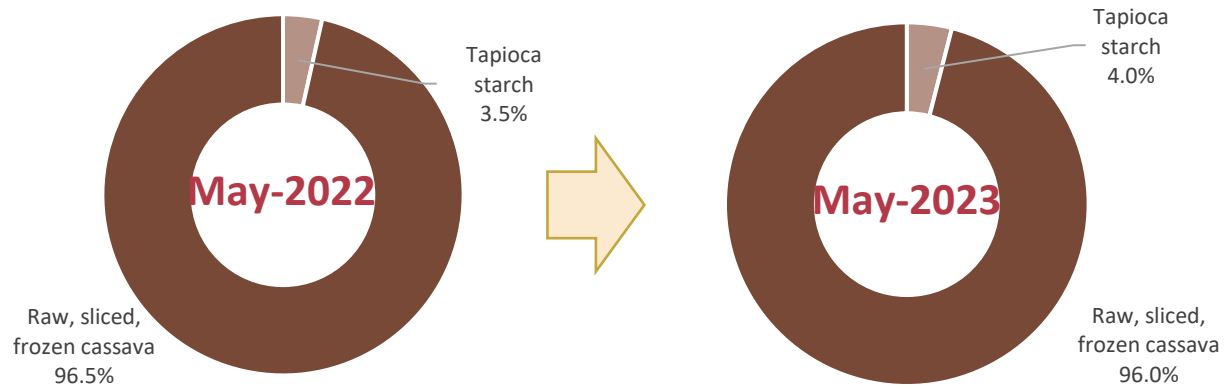
Changes in percentage of export results to Korea





CASSAVA & CASSAVA PRODUCTS

Structure of exports by products to Korea, May-2023



Export results to Korea, May-2023



Raw, sliced, frozen cassava

Value: **4.2** Mil.USD

Increase **48.6%** compared to Apr-2023

Increase **33.4%** compared to May-2022



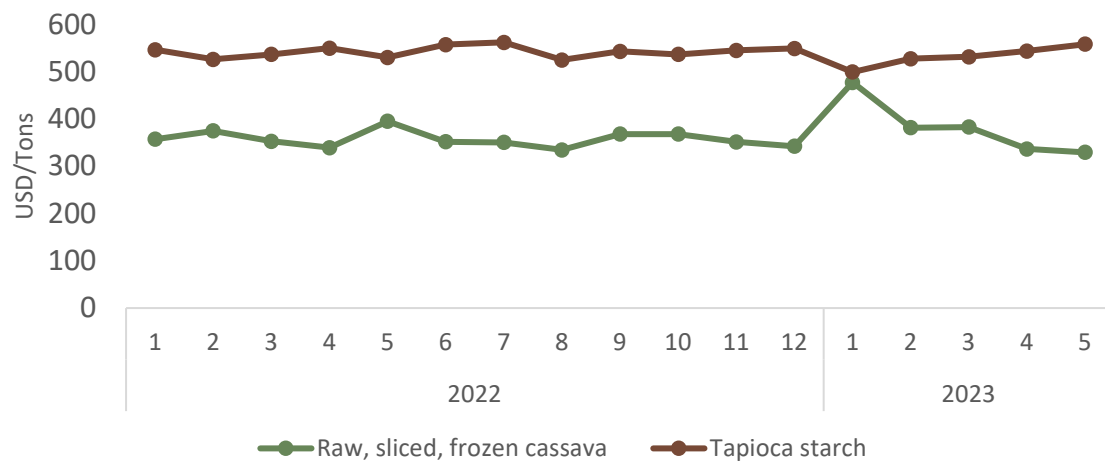
Tapioca starch

Value: **0.2** Mil.USD

Increase **68.3%** compared to Apr-2023

Decrease **40.5%** compared to May-2022

Average export price Korea, May-2023



Raw. sliced. frozen cassava

The average export price in May-2023 is **330** USD/tons; **decrease 2.1%** compared to the previous month; and **decrease 16.6%** compared to the same month of 2022.

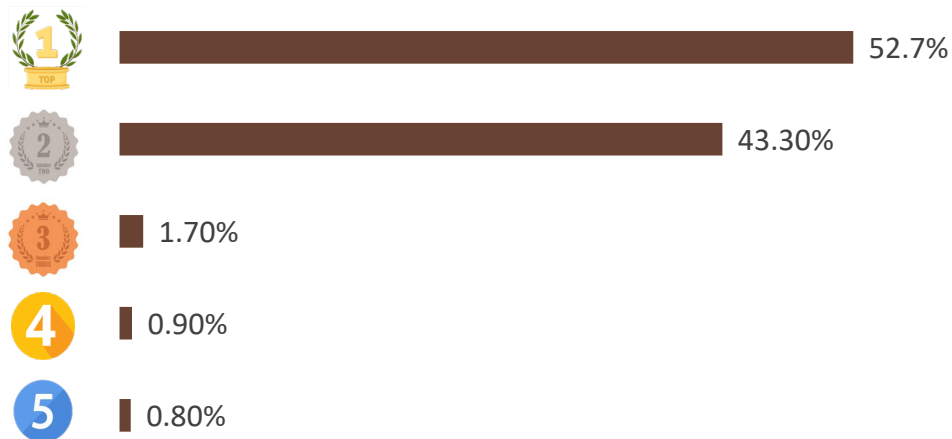
Tapioca starch

The average export price in May-2023 is **558** USD/tons; **increase 2.7%** compared to the previous month; and **increase 5.3%** compared to the same month of 2022.

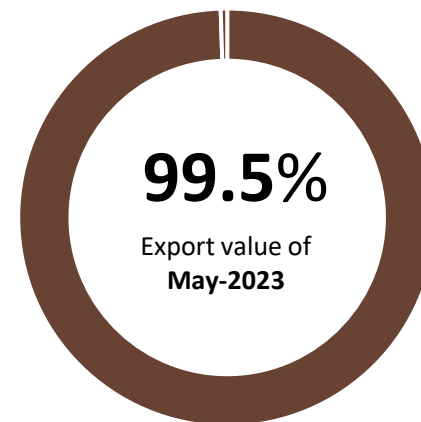


CASSAVA & CASSAVA PRODUCTS

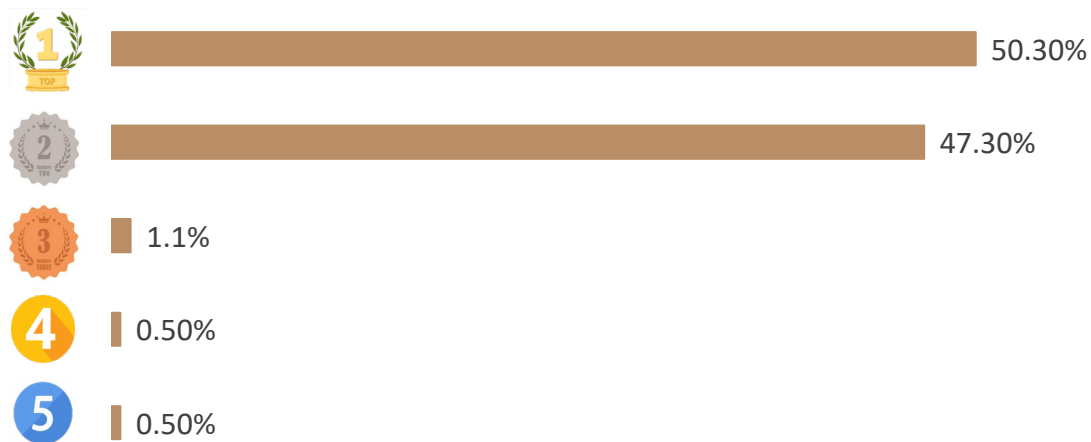
TOP 5 export enterprises by value to Korea, May-2023



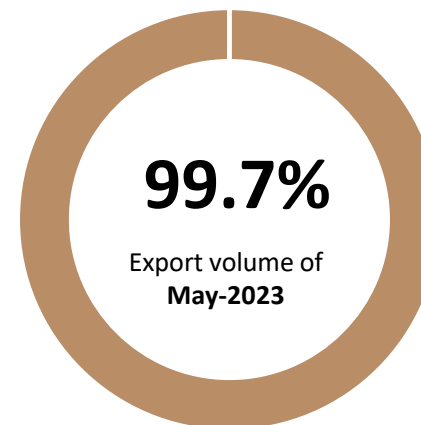
Value ratio of TOP 5 export enterprises to Korea, May-2023



TOP 5 export enterprises by volume to Korea, May-2023



Volume ratio of TOP 5 export enterprises to Korea, May-2023





CASSAVA & CASSAVA PRODUCTS

SPOTLIGHT




- ❖ According to the Import-Export Department of Vietnam's Ministry of Industry and Trade, the export value of cassava leaves in April 2023 amounted to US\$79,000. During the first four months of 2023, the total export value of cassava leaves reached US\$349,000. Cassava leaves, along with other leaf products such as bamboo leaves, tapioca leaves, and banana leaves, are primarily exported to markets like Korea and Japan, etc. Exported leaf products must meet safety standards, and size standards, mainly exported fresh, or frozen after being packed and vacuum sealed.

Source: Anviet.vn



COMMENTS AND REVIEW



CASSAVA & CASSAVA PRODUCTS

The consumption of cassava and cassava products in Vietnam involves multiple intermediaries, and the domestic competition is relatively low due to high logistics costs within the country. Vietnam's cassava sector is currently experiencing intense competition in export markets, particularly from Thailand, Cambodia, and Laos. Therefore, the Vietnam Cassava Association is actively studying ways to improve the quality of cassava exported to the Korean market to mitigate the risks in export.



SEAFOOD

Vietnam's seafood exports to South Korea have experienced a decline, albeit not as significant as in other markets, due to the impact of inflation causing a decrease in demand, but not as deeply as other markets. Many businesses still see an optimistic bright spot in this market, when Vietnam's processed products are not competitive with other countries. Therefore, in the coming months, as long as inflation gradually stabilizes, exports to this market will recover faster, compensating for the remaining markets.



FRUITS & VEGETABLES

Following Korea's notice regarding Vietnam's dried red chili products violating food safety regulations, the Department of Plant Protection under the Ministry of Agriculture and Rural Development has taken necessary actions. They have sent a document to the Departments of Agriculture and Rural Development of provinces and cities, as well as to the Plant Quarantine Sub-department and chili export enterprises, informing them about the requirements set by the Korean Ministry of Food and Drug Safety. To export chili to the Korean market, Vietnamese chili producers must obtain test results for pesticide residues from one of the eight laboratories approved by the Ministry of Agriculture and Rural Development. According to the Plant Protection Department, in order to facilitate export activities and not disrupt the trade of agricultural products between Vietnam and Korea, exporters need to fully meet the regulations of the import market.

Ipsard

AGRO@INFO


Any comments. please send to:

INFORMATION CENTER FOR AGRICULTURE AND RURAL DEVELOPMENT
INSTITUTE OF POLICY AND STRATEGY FOR AGRICULTURE AND RURAL
DEVELOPMENT

Address: *16 Thuy Khue Street. Thuy Khue Wd.. Tay Ho Dist.. Hanoi*

Email: thongtinhtruong@ipsard.gov.vn; info@agro.gov.vn

Website: <http://agro.gov.vn/>



Xem thêm báo cáo