

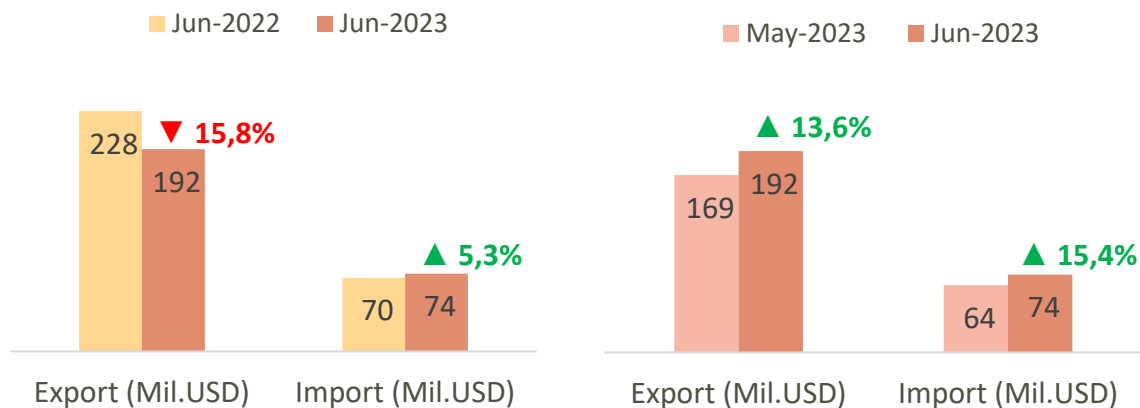
# MONTHLY REPORT ON AGRI-PRODUCT EXPORT *FROM THE REPUBLIC OF KOREA\* MARKET*



\* in short called Korea

# THE SITUATION OF AGRO-FORESTRY-FISHERY (AFF) PRODUCT EXPORT FROM VIETNAM TO THE KOREA IN JUN-2023

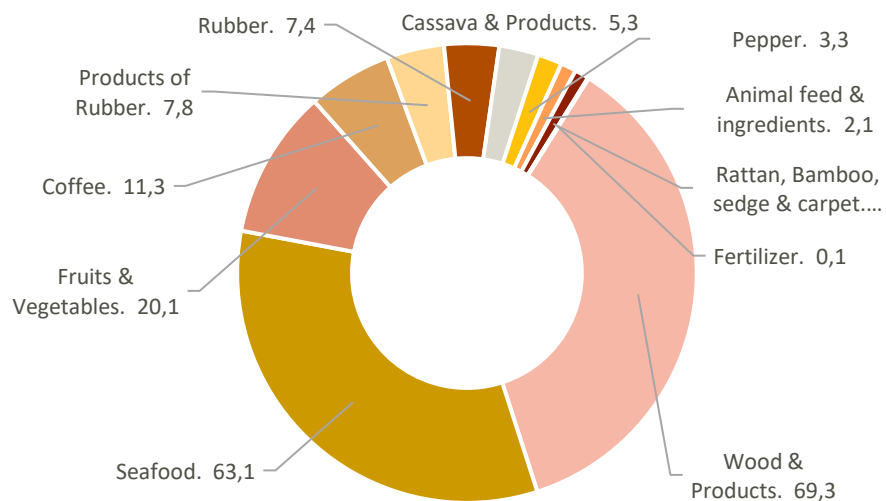
## AFF product import-export turnover between Vietnam and Korea, Jun-2023



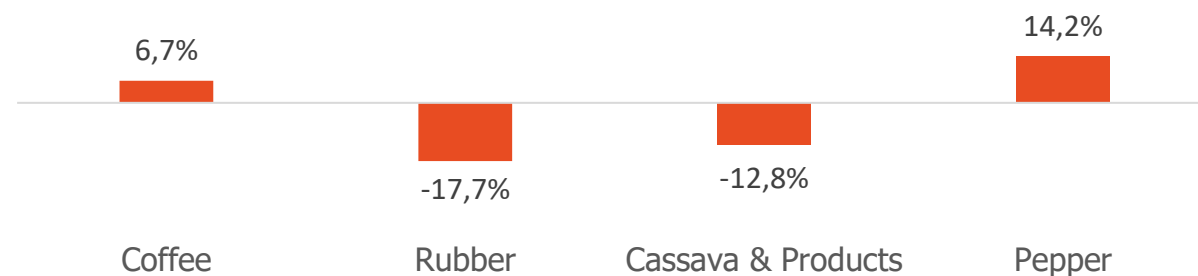
## Changes in key AFF product export value to the Korea in Jun-2023 compared to Jun-2022



## Key AFF product export value to Korea, Jun-2023



## Changes in average export value of key AFF products to Korea in Jun-2023 compared to Jun-2022





1

## South Korea cuts its growth outlook for 2023 due to concerns about global economic instability and weak growth in China and the US

South Korea's Finance Ministry forecasts that the country's gross domestic product (GDP) will grow by 1.4% this year, down slightly from the previous forecast of 1.6%. At the same time, the economy is expected to recover next year with GDP growth reaching 2.4%.

Analysts also downgraded their forecast for South Korea's inflation rate. Economists from the Ministry of Finance of South Korea forecast the growth rate of the consumer price index (CPI) will slow to 3.3% by the end of 2023 - down slightly from the previous estimate of 3.5% and is expected to decrease further next year.

To support economic growth, the South Korean government said it will prepare measures to support export businesses with the goal of ensuring orders from abroad reach \$ 35 billion this year.

South Korea's Finance Ministry also said it would not raise fees this year as part of efforts to ease the burden of living costs on consumers.

Source: Vtv.vn

2

## Exports to Korea gradually recovered clearly

According to statistics of the General Department of Customs, the export turnover of Vietnamese goods to the Korean market in June 2023 reached 1.8 billion USD, up 15% compared to the previous month. 6 months of 2023 reached 11 billion USD, down 9.1% over the same period last year.

Of which a number of agricultural, forestry and fishery products grew well such as: Vegetables and fruits exported to Korea were also in the top growth, reaching 102 million USD, up 12%; coffee 54.5 million USD, up 10%.



Source: Congthuong

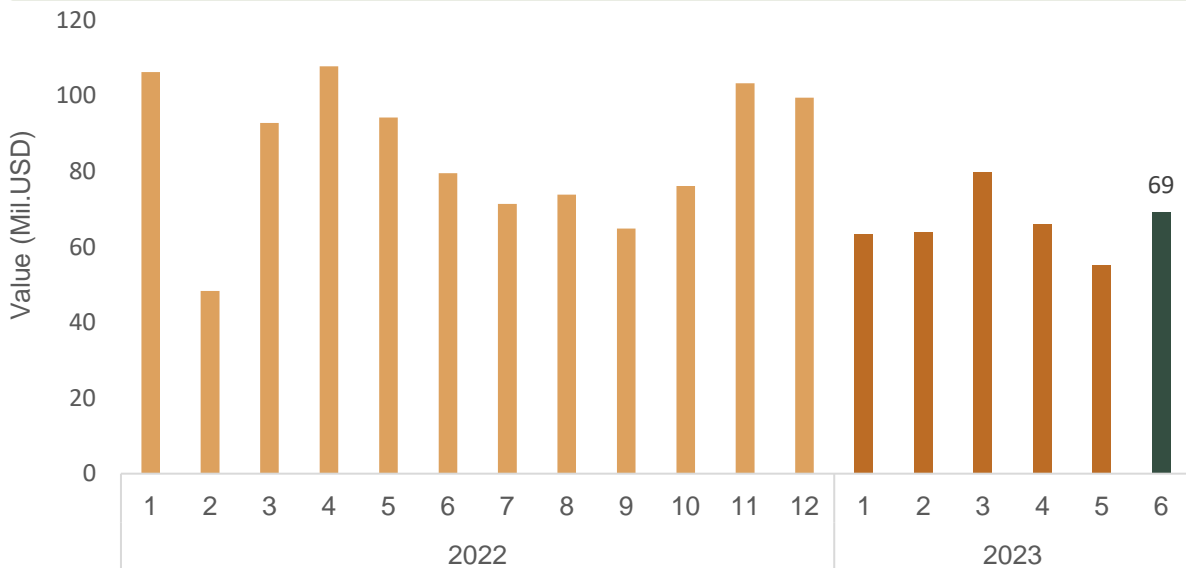






# WOOD & WOODEN PRODUCTS

Export value to Korea, Jun-2023



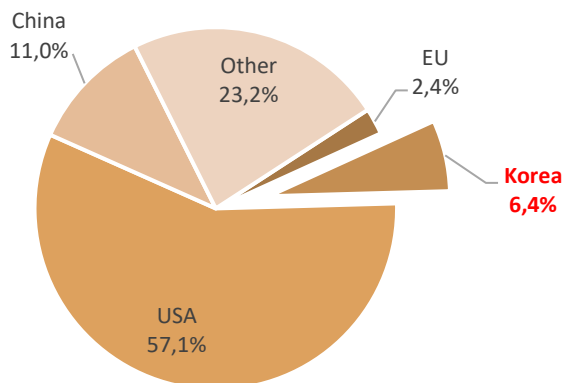
Export results to Korea, Jun-2023

**VALUE**

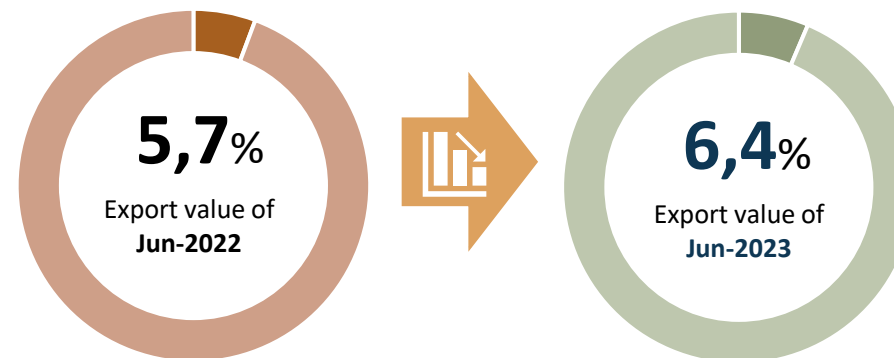
↗ Increase **25.5%** compared to May-2023  
 ↘ Decrease **12.9%** compared to Jun-2022  
 ↓ **16 mil.USD** less than the monthly average rate in 2022  
 \* Accumulated 6 months of 2023 reaches **398** mil.USD, **39%** of total 2022

**69**  
Mil.USD

Percentage of export value to Korea, Jun-2023



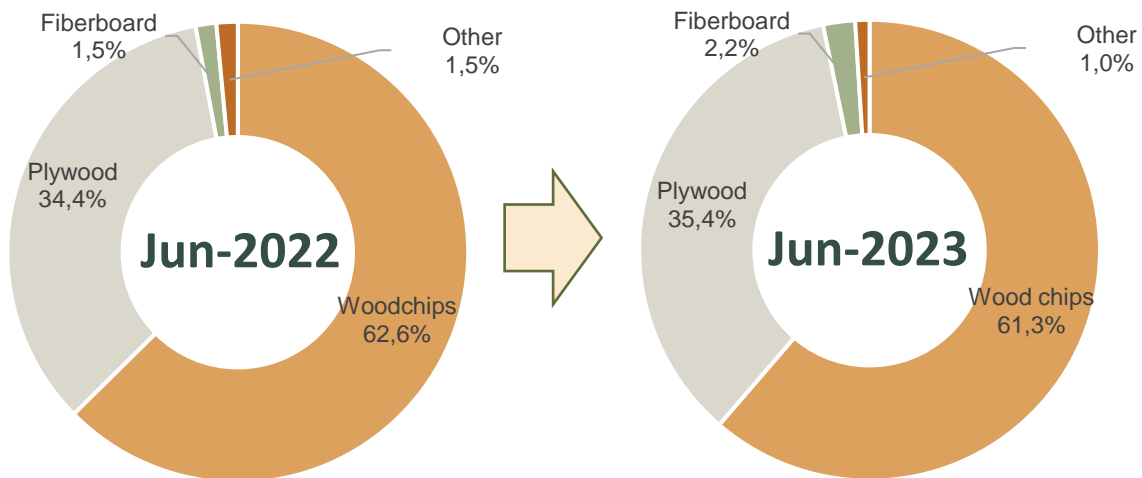
Changes in percentage of export results to Korea, Jun-2023





# WOOD & WOODEN PRODUCTS

## Structure of exports by products to Korea, Jun-2023



## Export results to Korea, Jun-2023



### Woodchips

Value: **31** Mil.USD

Increase **59%** compared to May-2023

Decrease **17%** compared to Jun-2022



### Plywood

Value: **18** Mil.USD

Increase **4%** compared to May-2023

Decrease **13%** compared to Jun-2022



### Fiberboard

Value: **1.1** Mil.USD

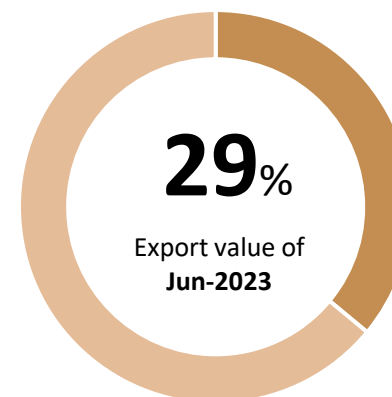
Decrease **18%** compared to May-2023

Increase **21%** compared to Jun-2022

## TOP 5 export enterprises by value to Korea, Jun-2023



## Value ratio of TOP 5 export enterprises to Korea, Jun-2023





# WOOD & WOODEN PRODUCTS

## SPOTLIGHT

The value of wood imports in May 2023 of Korea increased by 17.9% compared to April and the import volume also increased by 8.2%. The reason for the increase in import volume in May was the increase of woodchip imports by 155,000 tons, sawn timber by 42,000 m<sup>3</sup> and pulp by 28,000 tons. However, imports of logs fell 14.6% and veneers decreased by 63%.

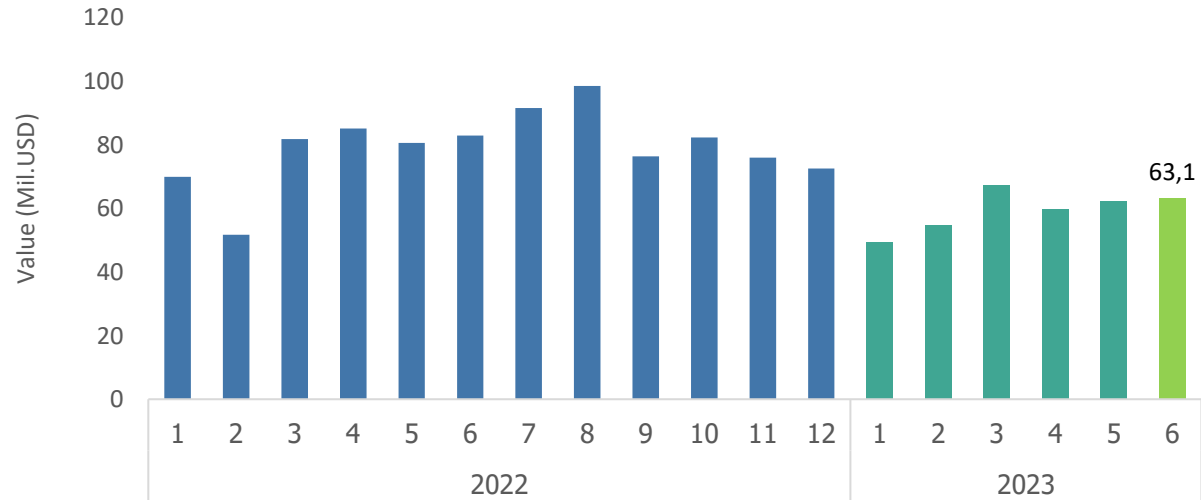
*Source: WoodKorea*



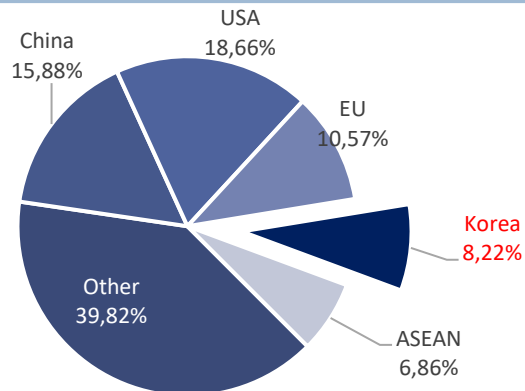


# SEAFOOD

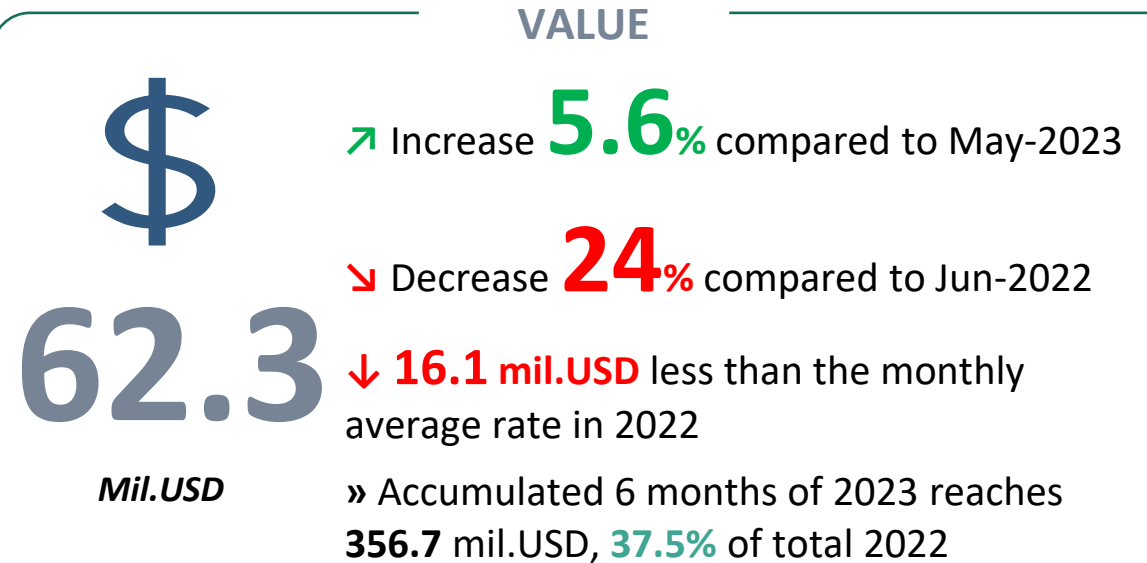
## Export value to Korea, Jun-2023



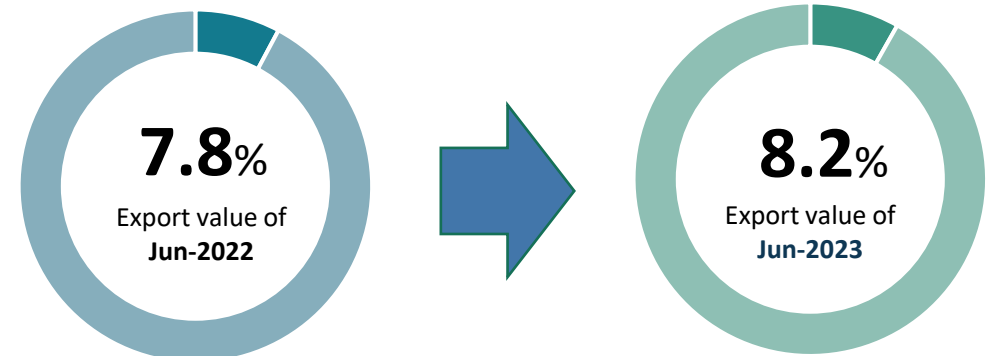
## Percentage of export value to Korea, Jun-2023



## Export results to Korea, Jun-2023



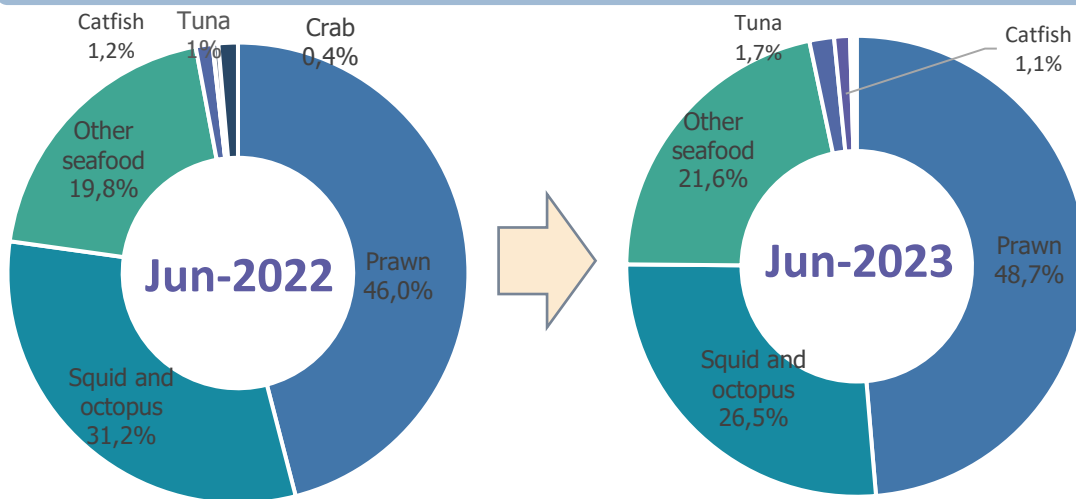
## Changes in percentage of export results to Korea, Jun-2023





# SEAFOOD

## Structure of exports by products to Korea , Jun-2023



## Export results to Korea, Jun-2023



### Prawn

Value: **30.4** Mil.USD

Decrease **0.1%** compared to May-2023

Decrease **20.3%** compared to Jun-2022



### Squid and Octopus

Value: **16.6** Mil.USD

Increase **2.5%** compared to May-2023

Decrease **31.6%** compared to Jun-2022



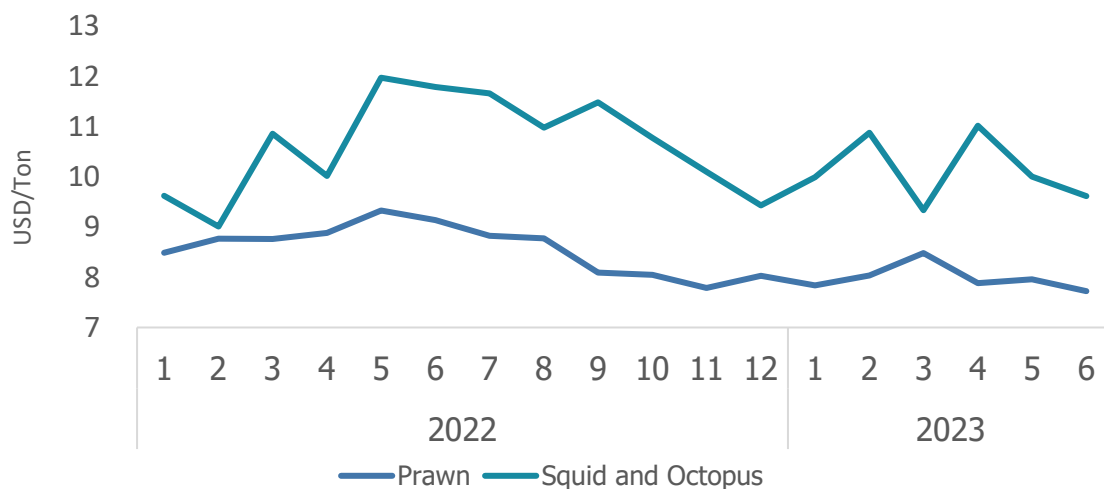
### Tuna

Value: **1.1** Mil.USD

Decrease **5.6%** compared to May-2023

Decrease **4.1%** compared to Jun-2022

## Average export price to Korea , Jun-2023



### Prawn

The average export price in Jun-2023 is **7.7** USD/kg; decrease **3.0%** compared to the previous month; and decrease **15.5%** compared to the same month of 2022.

### Squid and Octopus

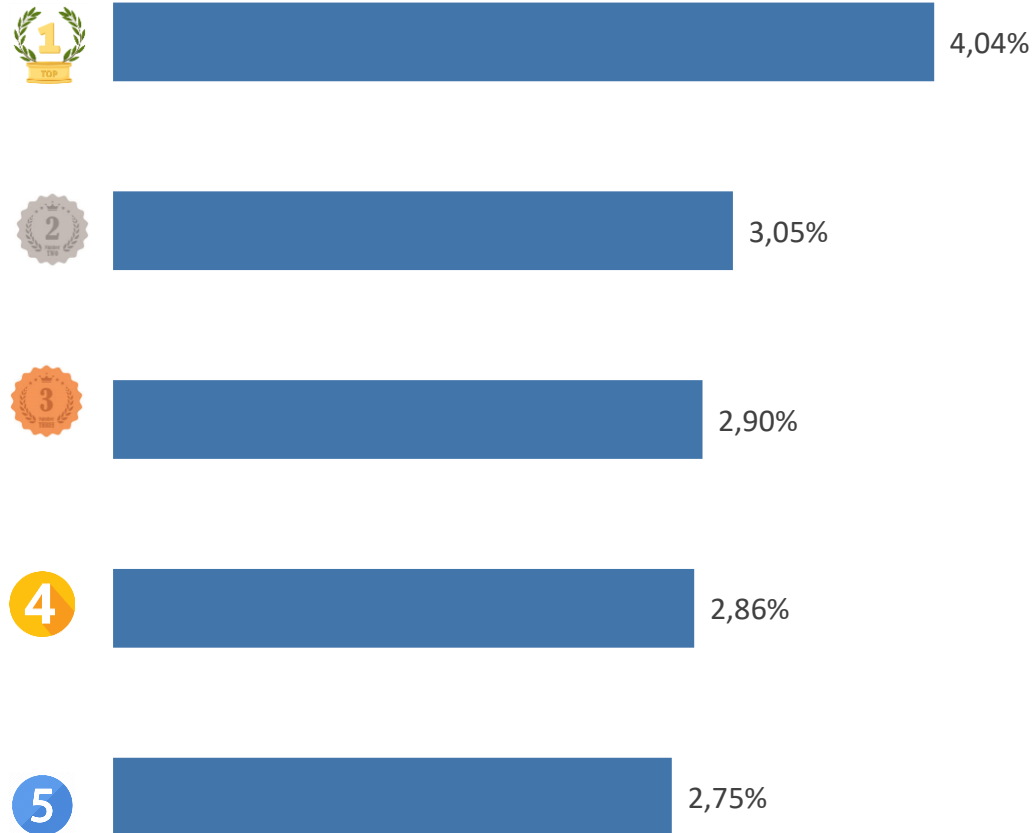
The average export price in Jun-2023 is **9.6** USD/kg; decrease **4%** compared to the previous month; and decrease **18.4%** compared to the same month of 2022.



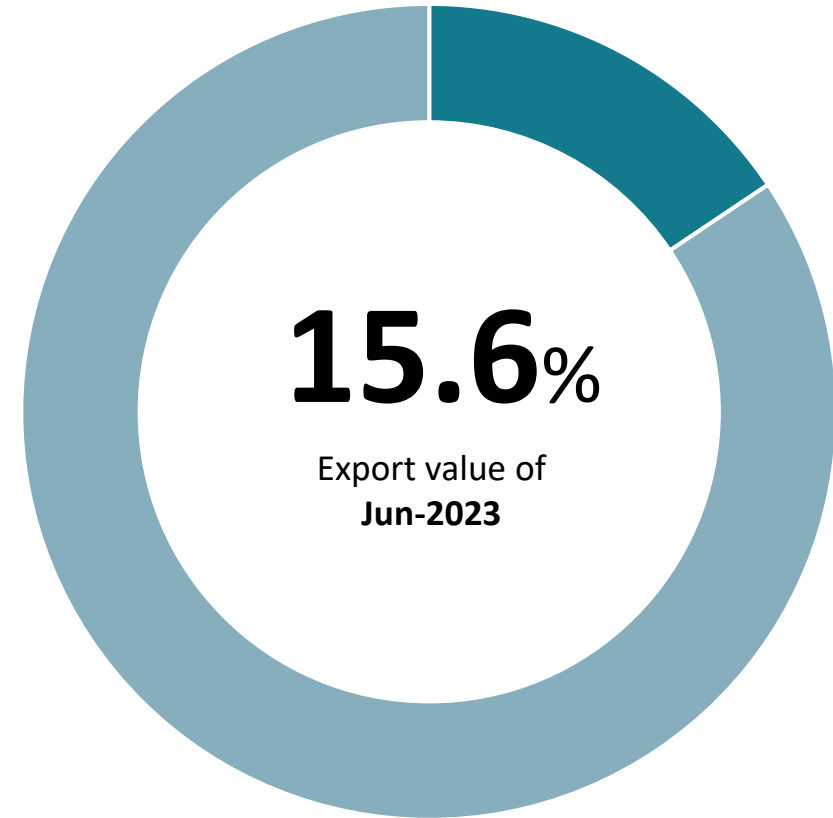


# SEAFOOD

TOP 5 export enterprises by value to Korea, Jun-2023



Value ratio of TOP 5 export enterprises to Korea, Jun-2023



1

### Japan asks South Korea to accept seafood imports from Fukushima

Japan continues to ask Korea to import seafood from Fukushima, hoping that Korea will soon lift the import ban by explaining that products in the area are still safe. The Director General of the International Atomic Energy Agency (IAEA) Rafael Grossi will visit Tokyo in early July 2023 to submit the final report on the safety assessment of the wastewater discharge plan at the Fukushima Daiichi nuclear power plant. In the face of ever-improving bilateral relations, Japan is expecting the Korean authorities to ease restrictions on Japanese seafood products.

*Source: Vasep (7/2023)*

2

### Korean pollock imports decrease

Korea's pollock imports in June 2023 reached 9,289 tons, down 71% from 31,807 tons in the same period last year. Total imports of this item in the first half of this year reached 78,415 tons, down 55% over the same period. In terms of value over the same period last year, pollock imports in June 2023 reached US\$4.26 million, down 80%; accumulated in the first half of the year reached 85.68 million USD, down 60%.

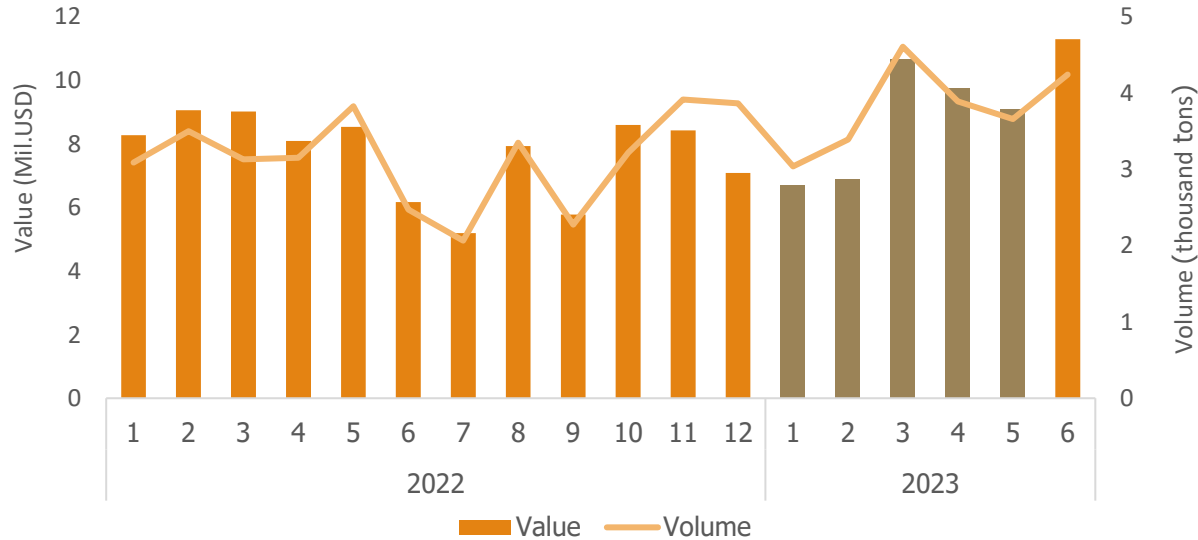
*Source: Vasep (7/2023)*





# COFFEE

## Export volume and value to Korea, Jun-2023



## Export results to Korea, Jun-2023

### VALUE

**11.3** *Mil.USD* \$

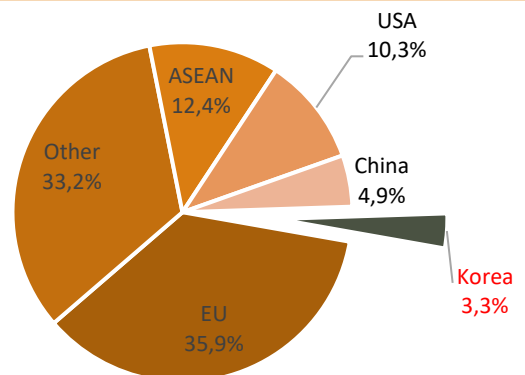
- ↗ Increase **24.2%** compared to May-2023
- ↗ Increase **83%** compared to Jun-2022
- ↑ **3.6 Mil.USD** more than the monthly average rate in 2022
- ◆ Accumulated 6 months of 2023 reaches **54.4 mil.USD, 59%** of total 2022

### VOLUME


**3.7** *Ths.tons*

- ↗ Increase **15.9%** compared to May-2023
- ↗ Increase **71.5%** compared to Jun-2022
- ↑ **1.1 Ths.tons** more than the monthly average rate in 2022
- ◆ Accumulated 6 months of 2023 reaches **22.8 Ths.tons, 60.3%** of total 2022

## Percentage of export value to Korea, Jun-2023



## Changes in percentage of export results to Korea, Jun-2023

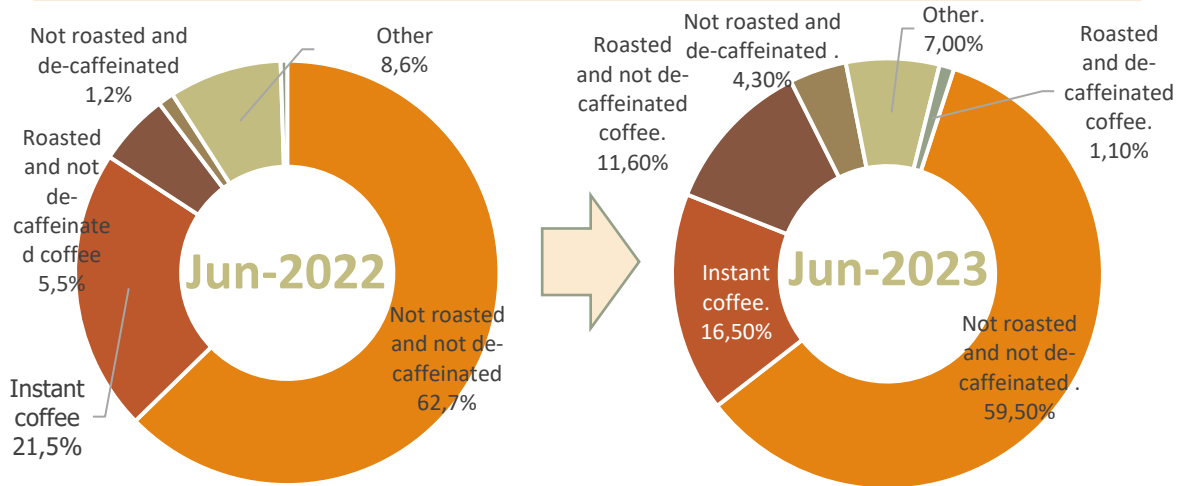


Source: Calculated from data of the General Department of Customs



# COFFEE

## Structure of exports by products to Korea, Jun-2023



## Export results to Korea, Jun-2023



### Not roasted and not decaffeinated Coffee

Value: **6.7** Mil.USD

Increase **7%** compared to May-2023

Increase **1.8%** compared to Jun-2022



### Instant coffee

Value: **1.4** Mil.USD

Increase **1.4%** compared to May-2023

Increase **33.2%** compared to Jun-2022



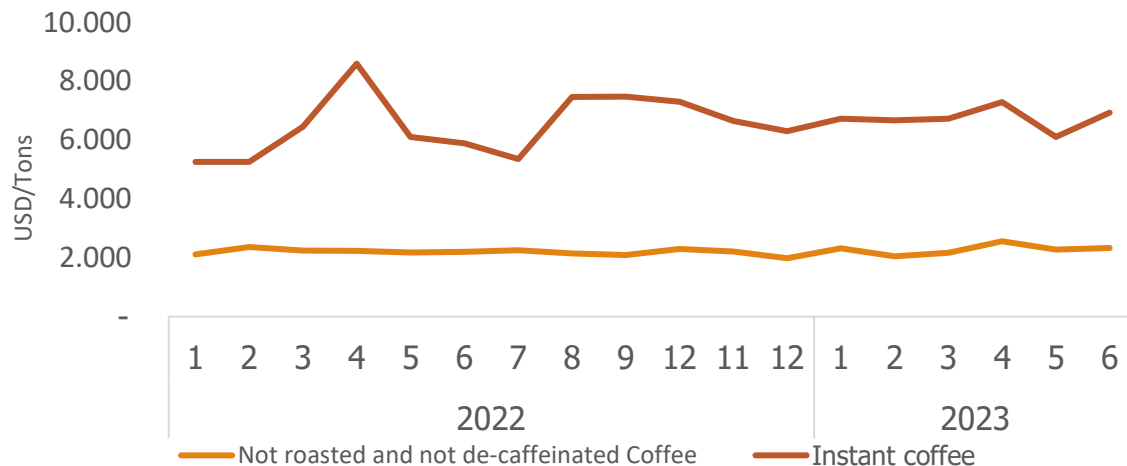
### Roasted and not decaffeinated coffee

Value: **0.8** Mil.USD

Increase **8.8%** compared to May-2023

Increase **440%** compared to Jun-2022

## Average export price to Korea



### Instant coffee

The average export price in Jun-2023 is **6,100** USD/tons; increase **13.6%** compared to the previous month; and increase **17.7%** compared to the same month of 2022.

### Not roasted and not decaffeinated Coffee

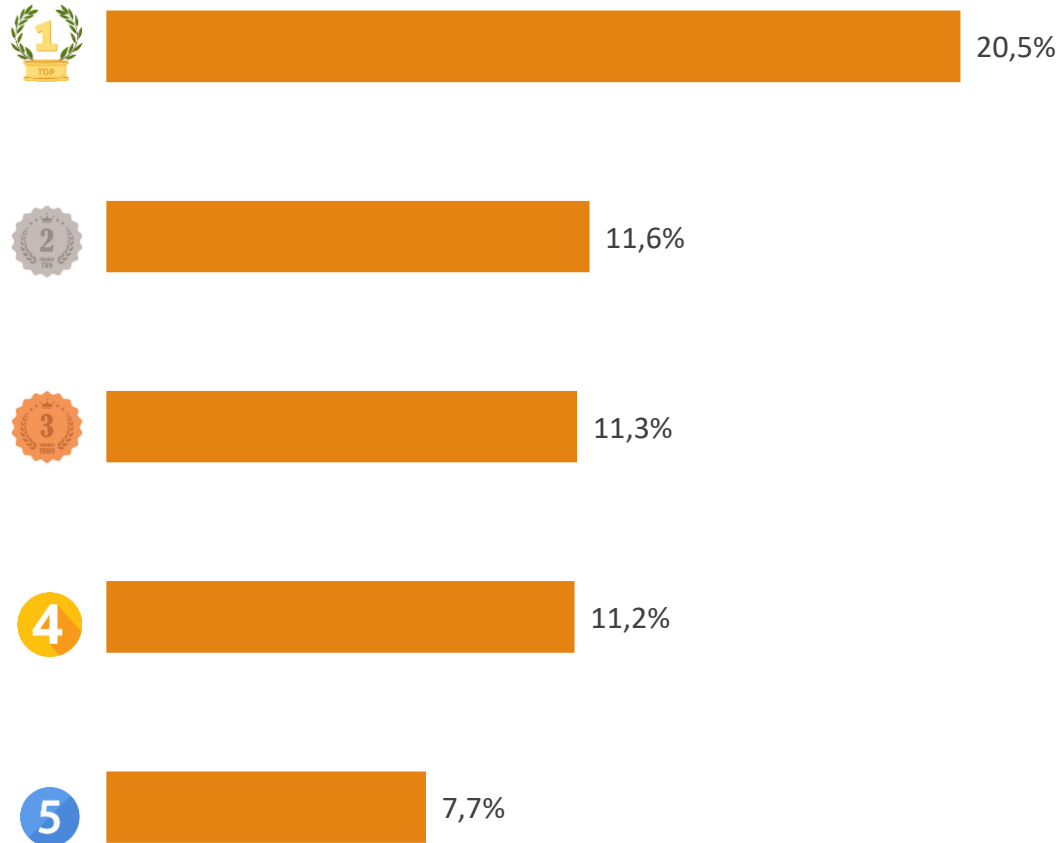
The average export price in Jun-2023 is **2,281** USD/tons; increase **2.2%** compared to the previous month; and increase **5.6%** compared to the same month of 2022.



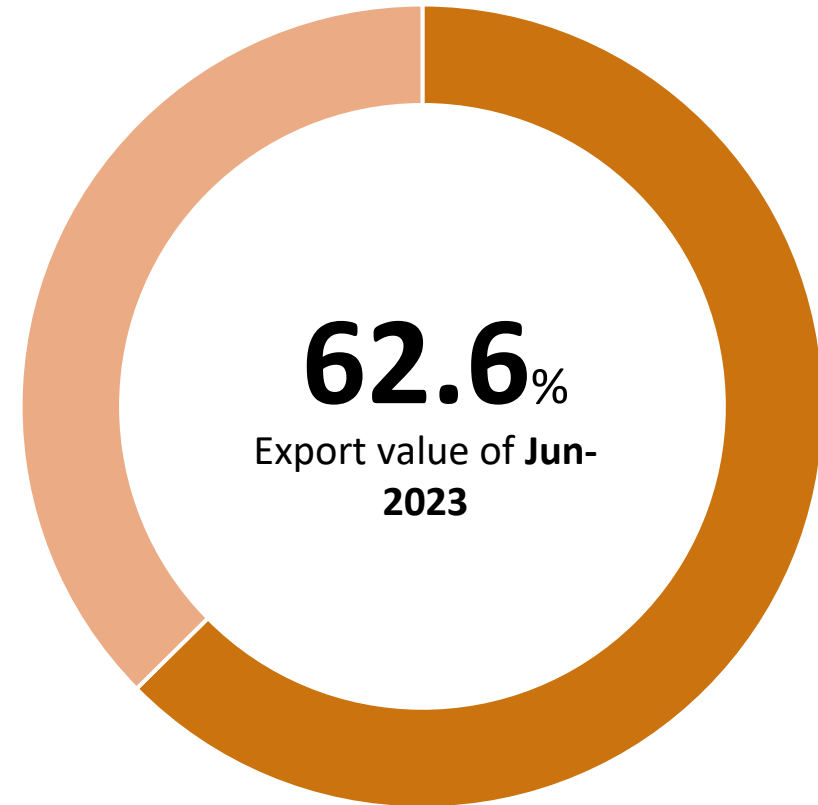


# COFFEE

## TOP 5 export enterprises by value to Korea, Jun-2023



## Value ratio of TOP 5 export enterprises to Korea, Jun-2023





# COFFEE



## SPOTLIGHT

1

According to Korean Customs, the price of coffee imports in June 2023 has decreased by 21% since the peak of the previous year (\$7.1/ton). However, the price of coffee in the Korean market has not yet decreased due to high domestic demand and high labor costs.

According to the Korea Economic Research Institute, Korean adult coffee consumption reaches 353 cups per year, 1.3 times higher than the world average.

*Source: Biz.chosun.com (7/2023)*

2

According to the Korean Business Research Institute, in July 2023, the top 5 favorite coffee brands in the market were Starbucks, Mega Coffee, Compoz Coffee, Twosome Place, Pak Dabang.

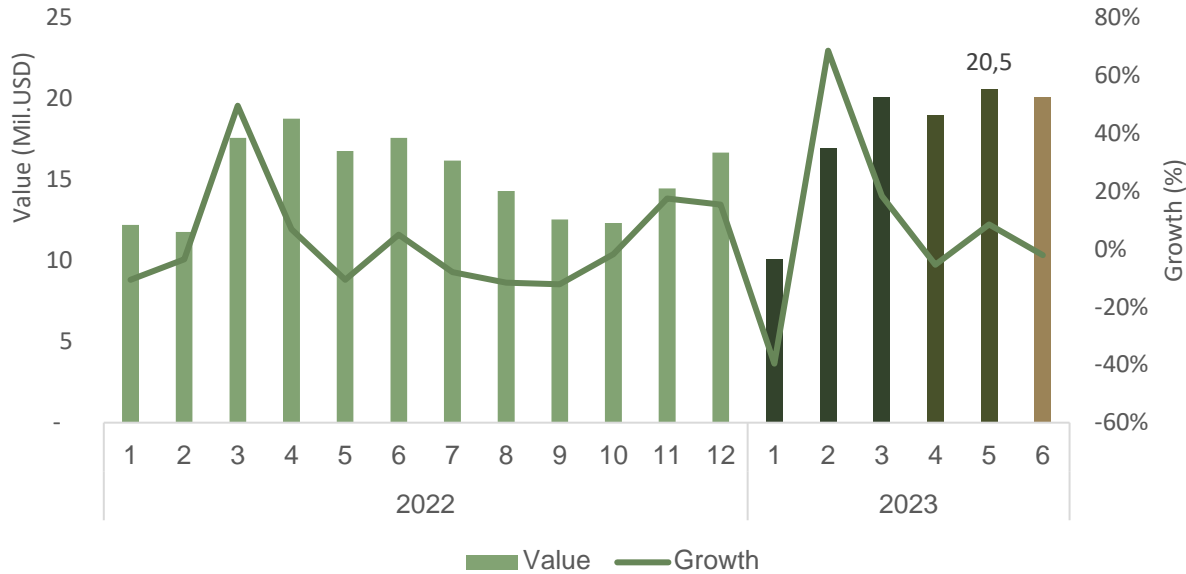
*Source: M.wsobi.com (7/2023)*





# FRUITS & VEGETABLES (EXPORT)

## Export value to Korea, Jun-2023



## Export results to Korea, Jun-2023

### VALUE



↘ Decrease **2.2%** compared to May-2023

↗ Increase **14.4%** compared to Jun-2022

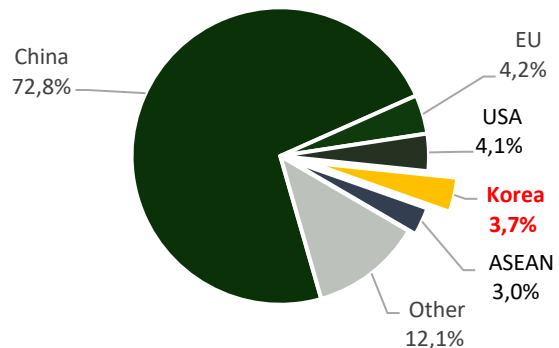
**20.1**

Mil.USD

↑ **5.0 mil.USD** more than the monthly average rate in 2022

\* Accumulated 6 months of 2023 reaches **106.2 mil.USD**, **58.7%** of total 2022

## Percentage of export value to Korea, Jun-2023



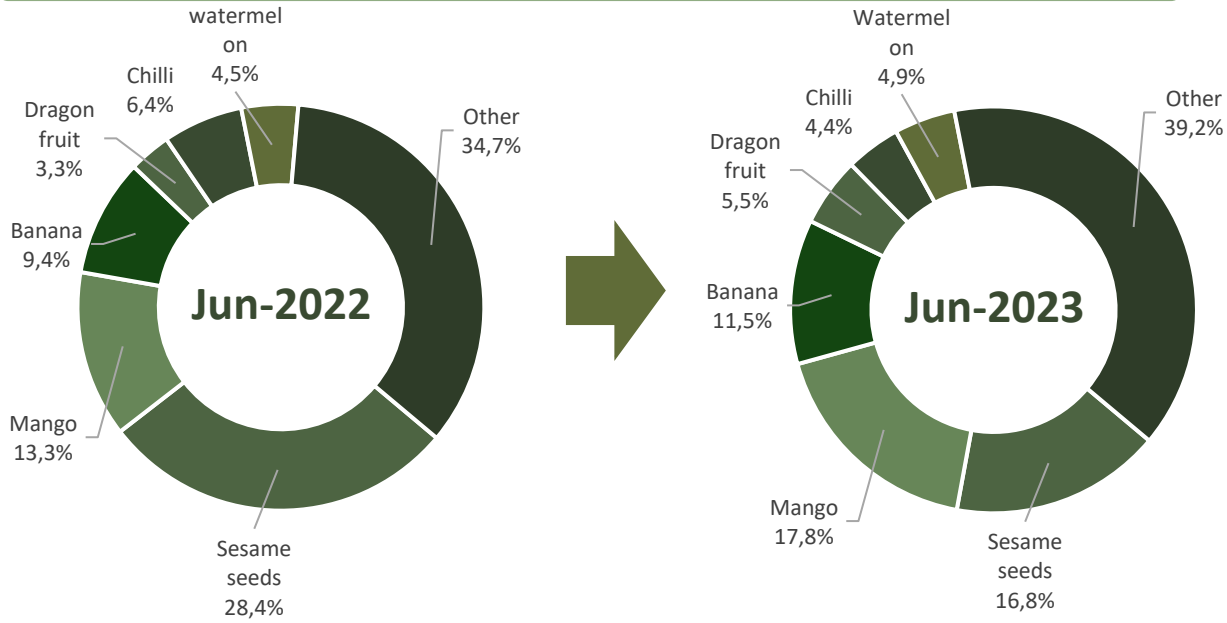
## Changes in percentage of export results to Korea, Jun-2023





# FRUITS & VEGETABLES (EXPORT)

## Structure of exports by products to Korea, Jun-2023



## Export results to Korea, Jun-2023



### Sesame seeds

Value: **3.4** Mil.USD

Decrease **5.4%** compared to May-2023

Decrease **32.4%** compared to Jun-2022



### Mango

Value: **3.6** Mil.USD

Increase **16.9%** compared to May-2023

Increase **53.7%** compared to Jun-2022



### Banana

Value: **2.3** Mil.USD

Decrease **7.7%** compared to May-2023

Increase **40.2%** compared to Jun-2022



### Dragon fruit

Value: **1.1** Mil.USD

Decrease **40.9%** compared to May-2023

Increase **87.3%** compared to Jun-2022



### Chilli

Value: **0.88** Mil.USD

Decrease **47.1%** compared to May-2023

Decrease **21.6%** compared to Jun-2022



### Watermelon

Value: **0.98** Mil.USD

Increase **22.4%** compared to May-2023

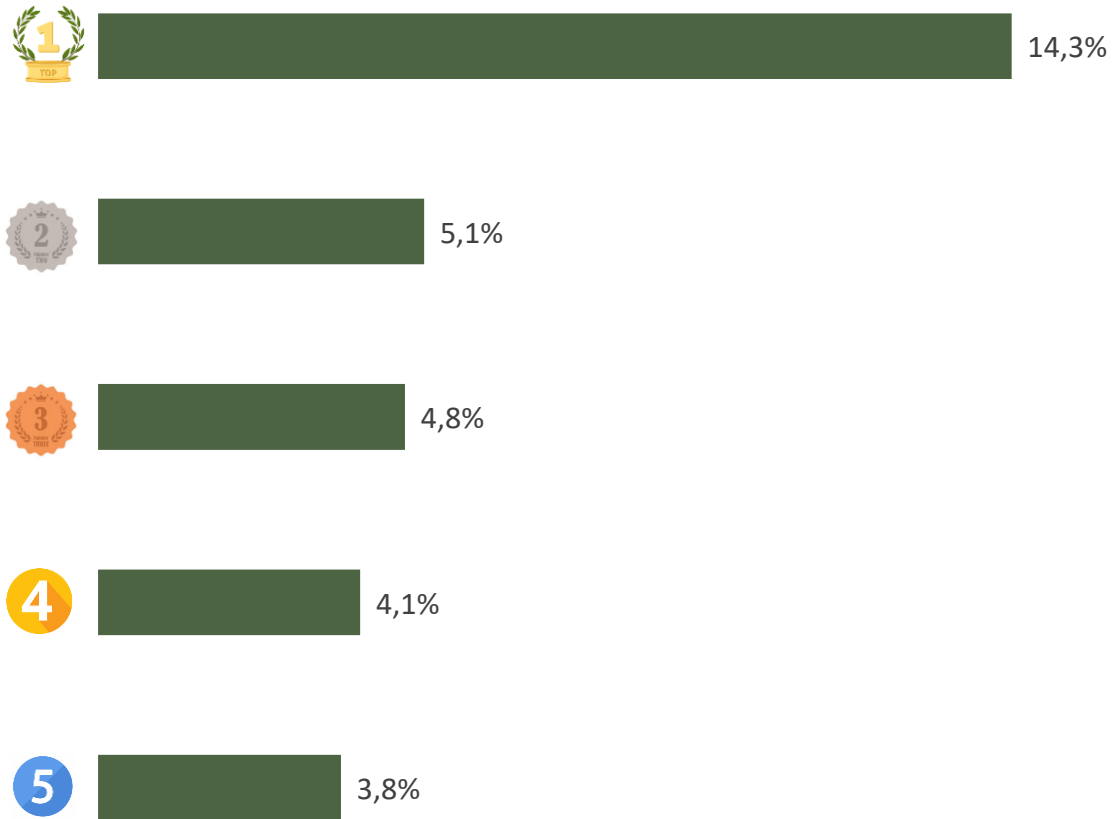
Increase **23.1%** compared to Jun-2022



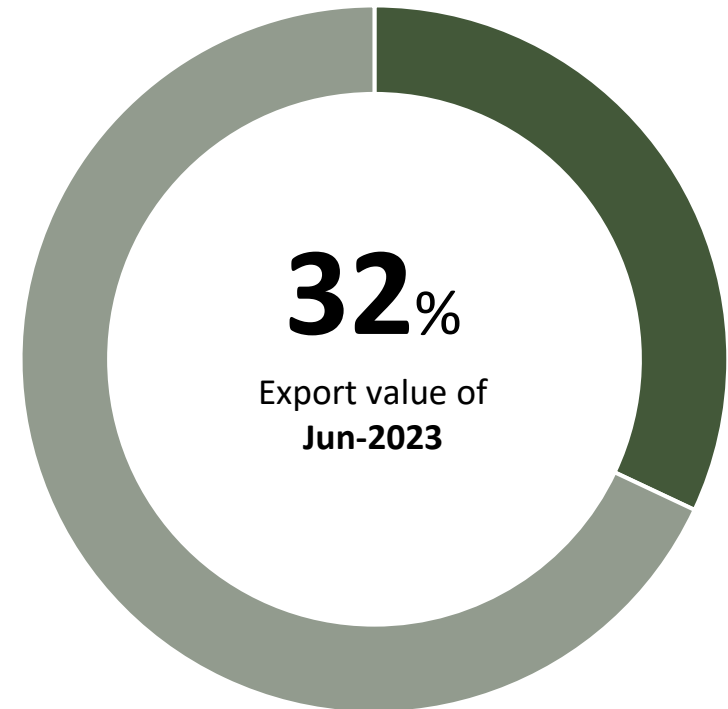


# FRUITS & VEGETABLES (EXPORT)

TOP 5 export enterprises by value to Korea, Jun-2023



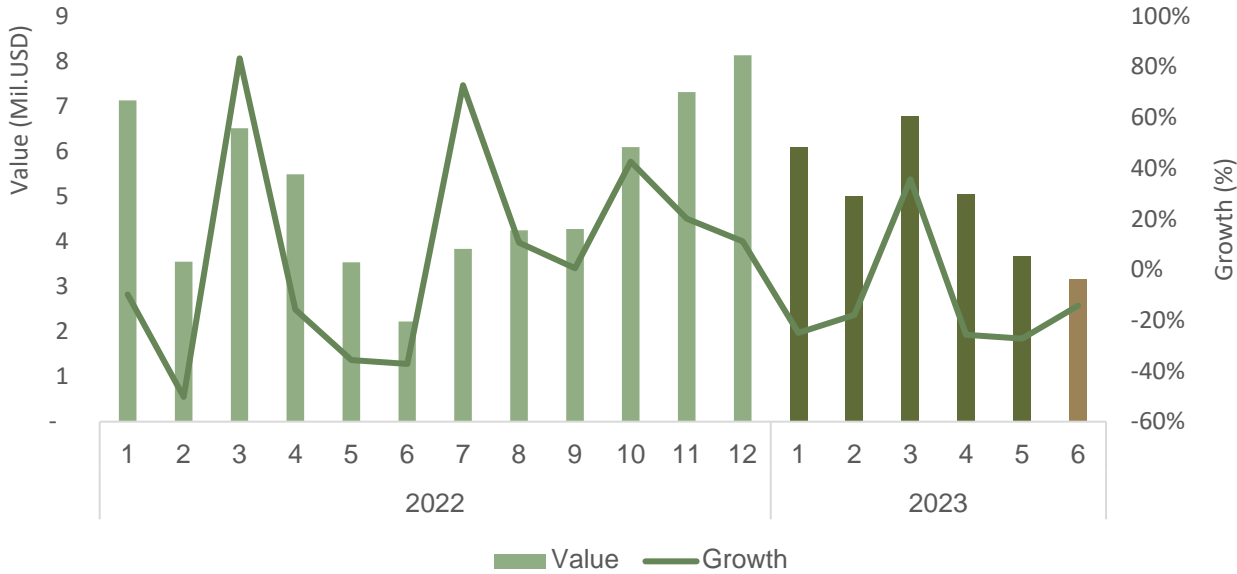
Value ratio of TOP 5 export enterprises to Korea, Jun-2023





# FRUITS & VEGETABLES (IMPORT)

## Import value from Korea, Jun-2023



## Import results from Korea, Jun-2023

### VALUE



# 3.2

Mil.USD

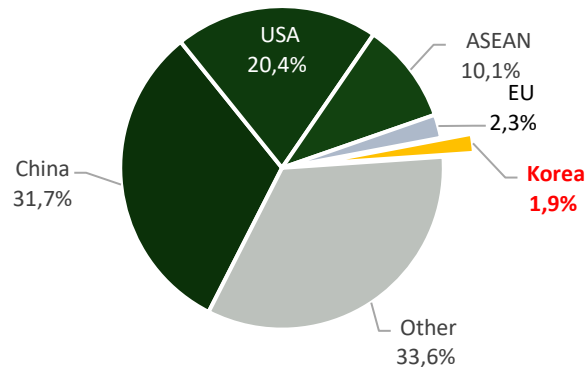
↘ Decrease **14.2%** compared to May-2023

↗ Increase **42%** compared to Jun-2022

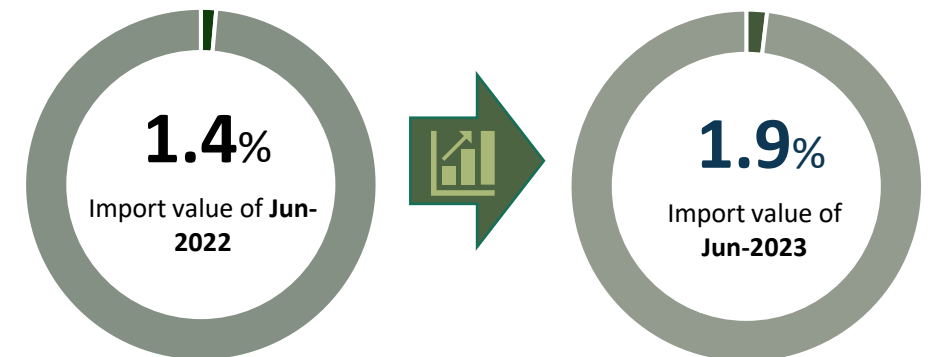
↘ **2 Mil.USD** less than the monthly average rate in 2022

\* Accumulated 6 months of 2023 reaches **29.9 Mil.USD**, **48%** of total 2022

## Percentage of import value from Korea, Jun-2023



## Changes in percentage of import value from Korea, Jun-2023





# FRUITS & VEGETABLES (IMPORT)

## Structure of import by products from Korea, Jun-2023



## Import results from Korea, Jun-2023



### Seaweed

Value: **2.3** Mil.USD

Decrease **10.6%** compared to May-2023

Increase **74.4%** compared to Jun-2022



### Grape

Value: **140** Ths.USD

Increase **780.2%** compared to May-2023

Increase **51.7%** compared to Jun-2022



### Pear

Value: **114** Ths.USD

Decrease **62.3%** compared to May-2023

Decrease **37.5%** compared to Jun-2022



### Mushrooms

Value: **139** Ths.USD

Decrease **20.8%** compared to May-2023

Decrease **30.1%** compared to Jun-2022



### Almond

Value: **38** Ths.USD

Decrease **1.3%** compared to May-2023

Increase **3.181%** compared to Jun-2022

# FRUITS & VEGETABLES (IMPORT)

## SPOTLIGHT

...



Korean onion producers called on the government to withdraw its decision to increase TRQ (low tariff quota) onions by 90,000 tons. However, the Korean government has planned to announce the tender for the first 20,000 tons, the remaining 70,000 tons will be discussed later.

The Korea Garlic Producers Association called on the government to immediately take measures to stabilize supply and demand, including measures to purchase and store garlic products because the market price of garlic is lower than the production cost. The reason is that this year's weather is unfavorable for production, causing garlic output to decrease, and at the same time, increased labor costs lead to increased production costs.

Source : [Tridge.com](http://Tridge.com)

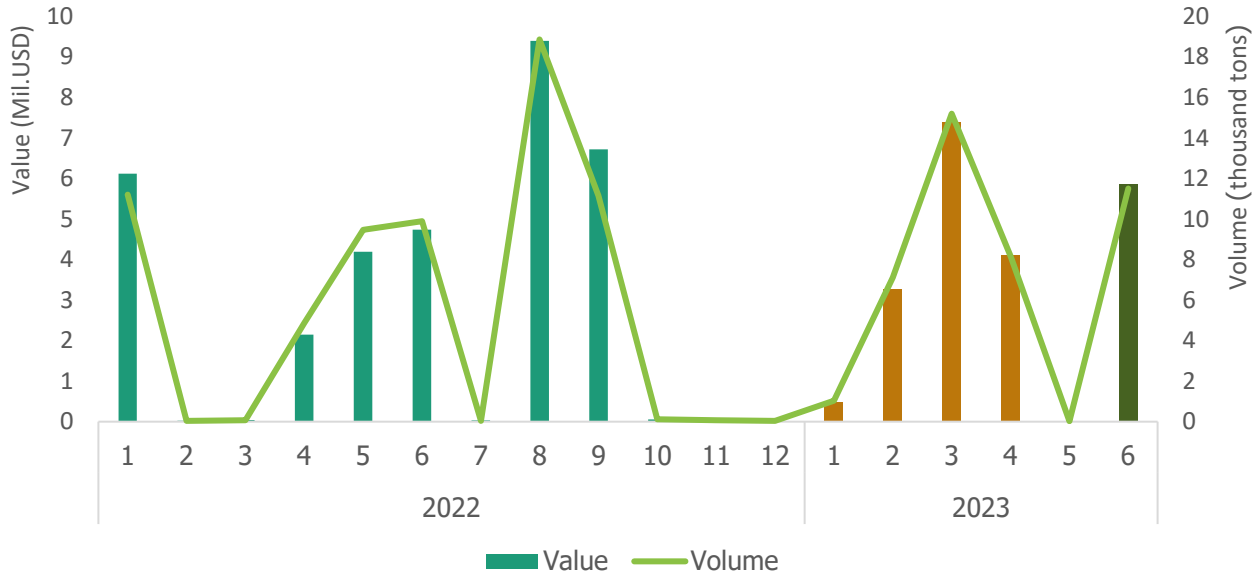






# RICE

## Export volume and value to Korea, Jun-2023



## Export results to Korea, Jun-2023

**VALUE**  
**5.9** Mil. USD

↗ Increase **277** time compared to May-2023

↗ Increase **23.8%** compared to Jun-2022

↑ **3.1 Mil.USD** more than the monthly average rate in 2022

\* Accumulated 6 months of 2023 reaches **21.1** mil.USD, **63%** of total 2022

**VOLUME**  
**11.5** Ths.tons

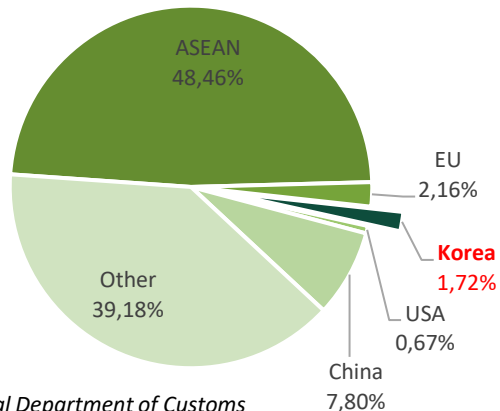
↗ Increase **572** time compared to May-2023

↗ Increase **16.3%** compared to Jun-2022

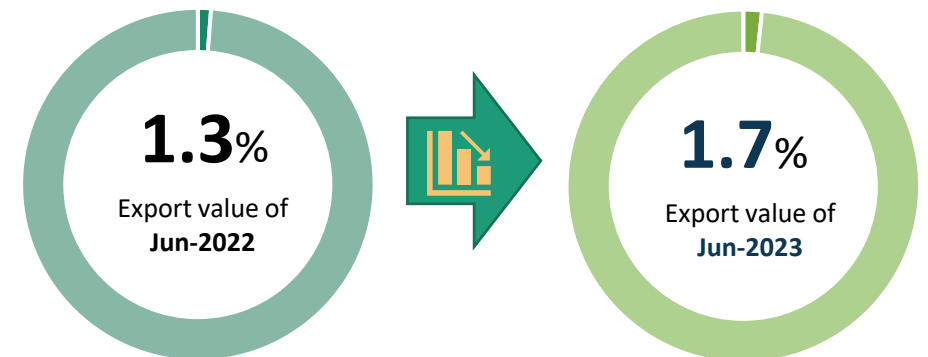
↑ **6 Ths.tons** more than the monthly average rate in 2022

\* Accumulated 6 months of 2023 reaches **43** Ths.tons, **65.4%** of total 2022

## Percentage of export value to Korea, Jun-2023



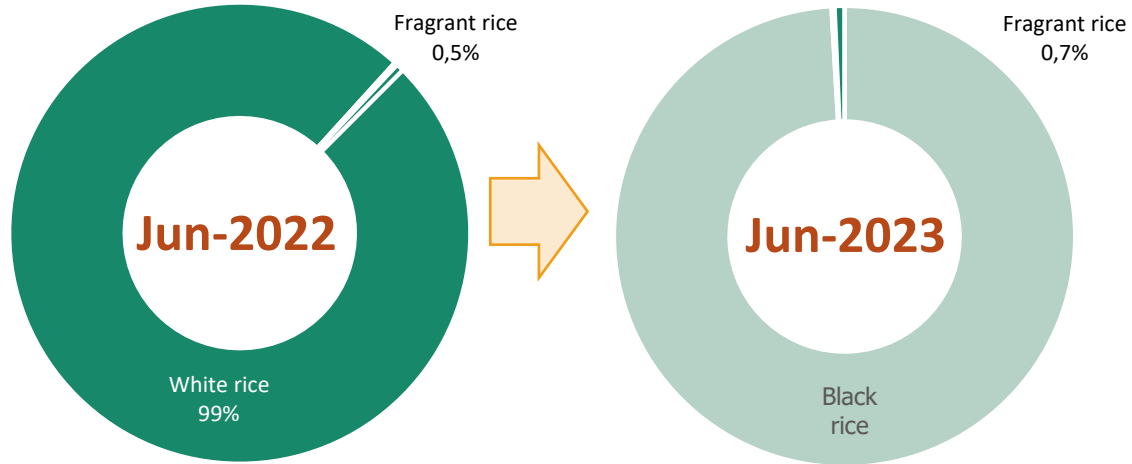
## Changes in percentage of export results to Korea, Jun-2023



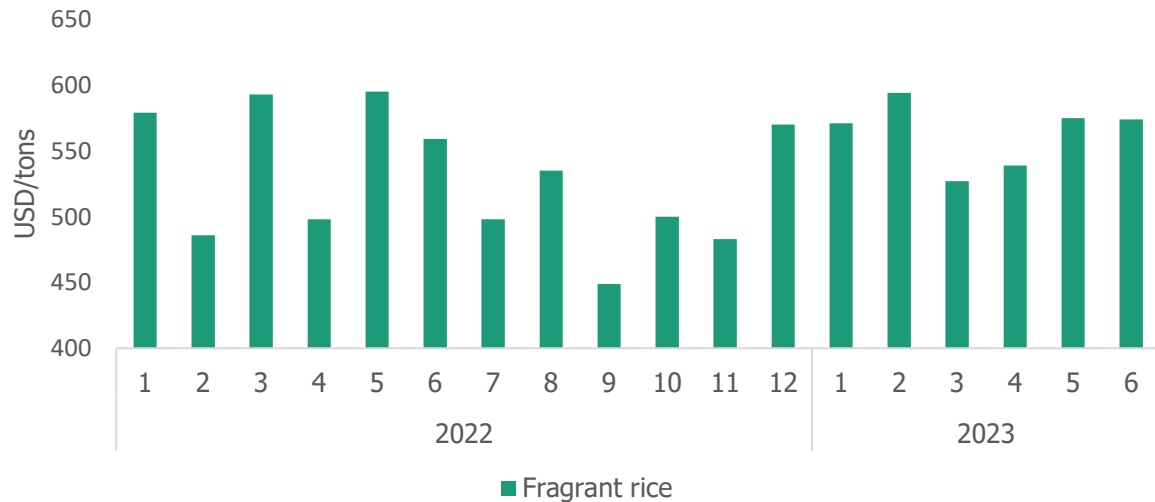


# RICE

## Structure of exports by products to Korea, Jun-2023



## Average export price to Korea, Jun-2023



## Export results to Korea, Jun-2023



### Black rice

Value: **5.9** Mil.USD

Increase **100%** compared to May-2023

Increase **100%** compared to Jun-2022



### Fragrant rice

Value: **39.9** Ths.USD

Increase **146%** compared to May-2023

Increase **61%** compared to Jun-2022



### Japonica rice

Value: **12.8** Ths.USD

Increase **100%** compared to May-2023

Increase **26%** compared to Jun-2022

## Fragrant rice

The average export price in Jun-2023 is **574** USD/tons; **decrease 0.3%** compared to the previous month; and **increase 3%** compared to the same month of 2022.



# RICE



## SPOTLIGHT

South Korea will sign an agreement with eight African countries to help increase rice production while reducing dependence on imported rice. Under the Rice Belt Project, Korea will build seed production facilities in Ghana, Guinea, Guinea-Bissau, Gambia, Senegal, Cameroon, Uganda and Kenya to produce rice varieties adapted to local conditions and yield 2 to 3 times with domestic varieties. The Korean Ministry of Agriculture said that Korea plans to invest about \$77 million in this project over four years with the goal of distributing 10,000 tons of rice seeds per year from 2027.

*Source: Reuters*





# PEPPER

## Export volume and value to Korea, Jun-2023



## Export results to Korea, Jun-2023

**VALUE**  
**8.3** Mil.tons

↗ Increase **298%** compared to May-2023

↗ Increase **141%** compared to Jun-2022

↑ **1.1 Mil.USD** more than the monthly average rate in 2022

\* Accumulated 6 months of 2023 reaches 8.5 tr.USD, **32%** of total 2022

**VOLUME**  
**814** tons

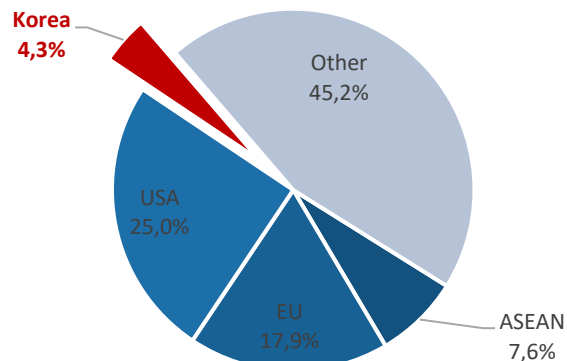
↗ Increase **272%** compared to May-2023

↗ Increase **177%** compared to Jun-2022

↑ **317 tons** more than the monthly average rate in 2022

\* Accumulated 6 months of 2023 reaches 2.1 Ths.tons, **35.2%** of total 2022

## Percentage of export value to Korea, Jun-2023



## Changes in percentage of export results to Korea, Jun-2023

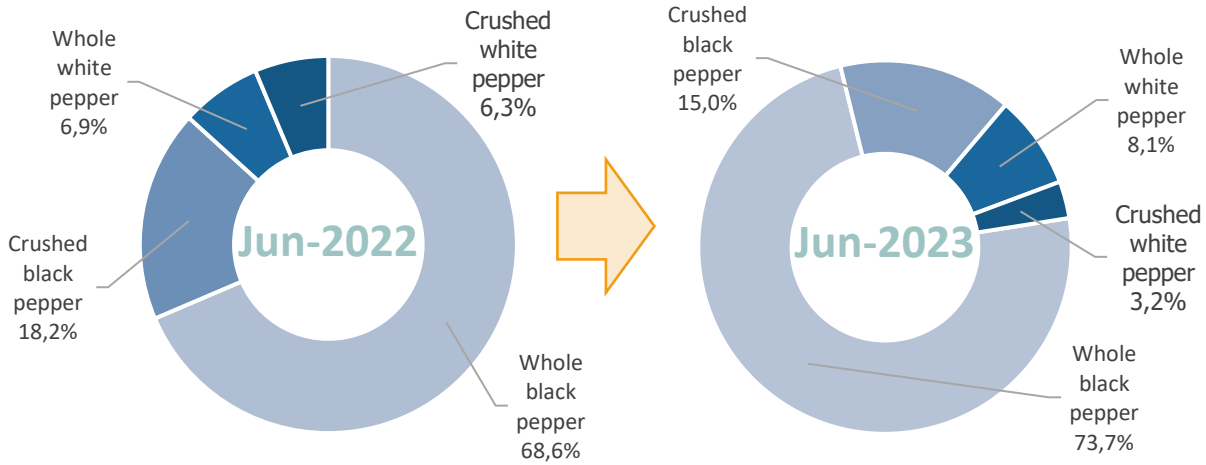




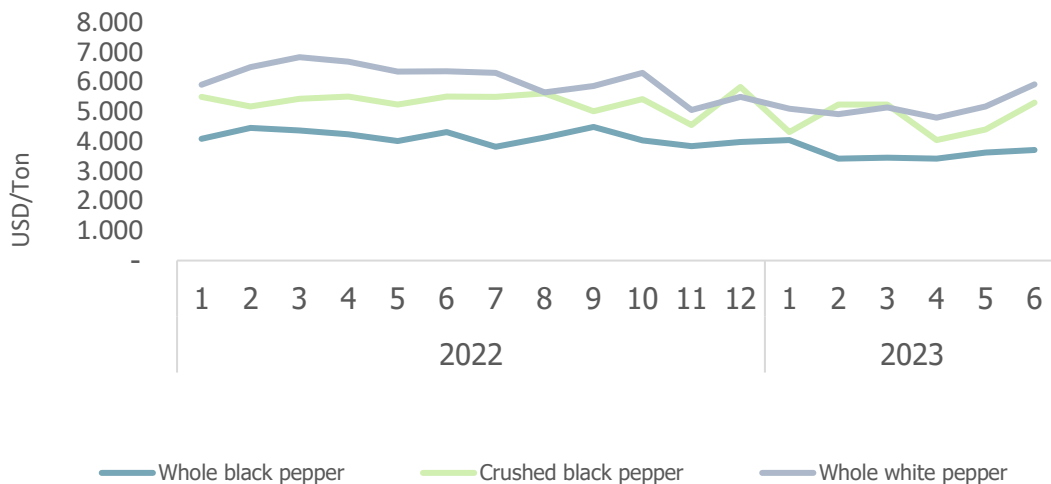


# PEPPER

## Structure of exports by products to Korea, Jun-2023



## Average export price to Korea, Jun-2023



## Export results to Korea, Jun-2023



### Whole black pepper

Value: **2.4** Mil.USD  
 Increase **394%** compared to May-2023  
 Increase **109%** compared to Jun-2022



### Crushed black pepper

Value: **0.5** Mil.USD  
 Increase **360%** compared to May-2023  
 Increase **99%** compared to Jun-2022



### Whole white pepper

Value: **0.3** Mil.USD  
 Increase **126%** compared to May-2023  
 Increase **183%** compared to Jun-2022

### Whole black pepper

The average export price in Jun-2023 is **3,622** USD/tons; **increase 2%** compared to the previous month; and **decrease 14%** compared to the same month of 2022.

### Crushed black pepper

The average export price in Jun-2023 is **4,397** USD/tons; **increase 21%** compared to the previous month; and **decrease 4%** compared to the same month of 2022.

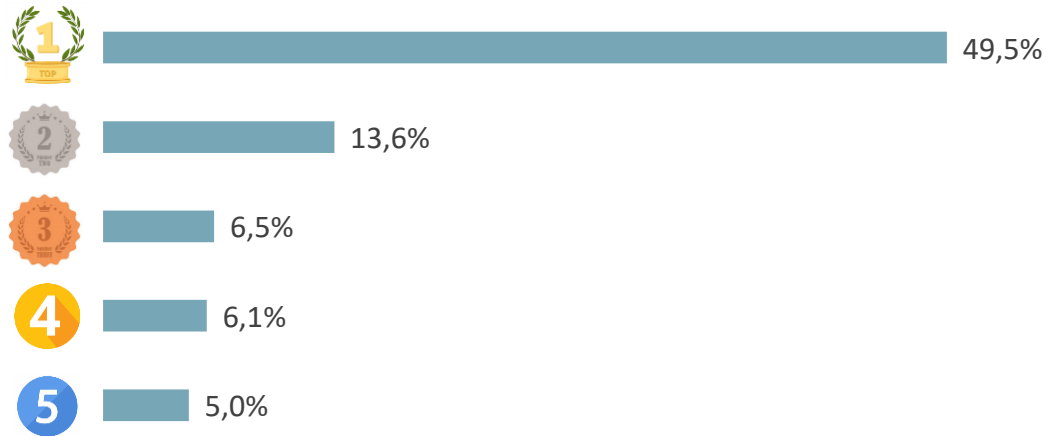
### Whole white pepper

The average export price in Jun-2023 is **4,171** USD/tons; **increase 14%** compared to the previous month; and **decrease 7%** compared to the same month of 2022.

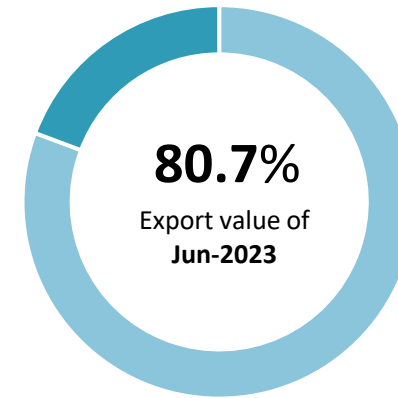


# PEPPER


## TOP 5 export enterprises by value to Korea, Jun-2023



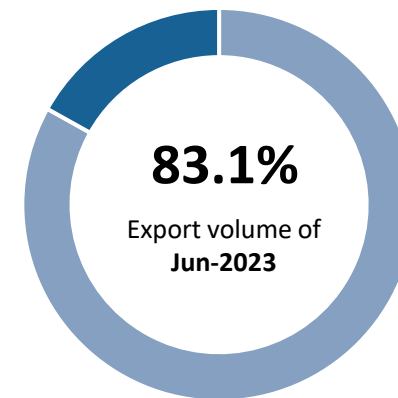
## Value ratio of TOP 5 export enterprises to Korea, Jun-2023



## TOP export enterprises by volume to Korea, Jun-2023



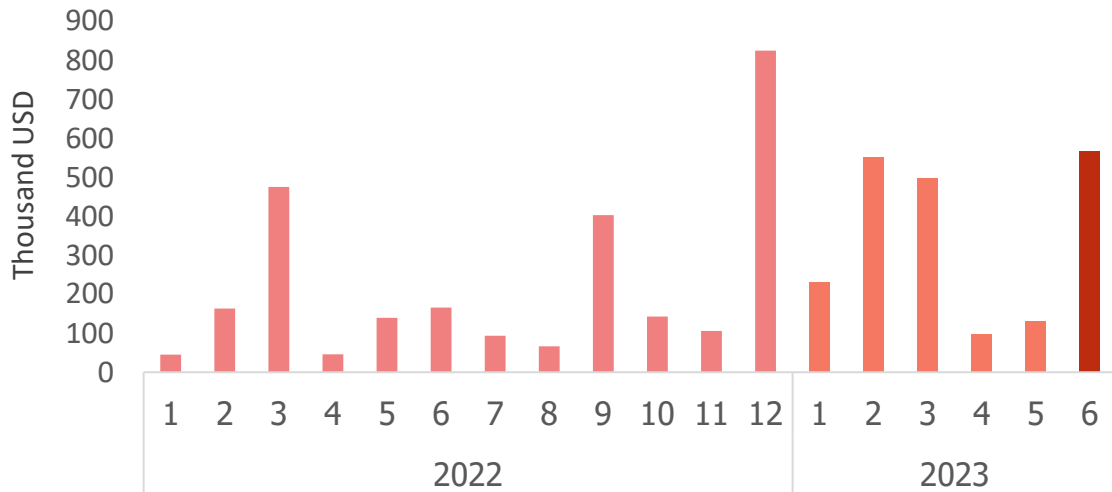
## Volume ratio of TOP 5 export enterprises to Korea, Jun-2023





# MEAT & MEAT PRODUCTS (EXPORT)

## Export value to Korea, Jun-2023



## Export results to Korea, Jun-2023



**VALUE** ↗ Increase **335%** compared to May-2023

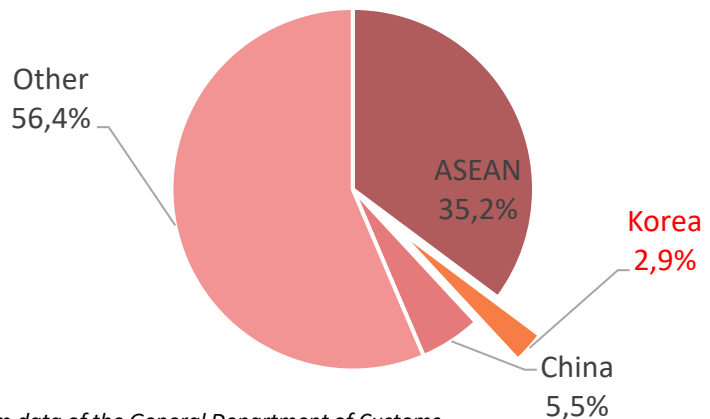
↗ Increase **242%** compared to Jun-2022

**567** ↗ **344.5 Ths.tons** more than the monthly average rate in 2022

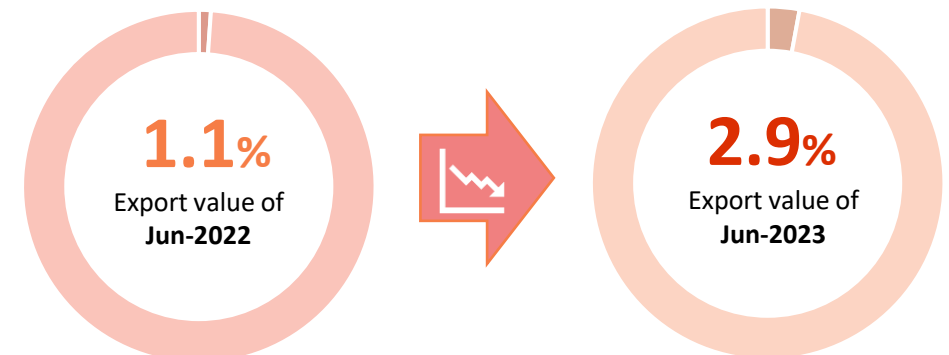
*Ths.tons*

\* Accumulated 6 months of 2023 reaches **2.1 Mil.USD, 77.6%** of total 2022

## Percentage of export value to Korea, Jun-2023



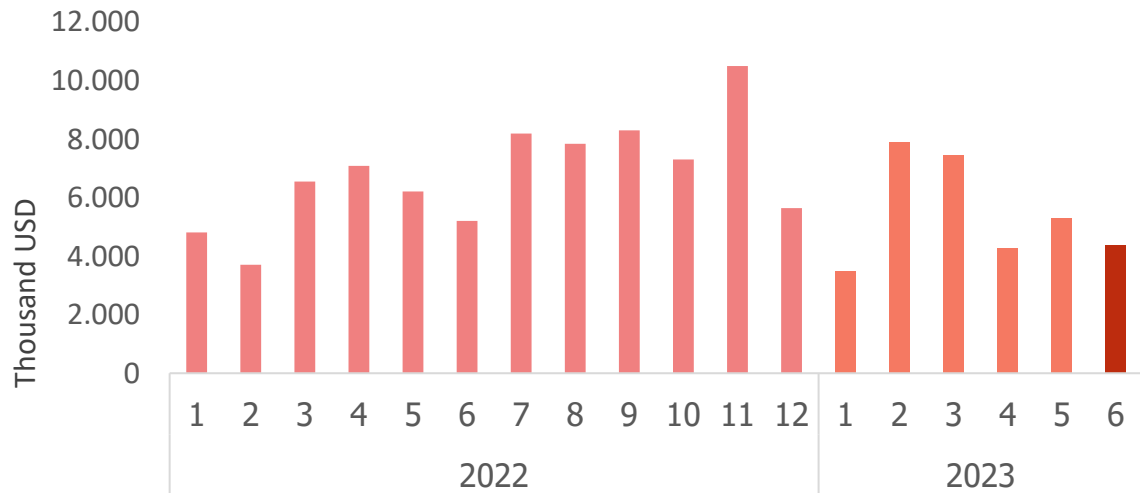
## Changes in percentage of export results to Korea, Jun-2023



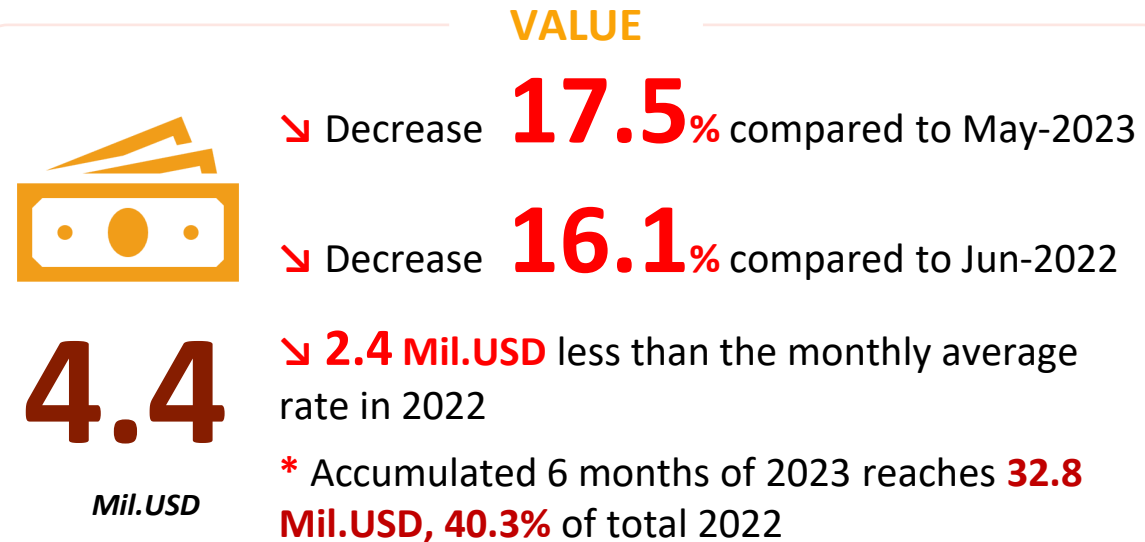


# MEAT & MEAT PRODUCTS (IMPORT)

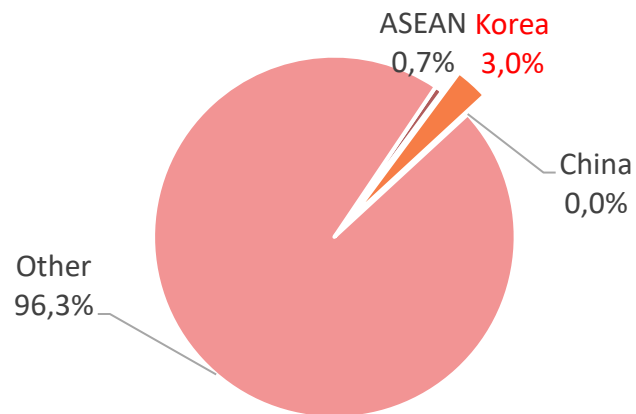
Import value from Korea, Jun-2023



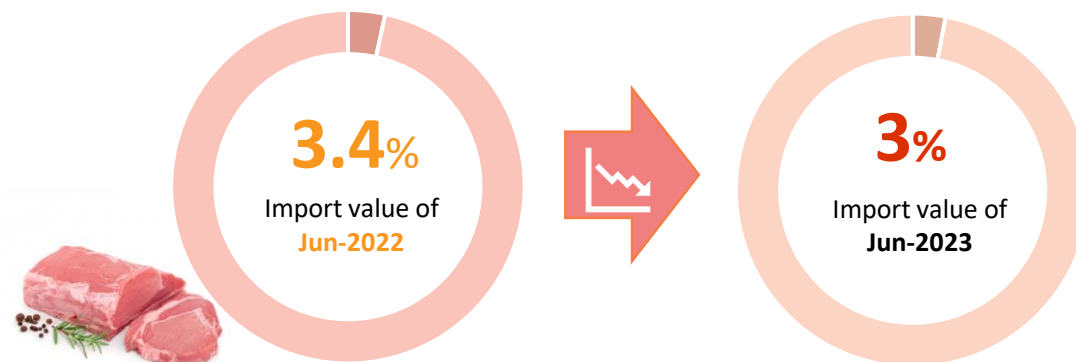
Import results from Korea, Jun-2023



Percentage of import value from Korea, Jun-2023



Changes in percentage of import results to Korea, Jun-2023

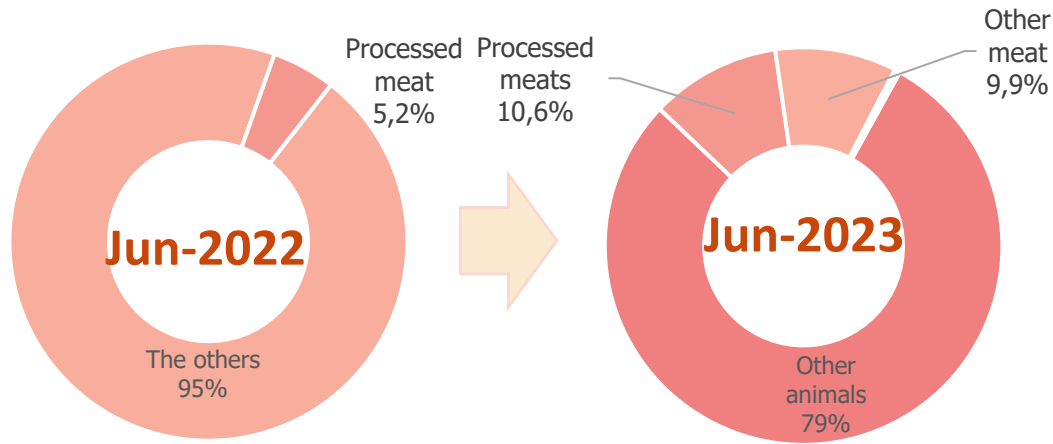






# MEAT & MEAT PRODUCTS

## Structure of exports by products to Korea, Jun-2023



## Export results to Korea, Jun-2023



### Other animals

Value: **449** Ths.USD  
 Increase **1,863** time compared to May-2023



### Processed meats

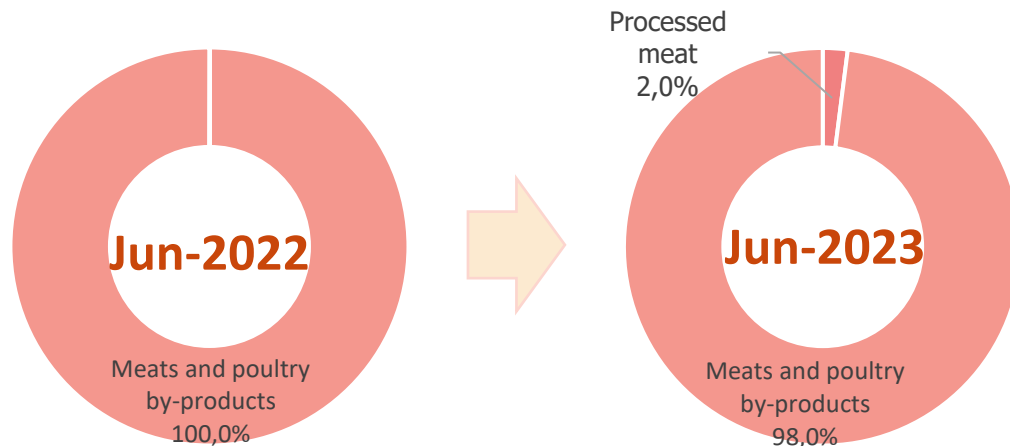
Value: **60** Ths.USD  
 Decrease **30%** compared to May-2023  
 Increase **603%** compared to Jun-2022



### Other meat (frog)

Value: **56** Ths.USD  
 Increase **27,7%** compared to May-2023  
 Increase **64.3%** compared to Jun-2022

## Structure of import by products from Korea, Jun-2023



## Import results from Korea, Jun-2023



### Meats and poultry by-products

Value: **4.3** Mil.USD  
 Decrease **19%** compared to May-2023  
 Decrease **18%** compared to Jun-2022




### Processed meats

Value: **88** Ths.USD  
 Increase **111** time compared to May-2023  
 Decrease **512** time compared to Jun-2022

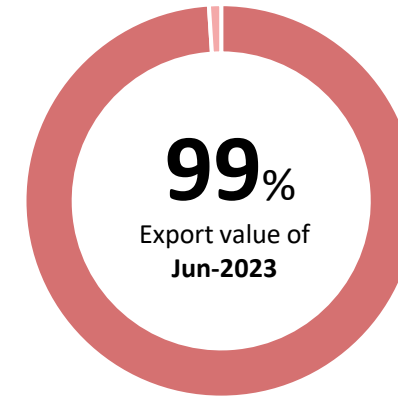


# MEAT & MEAT PRODUCTS

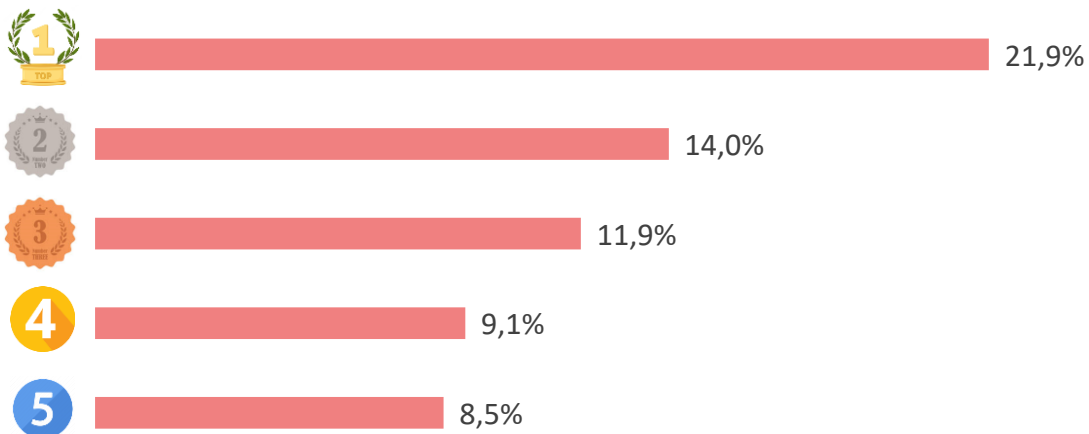
## TOP 5 export enterprises by value to Korea, Jun-2023



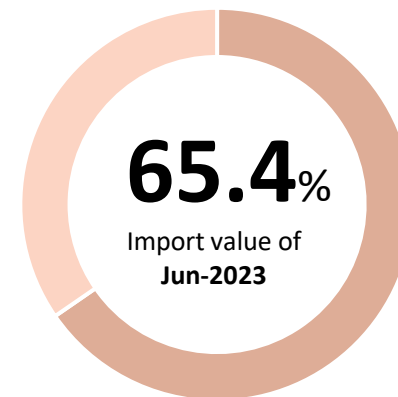
## Value ratio of TOP 5 export enterprises to Korea, Jun-2023



## TOP 5 import enterprises by value from Korea, Jun-2023



## Value ratio of TOP 5 import enterprises from Korea, Jun-2023





# MEAT & MEAT PRODUCTS

## SPOTLIGHT

01

The Korean Ministry of Agriculture, Food and Rural Affairs analyzed data provided by the US government and confirmed that BSE occurring in the United States is an atypical case, unlike typical BSE caused by contaminated food and there are no known cases of infection in humans. In addition, the department also explained that no Specific Risk Substances (SRMs) were found in US beef during the enhanced testing period. Therefore, the Korean Ministry of Agriculture, Food and Rural Affairs will adjust the quarantine measures for US beef to the normal level of 3% from July 31, 2023.

*Source: Donga.com (7/2023)*

02

According to the National Bureau of Statistics, the Livestock Trends Survey in the second quarter of 2023 showed that the number of beef cattle, dairy cows and pigs in Korea decreased compared to last year, while the number of poultry such as laying hens and broiler chickens increased. Specifically: The number of beef cattle decreased by 1.3% compared to 2022, raised cows decreased by 1.4%, raised pigs decreased by 58,000 heads, hens increased by 2.9%, total broiler chickens increased by 4.3%.

*Source: Afnews.co.kr (7/2023)*





# CASSAVA & CASSAVA PRODUCTS

## Export volume and value to Korea, Jun-2023



## Export results to Korea, Jun-2023

**VALUE**

5.3 *Mil.USD*

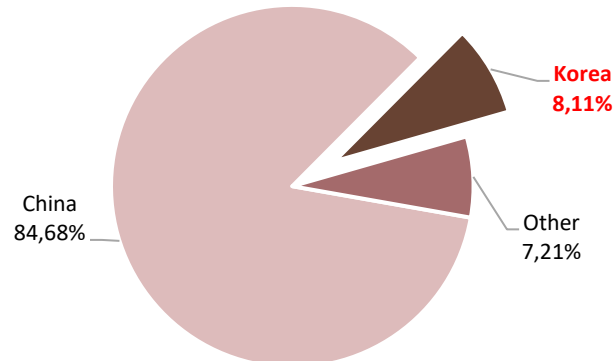
- ↗ Increase **17,2%** compared to May-2023
- ↘ Decrease **26,2%** compared to Jun-2022
- ↗ **87 Ths.tons** more than the monthly average rate in 2022
- \* Accumulated 6 months of 2023 reaches **29 mil.USD**, 55% of total 2022

**VOLUME**

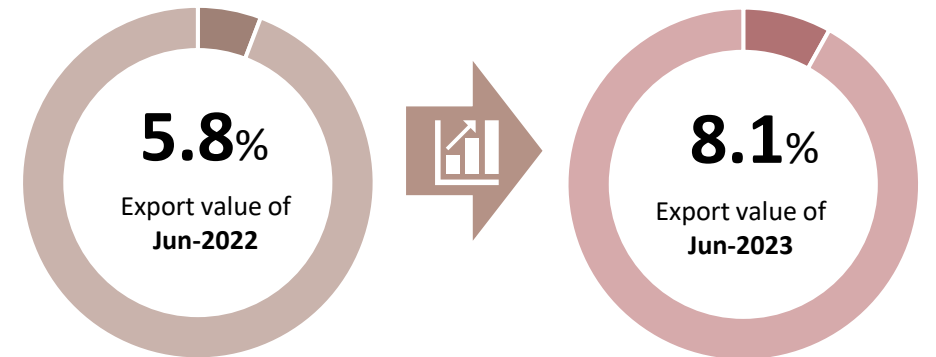
13.0 *Ths.tons*

- ↘ Decrease **0.9%** compared to May-2023
- ↘ Decrease **35.3%** compared to Jun-2022
- ↗ **0.9 Ths.tons** more than the monthly average rate in 2022
- \* Accumulated 6 months of 2023 reaches **77 Ths.tons**, 53% of total 2022

## Percentage of export value to Korea, Jun-2023



## Changes in percentage of export results to Korea, Jun-2023

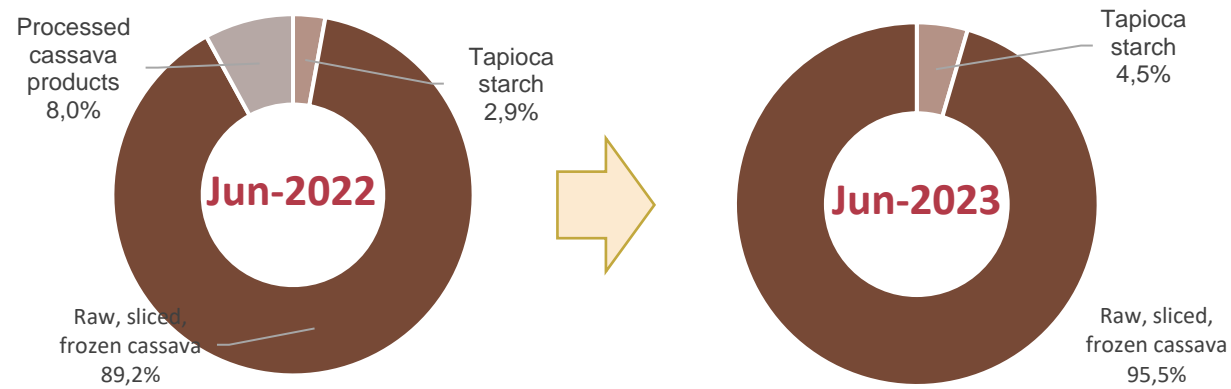






# CASSAVA & CASSAVA PRODUCTS

## Structure of exports by products to Korea, Jun-2023



## Export results to Korea, Jun-2023



### Raw, sliced, frozen cassava

Value: **5.1** Mil.USD

Increase **20.4%** compared to May-2023

Decrease **21%** compared to Jun-2022



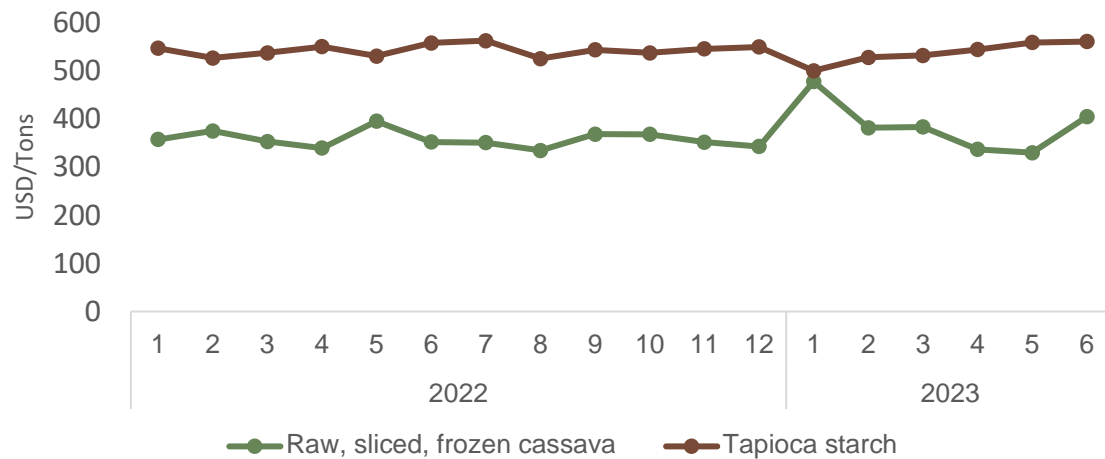
### Tapioca starch

Value: **0.24** Mil.USD

Increase **37.8%** compared to May-2023

Increase **16.1%** compared to Jun-2022

## Average export price to Korea, Jun-2023



### Raw. sliced. frozen cassava

The average export price in Jun-2023 is **330** USD/tons; **increase 22.7%** compared to the previous month; and **increase 14.9%** compared to the same month of 2022.

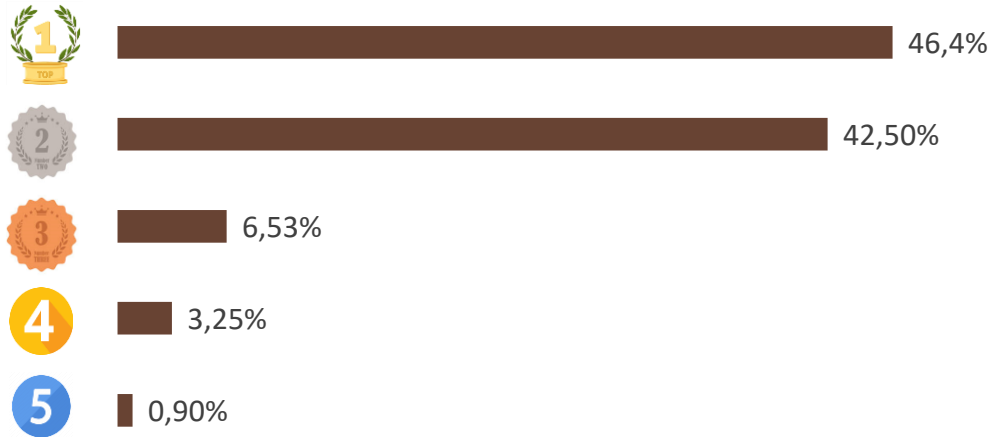
### Tapioca starch

The average export price in Jun-2023 is **558** USD/tons; **increase 0.4%** compared to the previous month; and **increase 0.5%** compared to the same month of 2022.

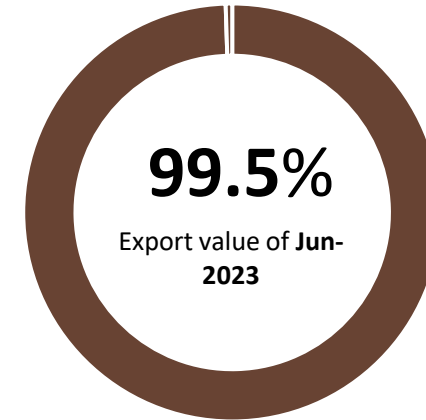


# CASSAVA & CASSAVA PRODUCTS

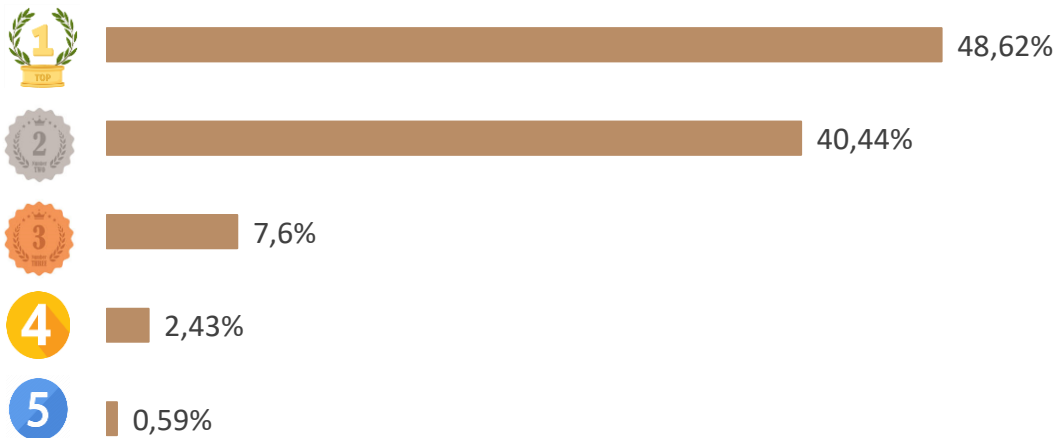
## TOP 5 export enterprises by value to Korea, Jun-2023



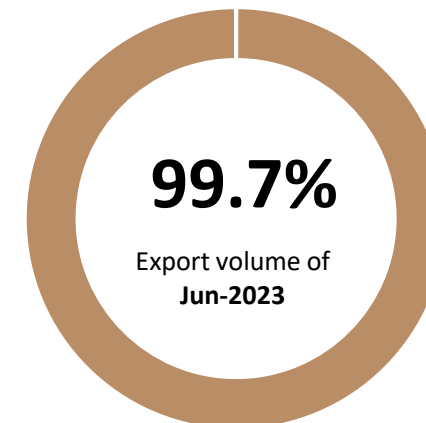
## Value ratio of TOP 5 export enterprises to Korea, Jun-2023



## TOP 5 export enterprises by volume to Korea, Jun-2023



## Volume ratio of TOP 5 export enterprises to Korea, Jun-2023





# CASSAVA & CASSAVA PRODUCTS

## SPOTLIGHT



On July 24, 2023, in the capital Libreville of Gabon, Korea and Gabon signed an Agreement for the project "modernization of agriculture in Gabon" for 5 years with a scale of 500 million USD. Agreement with 6 issues on production of cassava and potato varieties related to the project. In it, there is content to improve Gabon's staple crop, cassava, by advanced farming methods.

*Source: Heraldcorp.com*



# COMMENTS AND REVIEW



## CASSAVA & CASSAVA PRODUCTS

From 2022 to now, Vietnam's exports of cassava and cassava products to South Korea have not yet created a stable growth momentum, but in general, have increased strongly. The market development for cassava and cassava products is relatively slow, so Korea is still one of the main consuming markets for Vietnam's cassava products.



## SEAFOOD

Seafood exports to Korea continued to have positive growth compared to the previous month. This is still an optimistic destination for Vietnam's processed seafood with high added value. In this market, Vietnamese seafood has not been under competitive pressure in terms of supply and price like in the US, EU or China.



# Ipsard

## AGRO@INFO

Any comments. please send to:

**INFORMATION CENTER FOR AGRICULTURE AND RURAL DEVELOPMENT**  
INSTITUTE OF POLICY AND STRATEGY FOR AGRICULTURE AND RURAL  
DEVELOPMENT

Address: *16 Thuy Khue Street. Thuy Khue Wd.. Tay Ho Dist.. Hanoi*

Email: [thongtinhitruong@ipsard.gov.vn](mailto:thongtinhitruong@ipsard.gov.vn); [info@agro.gov.vn](mailto:info@agro.gov.vn)

Website: <http://agro.gov.vn/>

