

Volume: Oct-2024

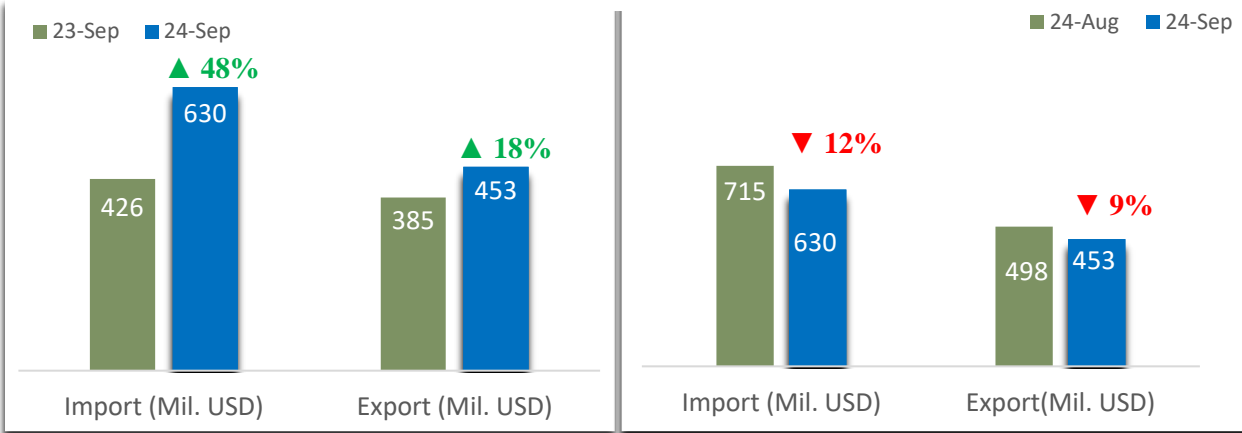
MONTHLY REPORT ON  
AGRI-PRODUCT EXPORT

FROM VIETNAM TO  
**ASEAN MARKET**

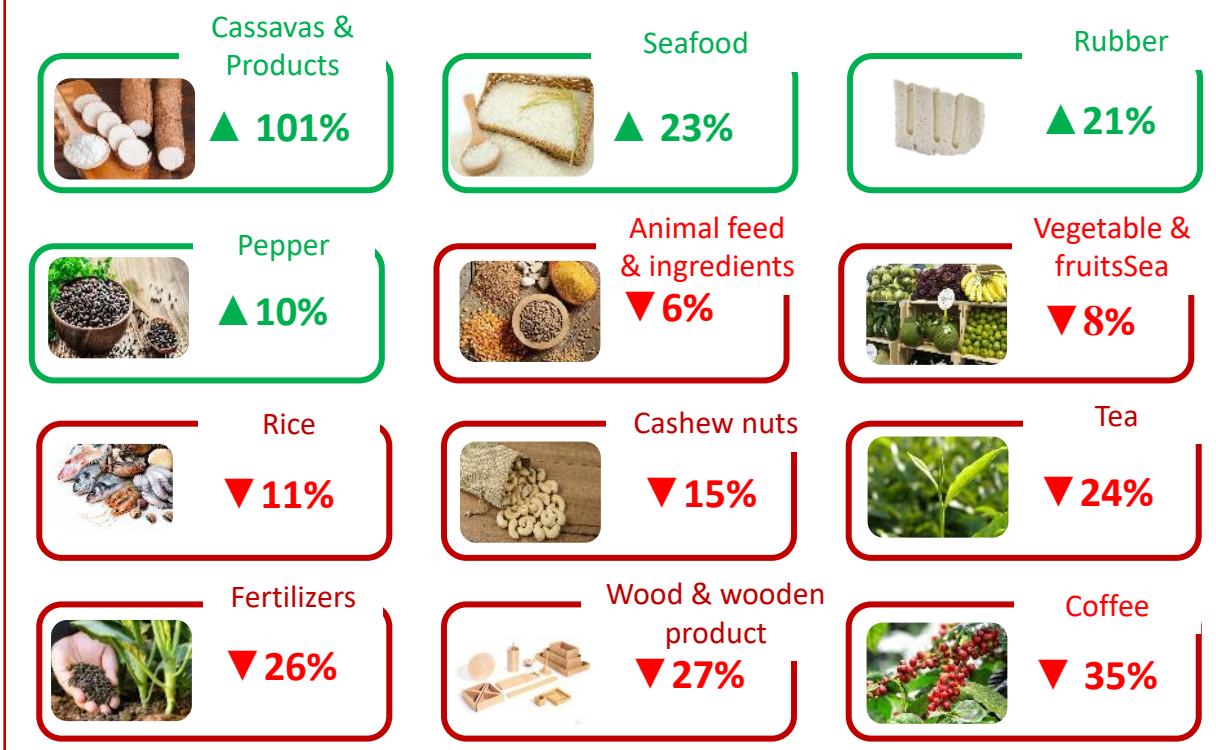


# THE SITUATION OF AGRO-FORESTRY-FISHERY (AFF) PRODUCT EXPORT FROM VIET NAM TO ASEAN IN SEPTEMBER 2024

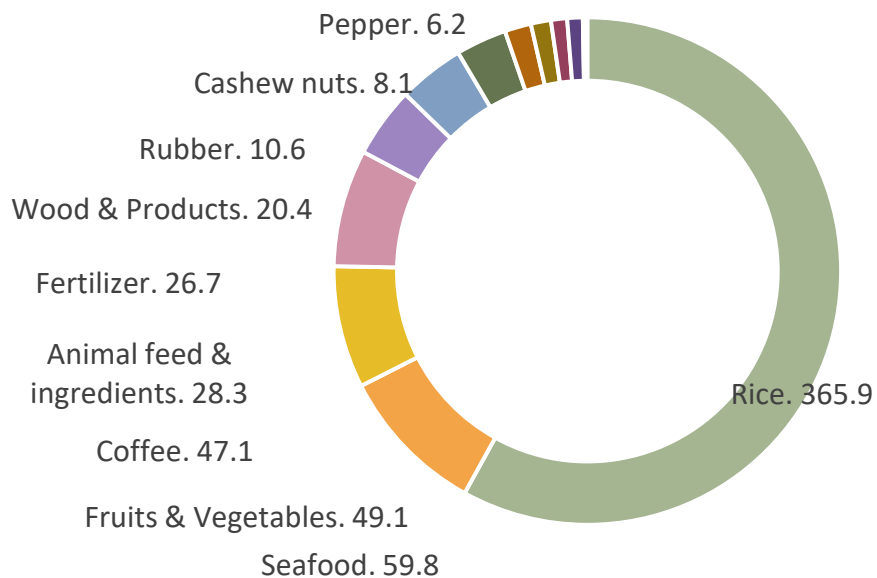
## AFF product import-export turnover between Viet Nam and ASEAN, September 2024



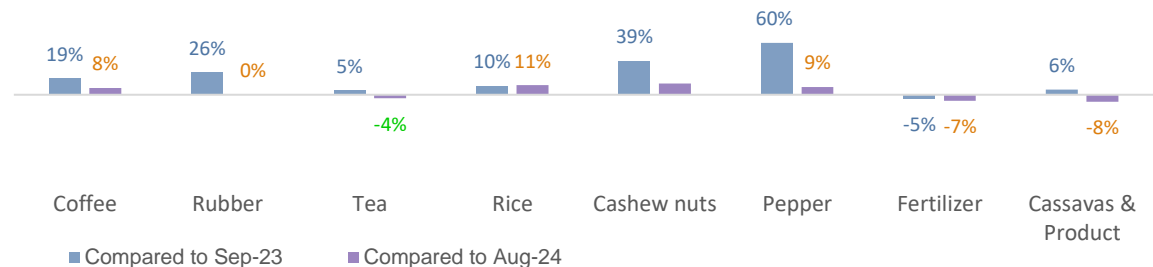
## Changes in key AFF product export value to ASEAN in Sep 2024 compared to Aug 2024



## Key AFF product export value to ASEAN, September 2024



## Changes in average export value of key AFF products to ASEAN in Sep-24 compared to Sep-23 and compared to Aug-24



Source: Calculated from data the General Department of Customs

Unit: Mil.USD

# SPOTLIGHTS

## 46th ASEAN Ministers on Agriculture and Forestry Meeting

On October 24, 2024, the ASEAN Ministers of Agriculture and Forestry (AMAF) convened the 46th online conference, reaffirming their commitment to advancing cooperation in the areas of food, agriculture, and forestry. The conference underscored the importance of enhancing collaboration, fostering innovation, and building resilience in these fields. Notably, the conference identified eight priority areas for cooperation, including promoting sustainable agriculture, reducing the use of harmful agricultural chemicals, and encouraging the adoption of digital technology in agriculture.

Recognizing the significance of sustainable agriculture, sustainable forest management, carbon reduction, and digitalization within the ASEAN region, the conference called upon all stakeholders, including academia, international organizations, and the private sector, to collaborate with ASEAN member states, through the ASEAN Secretariat, in implementing the sustainable and circular food, agriculture, and forestry policies endorsed by ASEAN.

*Source: tapchinongnghiep.vn*

## ASEAN +3 to grow steadily and healthily in 2024 and 2025

The report by the ASEAN+3 Macroeconomic Research Office (AMRO), published in October 2024, forecasts stable and robust economic growth for the ASEAN+3 region, with an anticipated growth rate of 4.2% in 2024 and 4.4% in 2025.

*Source: . Imcchina.org*



### 46th ASEAN Ministers on Agriculture and Forestry Meeting



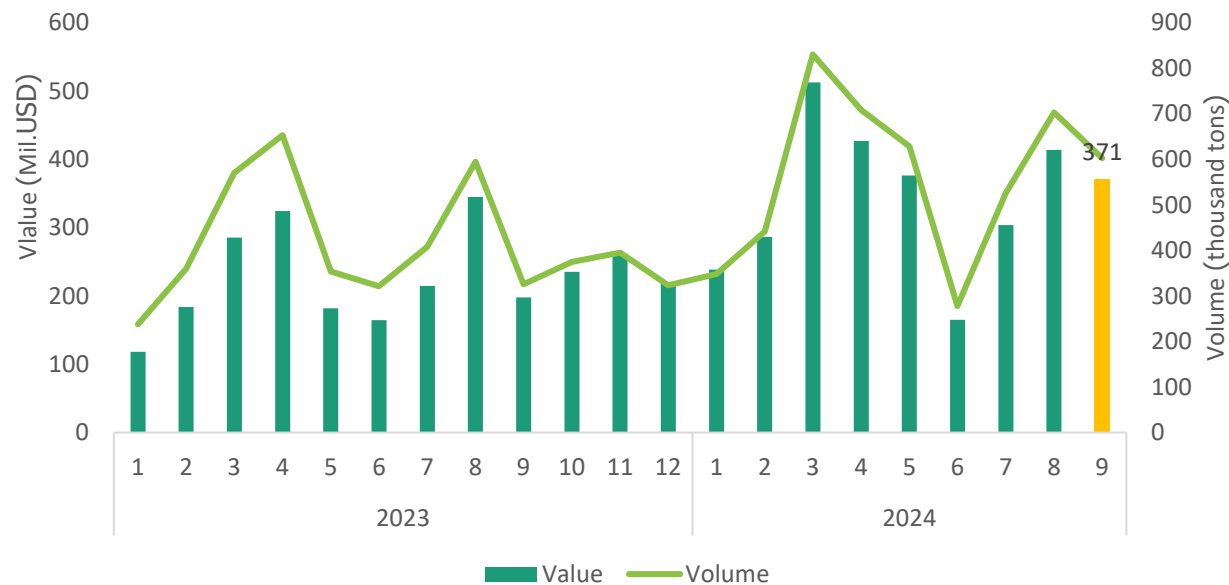
### ASEAN +3 to grow steadily and healthily in 2024 and 2025





# RICE

## Export volume and value to ASEAN, Sep-2024



## Export results to ASEAN, Sep-2024

**VALUE**  
**370.7** Mil.USD

↘ Decrease **10.4%** compared to Aug-24

↗ Increase **87.2%** compared to Sep-23

↗ **143.1 Mil.USD** more than the monthly average rate in 2023.

◇ Accumulated 9 months of 2024 reaches **3.1 Mil.USD**, and the rate is **113.3%** of the total in 2023.

**VOLUME**  
**602.3** thousand tons

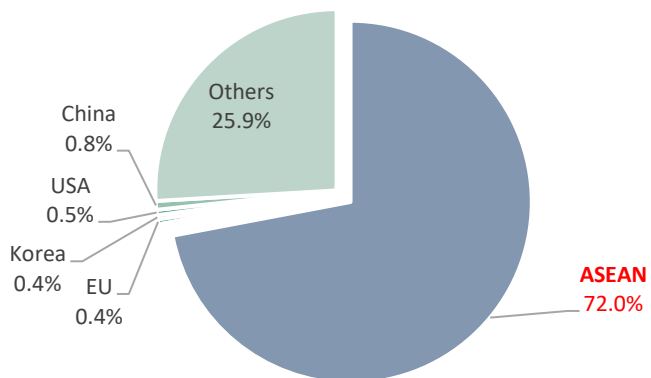
↘ Decrease **14.4%** compared to Aug-24

↗ Increase **85.0%** compared to Sep-23

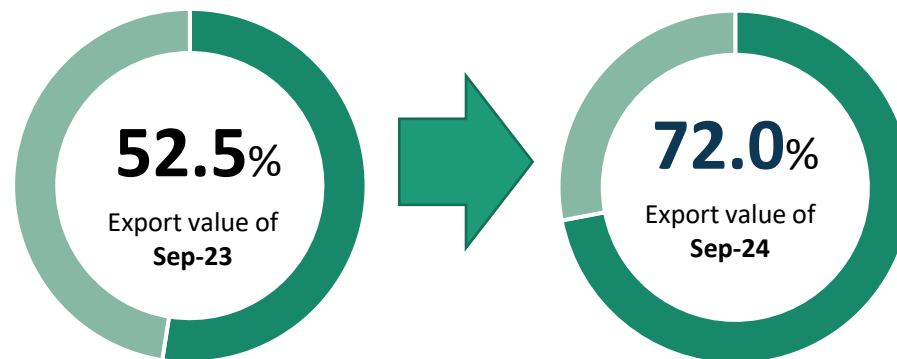
↗ **192.5 thousand tons** more than the monthly average rate in 2023.

◇ Accumulated 9 months of 2024 reaches **5.1 Mil tons**, and the rate is **103.0%** of the total 2023.

## Percentage of export value to ASEAN, Sep-2024



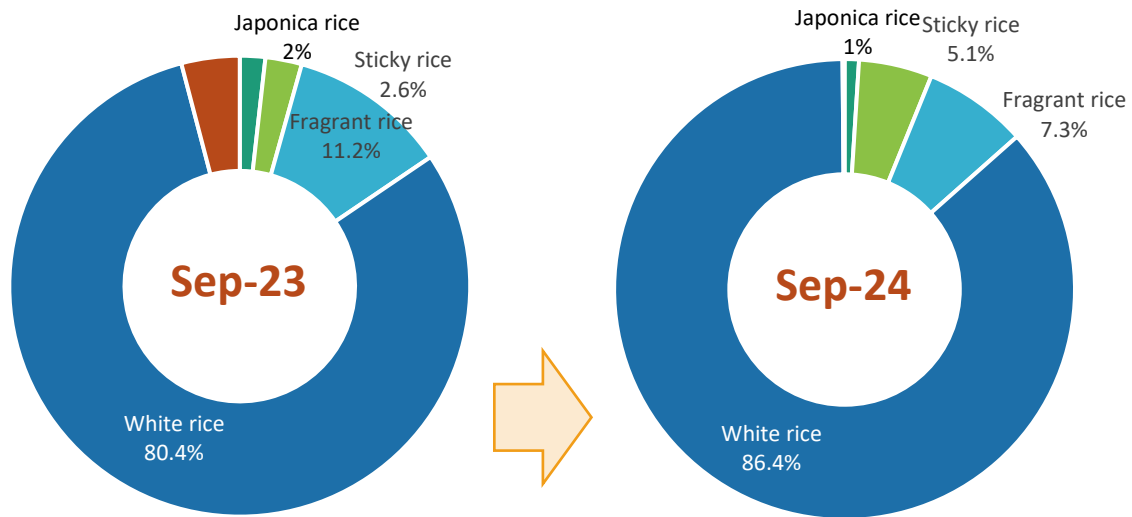
## Changes in the percentage of export value to ASEAN, Sep-2024



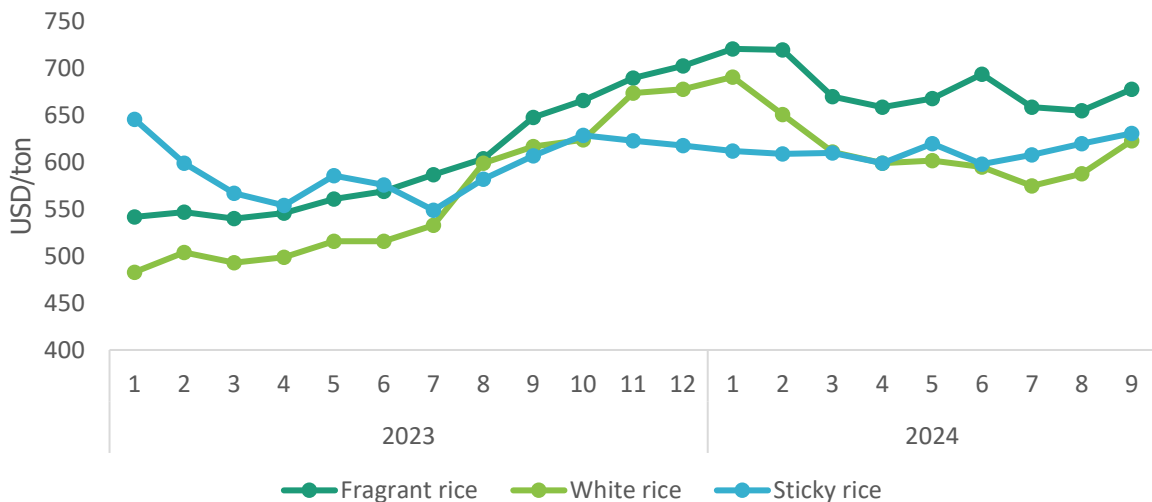


# RICE

## Structure of exports by products to ASEAN, Sep-2024



## Average export price to ASEAN, Sep-2024



## Export results to ASEAN, Sep-2024



### White rice

Value: **320.3** Mil.USD

Decrease **7%** compared to Aug-24

Increase **101%** compared to Sep-23

### Fragrant rice

Value: **27.1** Mil.USD

Decrease **25%** compared to Aug-24

Increase **22%** compared to Sep-23

### Sticky rice

Value: **19.1** Mil.USD

Decrease **5%** compared to Aug-24

Increase **277%** compared to Sep-23

### Sticky rice

The average export price in Sep-24 is **631** USD/ton; **Increase 2%** compared to the previous month; and **increase 4%** compared to the same month in 2023.

### Fragrant rice

The average export price in Sep-24 is **678** USD/ton; **Increase 4%** compared to the previous month; and **increase 5%** compared to the same month in 2023.

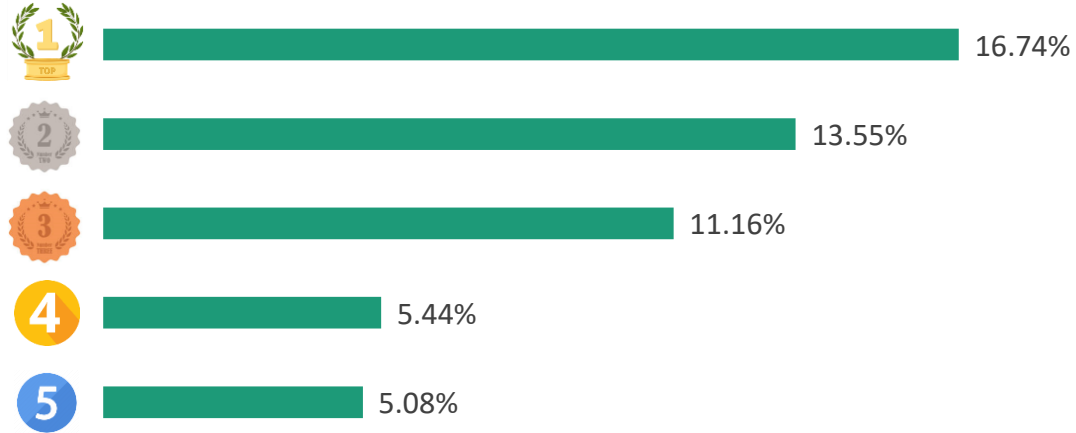
### White rice

The average export price in Sep-24 is **623** USD/ton; **Increase 6%** compared to the previous month; and **increase 1%** compared to the same month in 2023.



# RICE

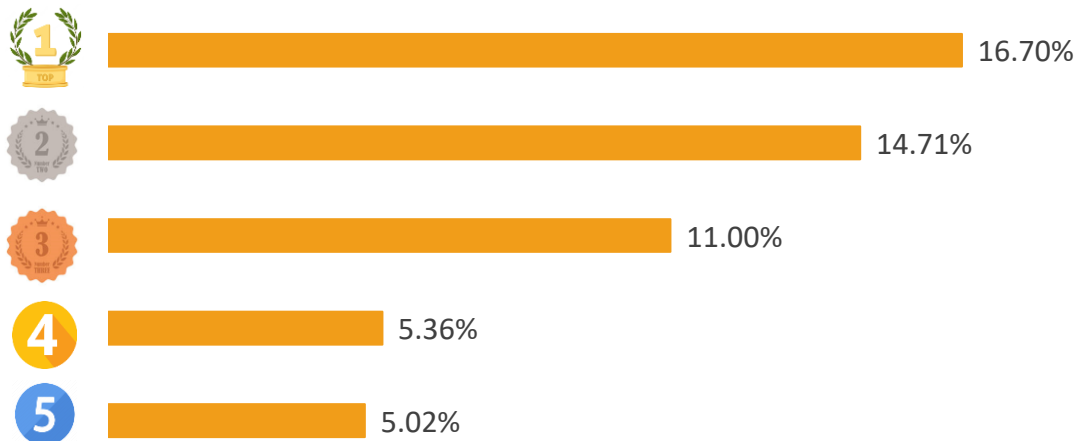
## Top 5 export enterprises by value to ASEAN, Sep-24



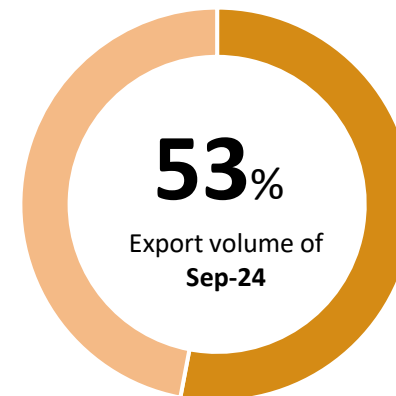
## Value ratio of Top 5 export enterprise to ASEAN, Sep-24



## Top 5 export enterprises by volume to ASEAN, Sep-24



## Volume ratio of Top 5 export enterprise to ASEAN, Sep-24





# RICE

## SPOTLIGHTS

01

According to the Philippine Department of Agriculture, as of the end of October 2024, the country had imported approximately 3.68 million tons of rice, marking the highest level of rice imports globally, with 80% sourced from Vietnam. Data from the Rice Import Licensing Authority under the Philippine Department of Agriculture indicates that by the end of October 2024, the Philippines had imported 2.9 million tons of rice from Vietnam, accounting for over 79% of the country's total rice imports. Thailand ranked second after Vietnam in rice exports to the Philippines, with nearly 460,000 tons, followed by Pakistan with more than 162,000 tons, Myanmar with around 114,000 tons, and India with over 22,000 tons. The Philippines is expected to import 4.6 million tons of rice this year, making it the world's largest rice importer to date.

*Source: Tienphong.vn*

02

The Thai Rice Exporters Association reports that Thailand's rice exports this year are expected to surpass last year's levels despite severe flooding recently affecting multiple regions across the country. The rice production forecast for Thailand this year is approximately 33-34 million tons, an increase from last year's 32 million tons. Thailand has exported 7 million tons of rice in the first nine months of this year. The association anticipates further growth in exports due to pending rice orders.

*Source: Bnews.vn*



# FRUITS AND VEGETABLES (EXPORT)

## Export value to the ASEAN, Sep-2024



## Export results to the ASEAN, Sep-2024

VALUE  
**50.6**  
Mil.USD

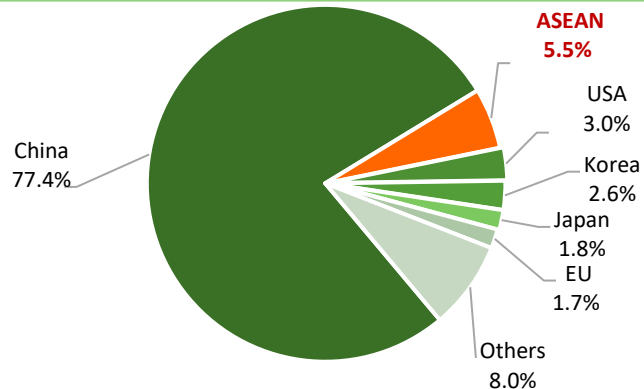
Decrease **7.6%** compared to Aug-24

Increase **54.3%** compared to Sep-23

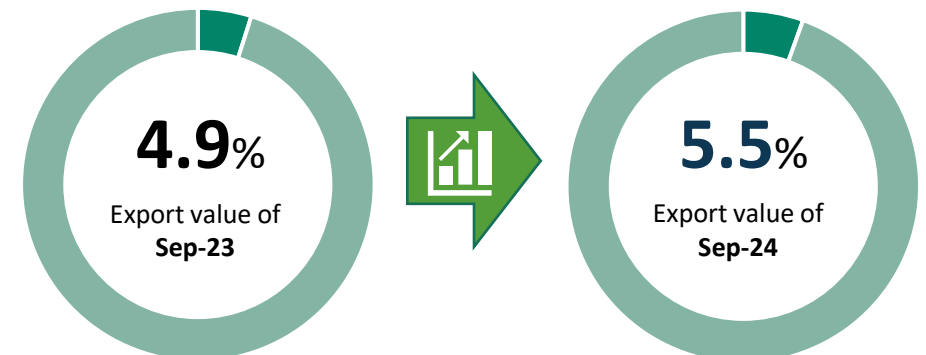
**24.7** Mil.USD more than the monthly average rate in 2023.

Accumulated 9 months of 2024 reaches **318.5** Mil.USD, and the rate is **102.6%** of the total 2023.

## Percentage of export value to the ASEAN, Sep-2024



## Changes in percentage of export value to the ASEAN, Sep-2024

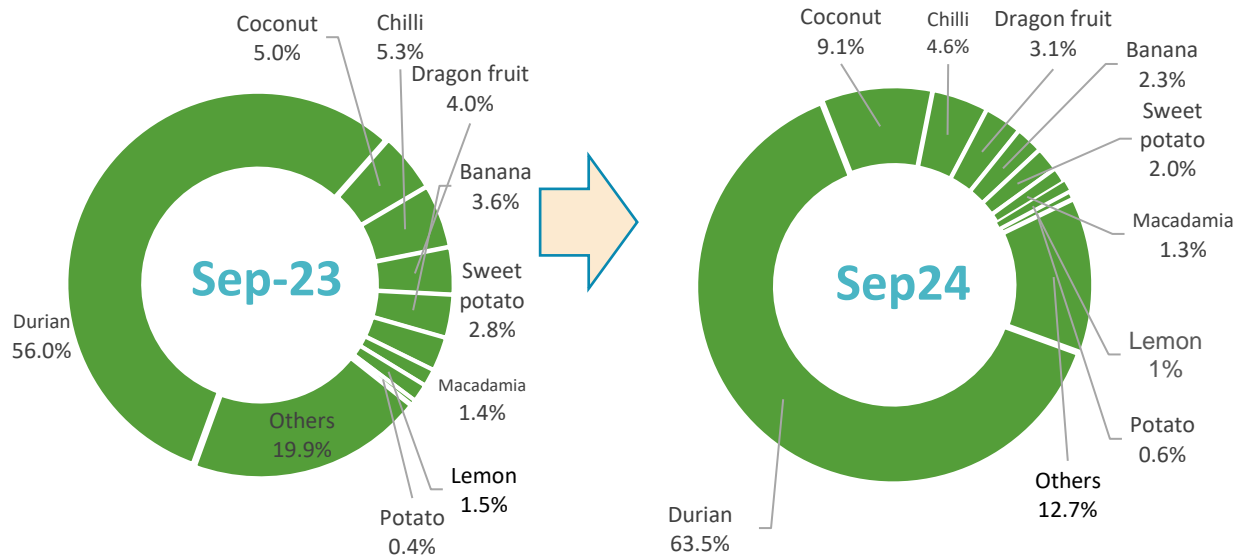






# FRUITS AND VEGETABLES (EXPORT)

## Structure of exports by products to the ASEAN, Sep-2024



## Export results to the ASEAN, Sep-2024



### Durian

Value: **32.1** Mil.USD

Decrease **10.5%** compared to Aug-24

Increase **75.0%** compared to Sep-23



### Coconut

Value: **4.6** Mil.USD

Increase **46.3%** compared to Aug-24

Increase **179.6%** compared to Sep-23



### Chilli

Value: **2.3** Mil.USD

Decrease **10.2%** compared to Aug-24

Increase **33.1%** compared to Sep-23



### Dragon fruit

Value: **1.6** Mil.USD

Decrease **4.6%** compared to Aug-24

Increase **20.2%** so compared to Sep-23



### Banana

Value: **1.1** Mil.USD

Decrease **23.4%** compared to Aug-24

Decrease **3.4%** compared to Sep-23



### Swee potato

Value: **1.0** Mil.USD

Decrease **30.5%** compared to Aug-24

Increase **6.3%** compared to Sep-23



### Macadami

Value: **0.66** Mil.USD

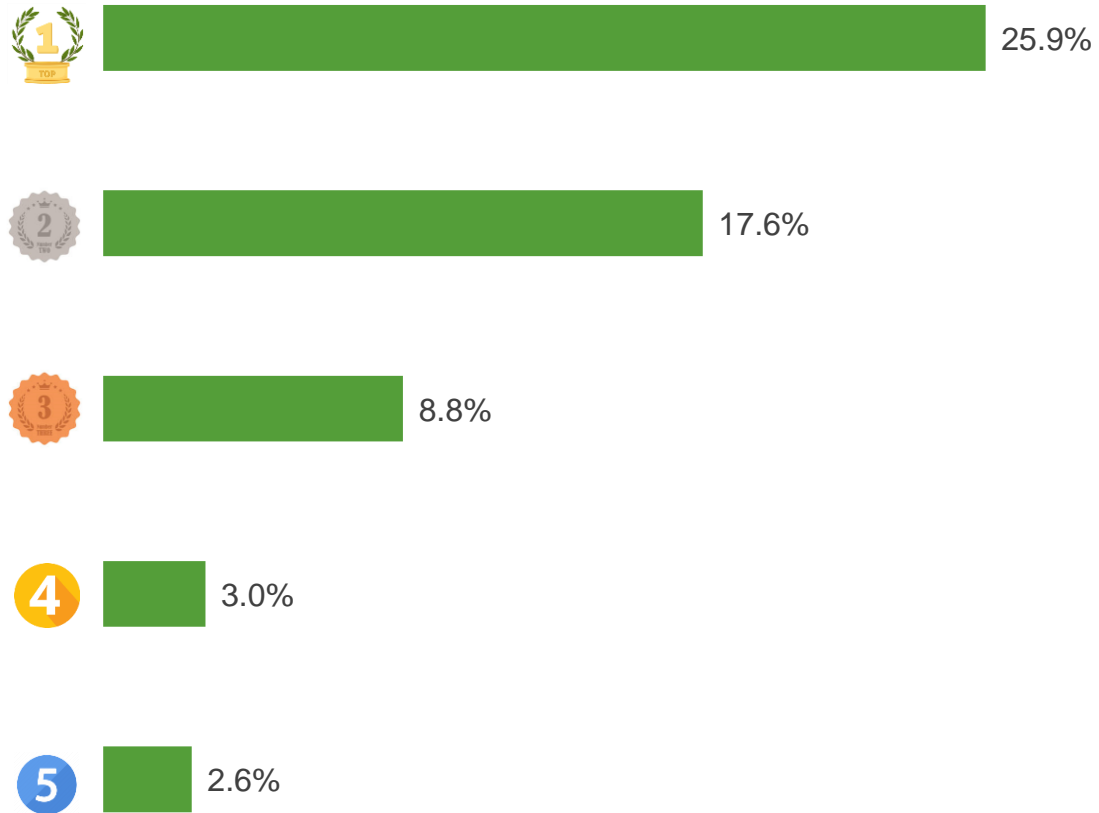
Increase **246.7%** compared to Aug-24

Increase **38.5%** compared to Sep-23

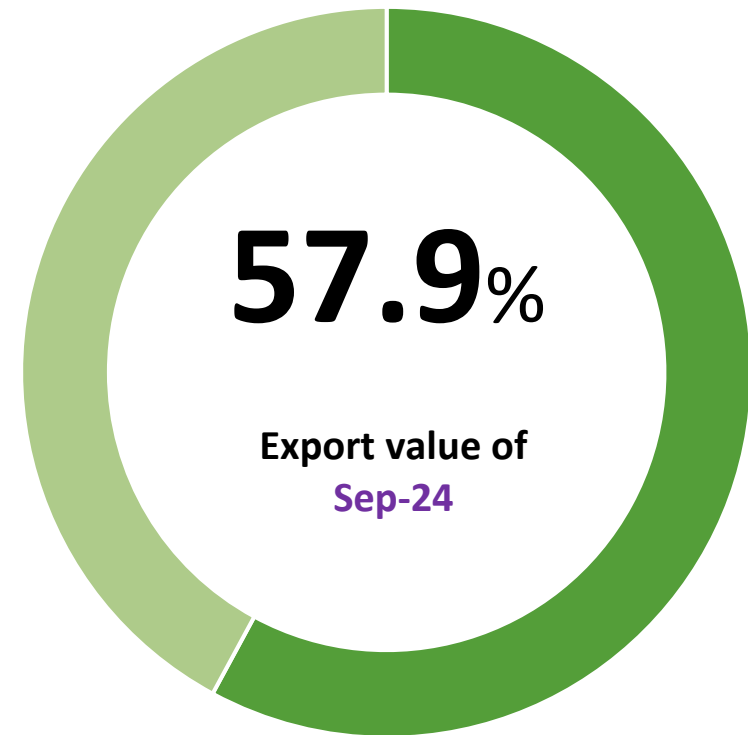


# FRUITS AND VEGETABLES (EXPORT)

TOP5 export enterprises by value to the ASEAN, Sep-2024



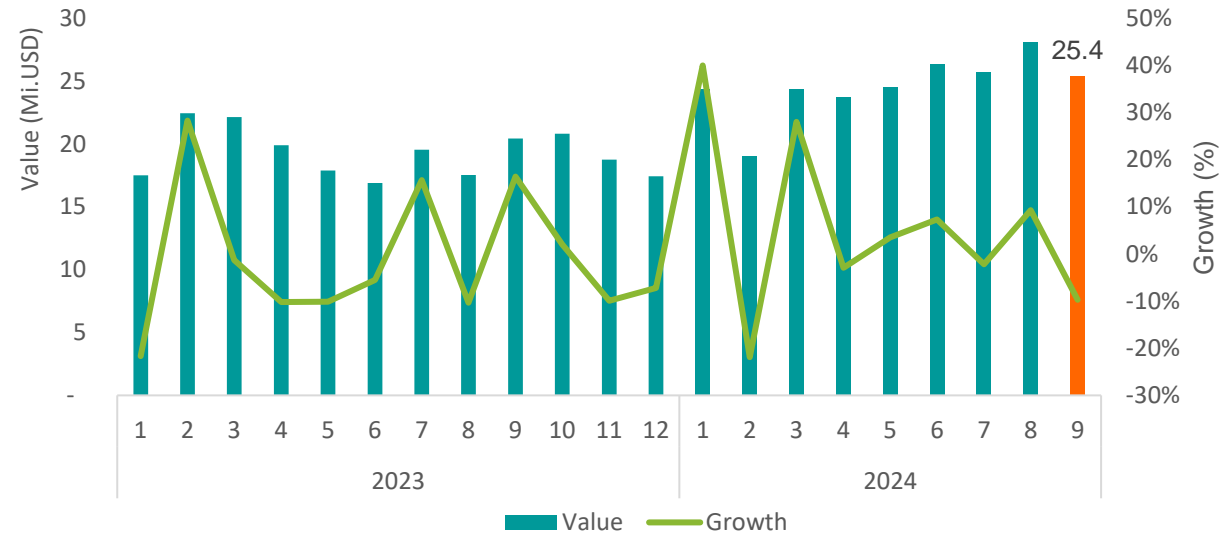
Value ratio of TOP 5 export enterprises to the ASEAN, Sep-2024





# FRUITS AND VEGETABLES (IMPORT)

## Import value from the ASEAN, Sep-2024



## Import results from the ASEAN, Sep-2024



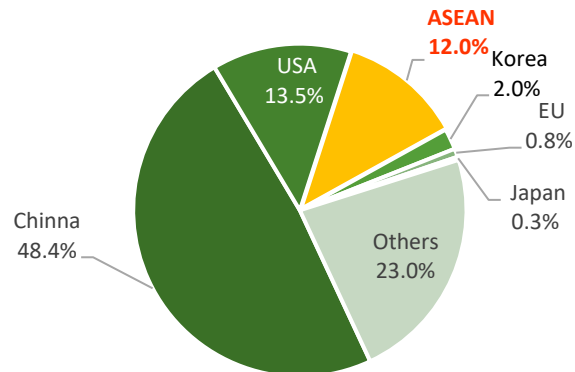
Decrease **9.7%** compared to Aug-24

Increase **24.3%** compared to Sep-23

**6.1 Mil.USD** more than the monthly average rate in 2023.

Accumulated 9 months of 2024 reaches **221.7 Mil.USD**, and the rate is **95.8%** of the total 2023.

## Percentage of import value from the ASEAN, Sep-2024



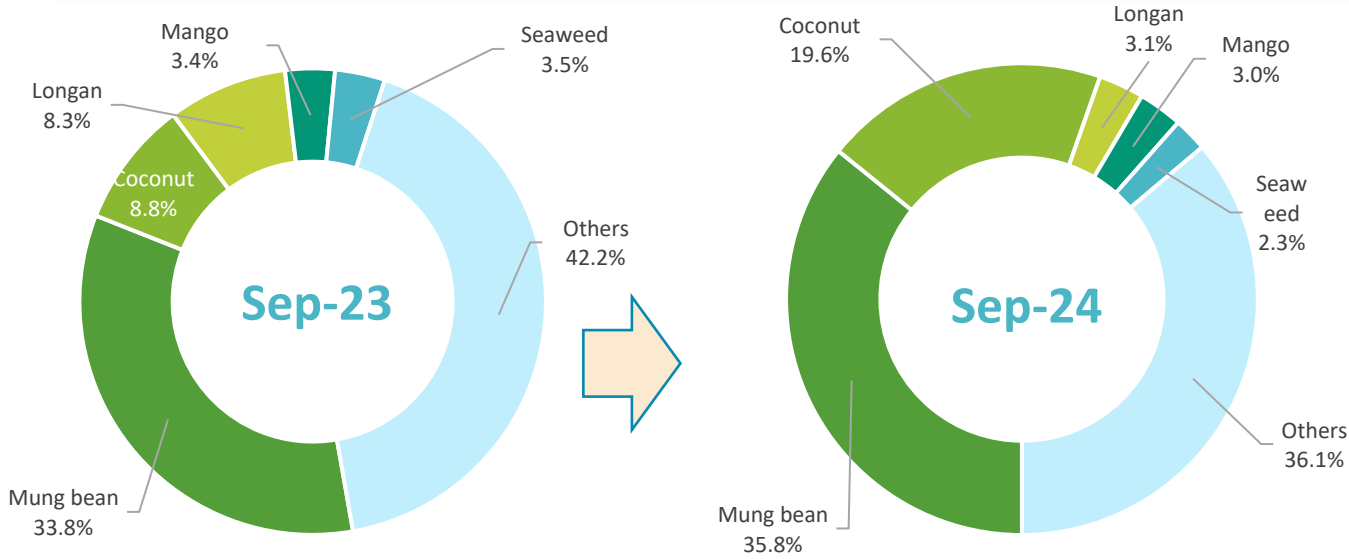
## Changes in percentage of import value from the ASEAN, Sep-2024





# FRUITS AND VEGETABLES (IMPORT)

## Structure of imports by products from the ASEAN, Sep-2024



### Longan

Value: **0.79** Mil.USD

Decrease **82.3%** compared to Aug-24

Decrease **53.4%** compared to Sep-23



### Mango

Value: **0.77** Mil.USD

Increase **46.1%** compared to Aug-24

Increase **9.7%** compared to Sep-23

## Import results from the ASEAN, Sep-2024



### Mung bean

Value: **9.1** Mil.USD

Decrease **11.9%** compared to Aug-24

Increase **31.8%** compared to Sep-23



### Coconuts

Value: **5.0** Mil.USD

Increase **21.1%** compared to Aug-24

Increase **177.1%** compared to Sep-23



### Seaweed

Value: **0.59** Mil.USD

Decrease **17.7%** compared to Aug-24

Decrease **16.8%** compared to Sep-23



### **Philippines aims to export durian to New Zealand**

In a bilateral meeting during the 44th-45th ASEAN Summit in Laos, the Philippine President expressed optimism about gaining market access for Philippine durian in New Zealand. The New Zealand Ministry of Agriculture and Ministry of Primary Industries are currently conducting consultations on the potential import of durian and are expected to finalize their review soon. This development follows New Zealand's earlier request for market access for its onions in the Philippines, signaling a mutual interest in expanding agricultural trade between the two nations.

*Source: Freshplaza.com*

### **Thailand's mangosteen market share in China is declining**

According to the Thai Trade Promotion Office in Xiamen, Thailand's mangosteen exports to China continued to decline in the first seven months of 2024, while the import share from Indonesia, Vietnam, and Myanmar gradually increased.

Specifically, China's import market share of mangosteen from Thailand reached 73.85%, a decrease of 6.53% compared to the same period in 2023, while imports from Indonesia rose from 4.93% in 2022 to 24.92% in 2024. Vietnam's market share is also recovering after a downturn in 2023, with both import volume and market share seeing slight increases in 2024.

*Source: Guojiguoshu.com*





### **Philippines imports ginger to stabilize market**

In the Philippines, the retail price of ginger has risen to USD 5.23 per kilogram (300 pesos per kilogram). The increase in demand, particularly from the herbal tea production industry, combined with a decline in domestic production due to adverse weather conditions and El Niño, has necessitated additional imports to meet domestic needs. The Philippines has imported a significant amount of ginger from China. The Bureau of Plant Industry has also approved the import of ginger from Vietnam and Indonesia to diversify ginger supply sources.

*Source: Freshplaza.com*

### **Indonesia's garlic import system to be reformed**

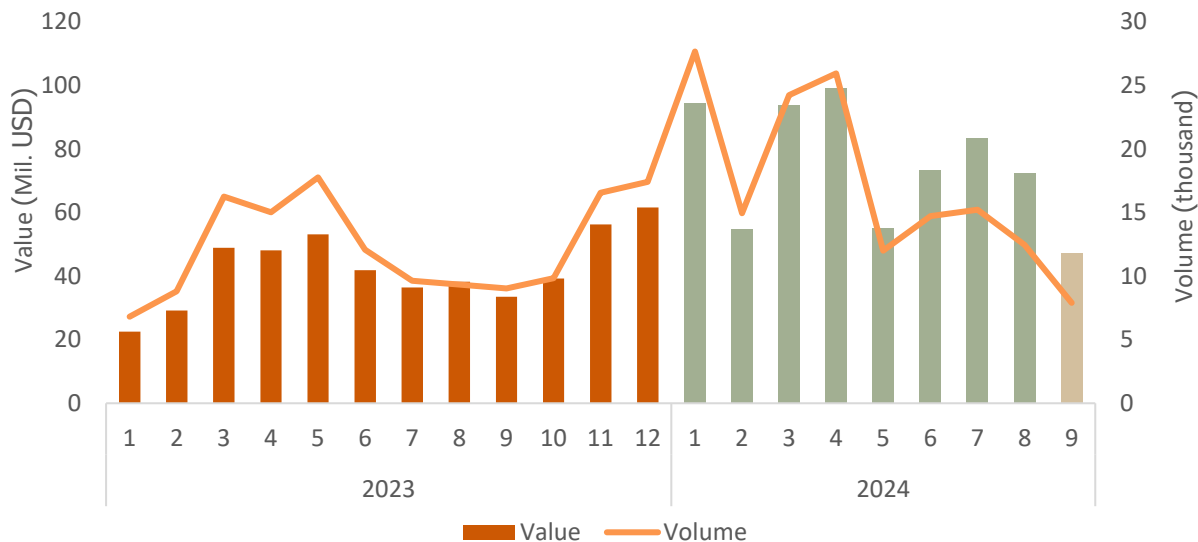
The government has new plans to increase import taxes on grains and imported food products, removing the quota distribution system due to the inadequate production of various items domestically. If import quotas are removed, this will likely benefit China's garlic exports. Indonesia is a major global market for garlic, and China is its largest import source, accounting for over 98% of China's total garlic exports.

*Source: Guojiguoshu.com*



# COFFEE

## Export volume and value to the ASEAN, Sep-2024



## Export results to the ASEAN, Sep-2024

**VALUE**  
**47.1** Mil.USD

↘ Decrease **35%** compared to Aug-24

↗ Increase **40.6%** compared to Sep-23

↗ **30.1** Mil.USD more than the monthly average rate in 2023.

❖ Accumulated 9 months of 2024 reaches **673.1** Mil.USD, and the rate is **132.3%** of the total 2023.

**VOLUME**  
**14.7** Thousand tons

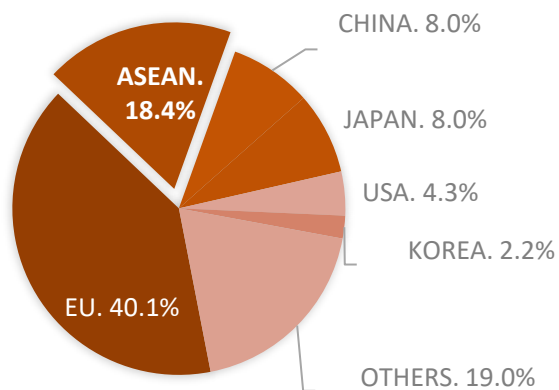
↘ Decrease **36.7%** compared to Aug-24

↘ Decrease **12.6%** compared to Sep-23

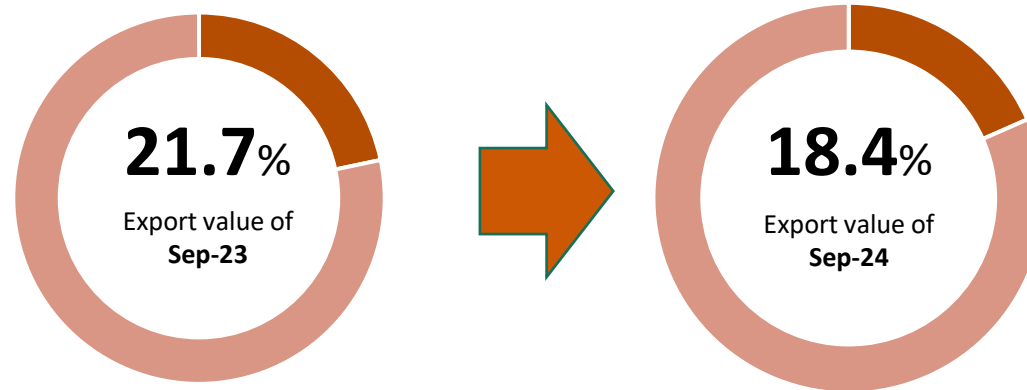
↗ **0.1** thousand tons more than the monthly average rate in 2023.

❖ Accumulated 9 months of 2024 reaches **155.1** thousand tons, and the rate is **80.5%** of the total 2023.

## Percentage of export value to the ASEAN, Sep-2024

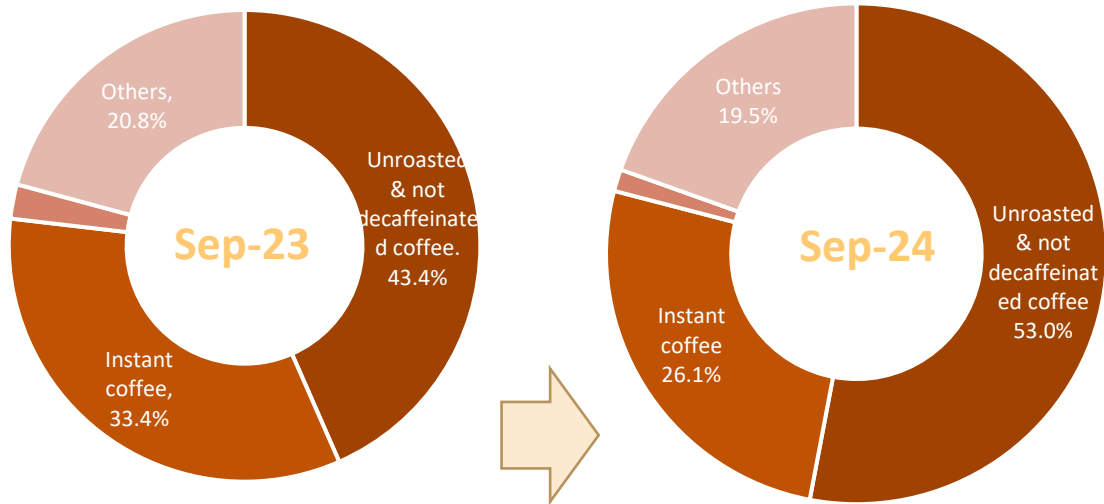


## Changes in percentage of export value to the ASEAN, Sep-2024

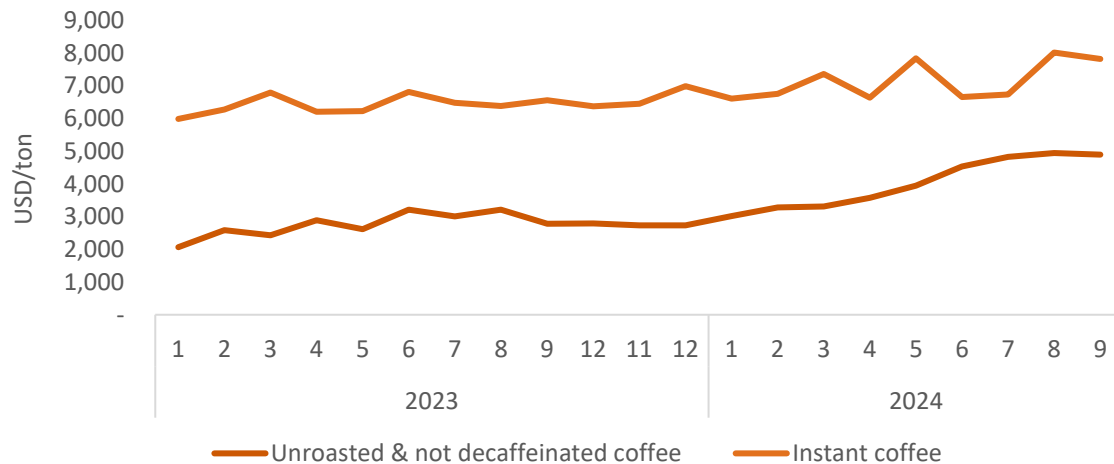


# COFFEE

## Structure of exports by products to the ASEAN, Sep-2024



## Average export price to to the ASEAN, Sep-2024



## Export results to to the ASEAN, Sep-2024



### Unroasted & not decaffeinated coffee

Value: **25** Mil.USD

Decrease **42%** compared to Aug-24

Increase **87.1%** compared to Sep-23



### Instant coffee

Value: **12.3** Mil.USD

Decrease **17.3%** so compared to Aug-24

Increase **19.5%** compared to Sep-23



### Others

Value: **9.2** Mil.USD

Increase **2.8%** compared to Aug-24

Increase **44%** compared to Sep-23

### Instant coffee

The average export price in Sep-24 is **7.811** USD/ton; Decrease **2.5%** compared to the previous month, and increase **18.9%** compared to the same month in 2023..

### Unroasted & not decaffeinated coffee

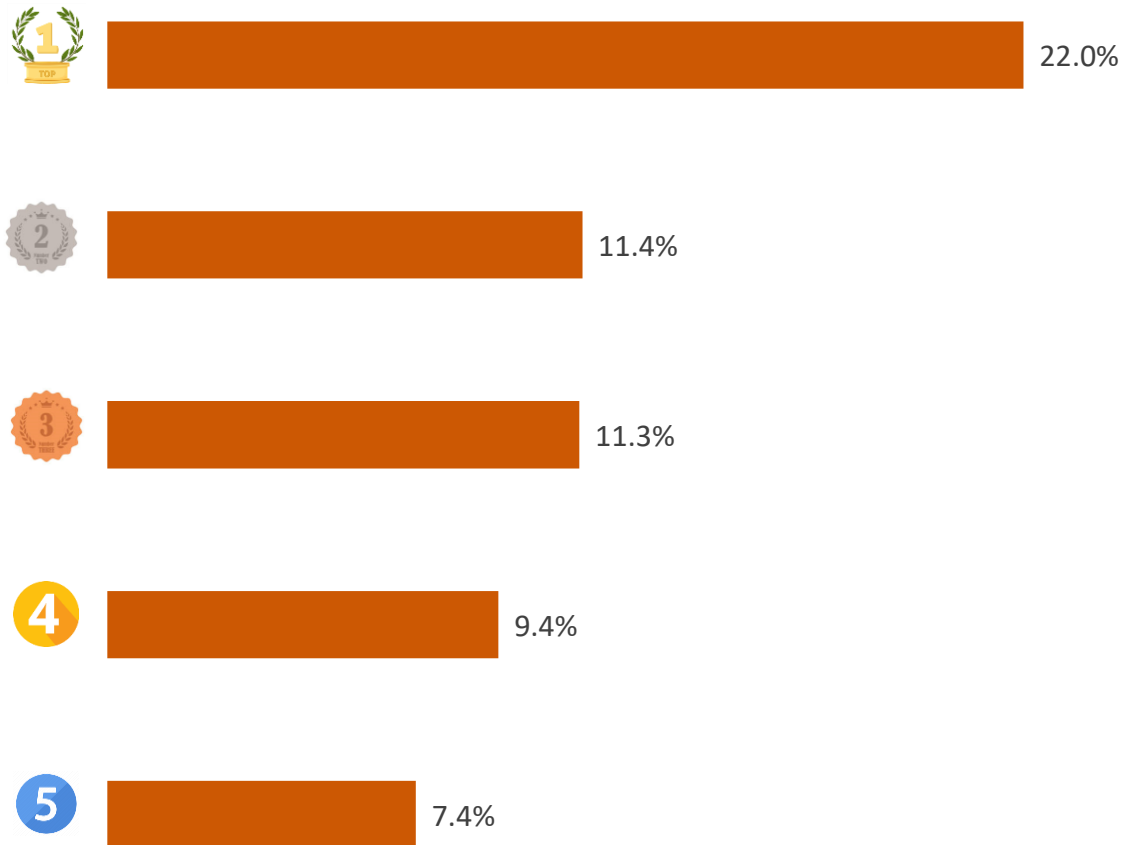
The average export price in Sep-24 is **4893** USD/ton; Decrease **0.9%** compared to the previous month, and increase **76.1%** compared to the same month in 2023..



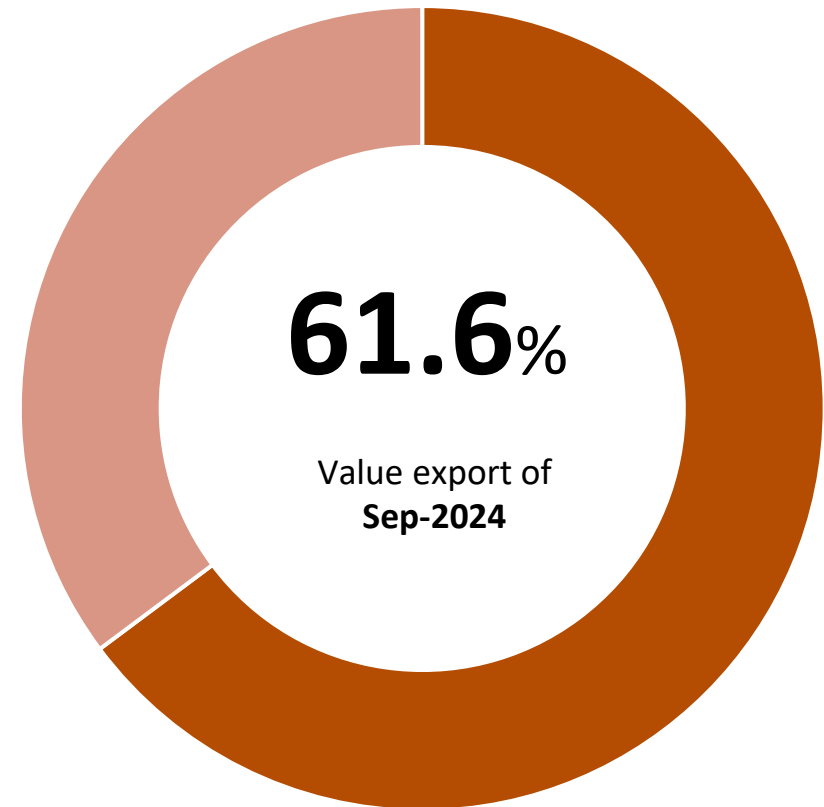


# COFFEE

## TOP 5 export enterprises by value to the ASEAN, Sep-2024



## Value ratio of TOP 5 export enterprises to the ASEAN, Sep-2024





The Indonesian government reported that coffee exports from Sumatra, Indonesia's leading coffee-producing island, rose by 159.92 thousand bags in September 2024, an increase of 76.36% compared to the same period last year, reaching 369.3 thousand bags. For the first six months of the 2024/2025 crop year (April 2024 to March 2025), exports totaled 1.27 million bags, a 14.28% increase over the previous year.

In the 2024/2025 crop year, Sumatra's coffee production is estimated at 11.15 million bags, with Robusta accounting for 85% and Arabica for 15% of total production.

*Source: iandmsmith.com(10/2024)*



# COFFEE

---


## SPOTLIGHTS



Indonesia is extending its "resource nationalism" policy to agricultural sectors such as coffee and cocoa. President Jokowi has proposed a ban on the export of unprocessed agricultural products like coffee and cocoa to increase domestic value addition and develop the domestic processing industry.

According to government estimates, Indonesia currently has 1.2 million hectares of coffee plantations and 1.4 million hectares of cocoa plantations. By expanding and improving these cultivation areas, Indonesia could leverage the food and beverage industries.

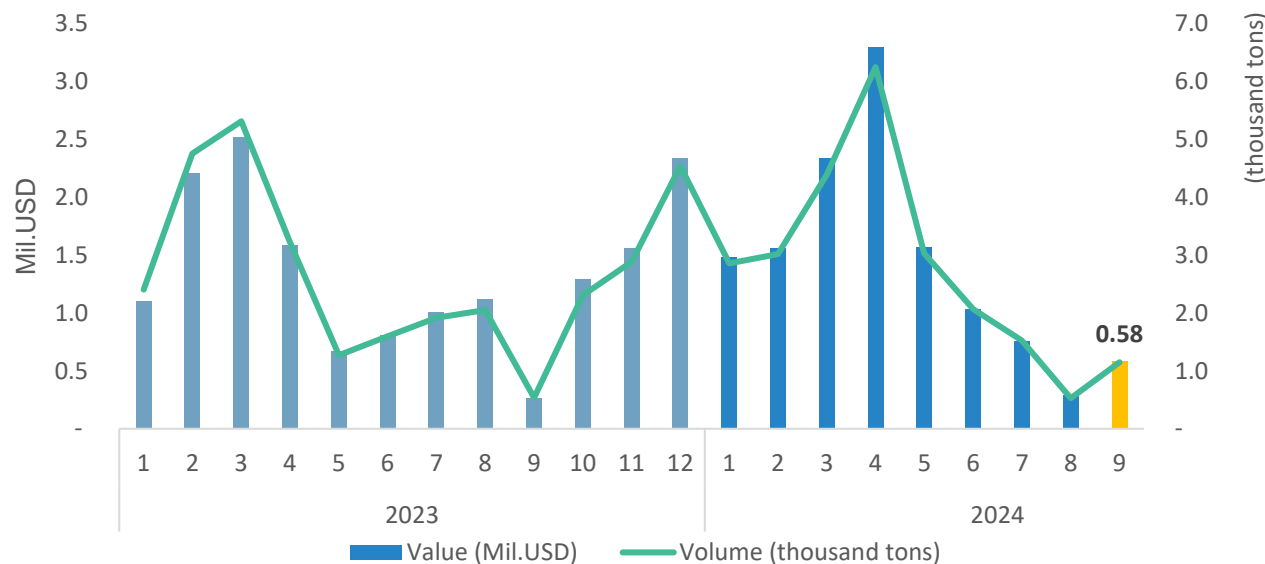
*Source: jakartaglobe.id (10/2024)*





# CASSAVA & CASSAVA PRODUCTS

## Structure of export value by products to the ASEAN, Sep-2024



## Export results to the ASEAN, Sep-2024

### VALUE

**580.6** thousand USD

↗ Increase **101%** compared to Aug-24

↘ Increase **118%** compared to Sep-23

↓ **0.79 Mil.USD** less than the monthly average rate in 2023.

❖ Accumulated 9 months of 2024 reaches **12.9 Mil.USD**, and the rate is **78.3%** of the total in 2023.

### KHỐI LƯỢNG

**1,147** tons

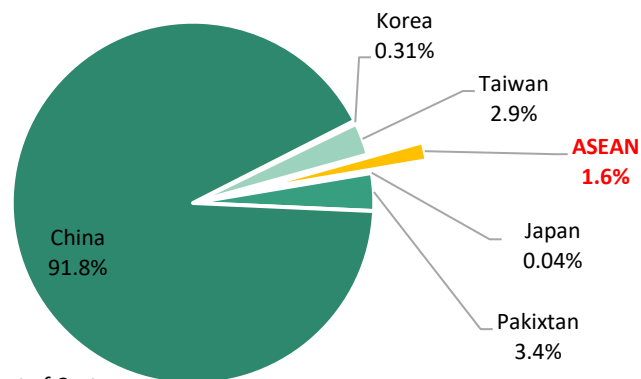
↗ Increase **118%** compared to Aug-24

↘ Increase **116%** compared to Sep-23

↓ **1.6 thousand tons** less than the monthly average rate in 2023.

❖ Accumulated 9 months of 2024 reaches **24.8 thousand tons**, and the rate is **75.7%** of the total in 2023.

## Percentage of export value to the ASEAN, Sep-2024



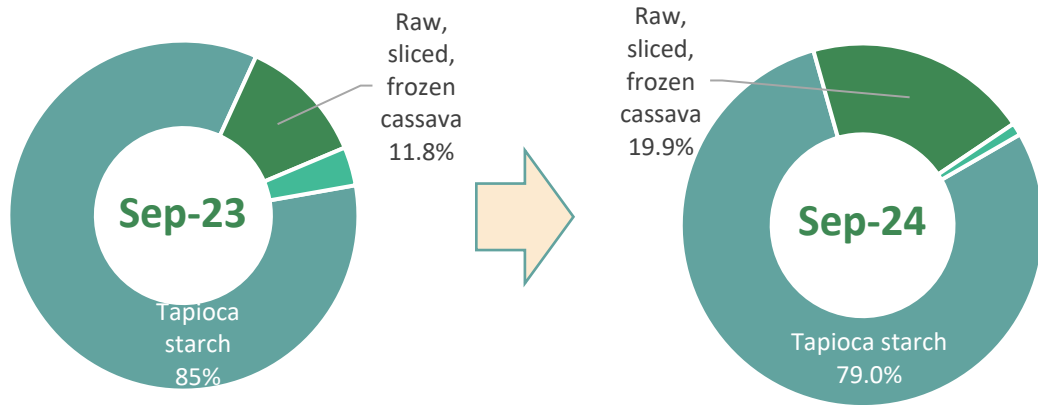
## Changes in percentage of export value to the ASEAN, Sep-2024





# CASSAVA & CASSAVA PRODUCTS

## Structure of export value by products to the ASEAN, Sep-2024



## Export results to the ASEAN, Sep-2024



### Raw, sliced, frozen cassava

Value: **115.8** thousand USD

Increase **558%** compared to Aug-24

Increase **268%** compared to Sep-23



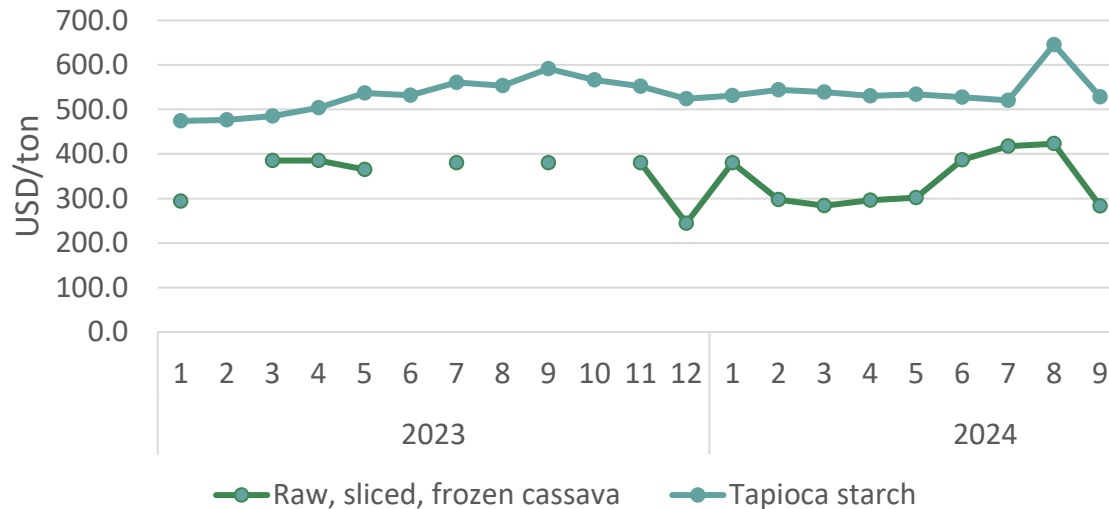
### Tapioca starch

Value: **458.5** thousand USD

Increase **1035%** compared to Aug-24

Increase **104%** compared to Sep-23

## Percentage of export value to the ASEAN, Sep-2024



### Tapioca starch

The average export price in Sep-24 is **529** USD/ton; **Decrease 33%** compared to the previous month; and **decrease 25%** compared to the same month in 2023..

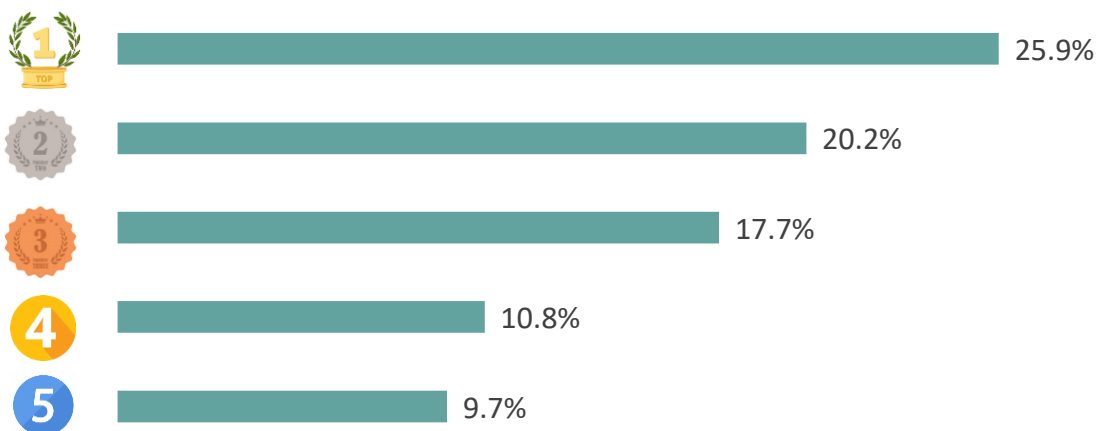
### Raw, sliced, frozen cassava

The average export price in Sep-24 is **283** USD/ton; **Decrease 18%** compared to the previous month; and **decrease 11%** compared to the same month in 2023..

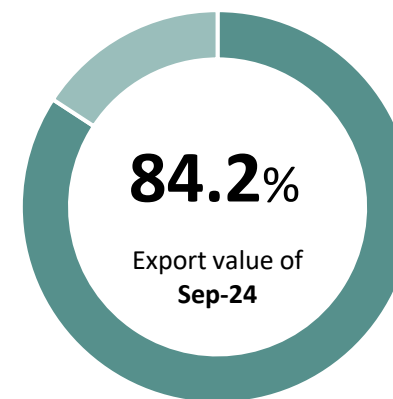


# CASSAVA & CASSAVA PRODUCTS

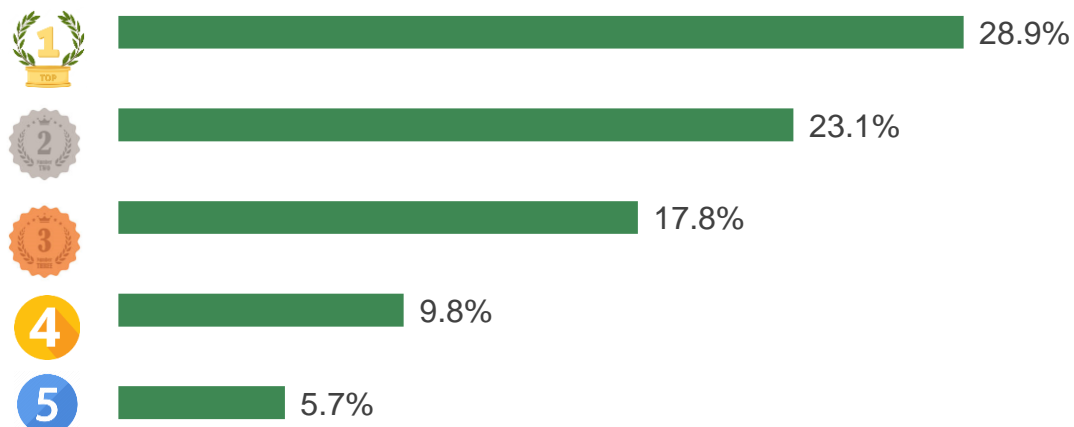
## TOP 5 export enterprises by to the ASEAN, Sep-2024



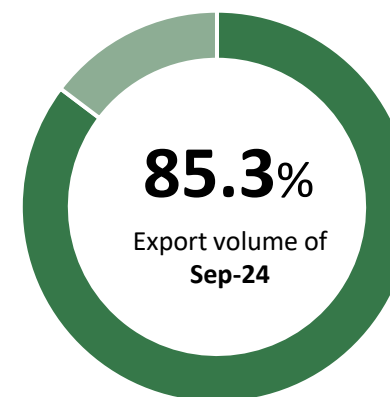
## Value ratio of TOP 5 export enterprises to the ASEAN, Sep-2024



## TOP 5 export enterprises by volume to the ASEAN, Sep-2024



## Volume ratio of TOP 5 export enterprises to the ASEAN, Sep-2024





### **Indonesia's cassava chips and starch exports to decline in 8 months of 2024**

In August 2024, the volume and value of Indonesia's dried cassava chip exports were 2.23 thousand tons and USD 2.51 million, respectively, marking decreases of 7.5% and 38.9% compared to the same period last year. Indonesia's dried cassava chips are primarily exported to China, Malaysia, the Netherlands, the United States, and Taiwan.

For the first eight months of 2024, the volume and value of Indonesia's cassava starch exports were 11.4 thousand tons and USD 6.82 million, respectively, representing decreases of 89.3% and 87.2% compared to the same period last year. Indonesian cassava starch is mainly exported to Taiwan, China, Malaysia, the Philippines, Sri Lanka, and Singapore.





### **Cambodia's fresh cassava exports in the 9 months of 2024 increased**

In the nine months of 2024, Cambodia's fresh cassava export volume exceeded 2 million tons, an increase of 162.53% compared to the same period in 2023. According to the Cambodian Cassava Farmers Association, the key drivers of Cambodia's fresh cassava exports are high production and strong international demand, which accounts for 70-80% of total production (around 10 million tons per year). Most of Cambodia's fresh cassava is exported to Thailand and Vietnam.

Currently, Cambodia has approximately 700,000 hectares of cassava cultivation, with a production volume exceeding 15 million tons. Although the number of cassava processing factories in Cambodia has increased to around 12 in recent years, only 4 to 5 factories are currently operational.

*Source: Ministry of Agriculture, Forestry and Fisheries of Cambodia*

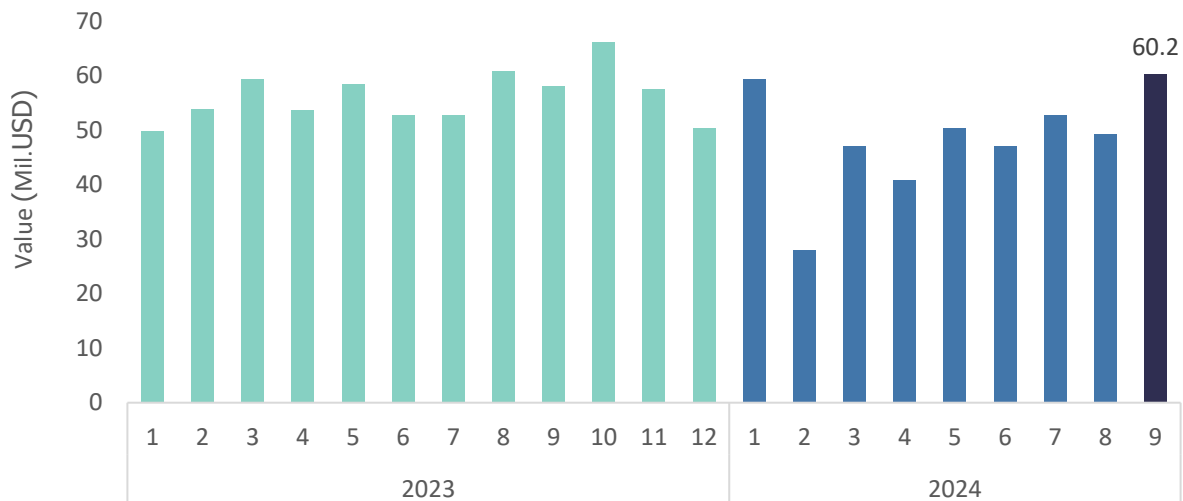






# FISHERIES

## Export value to the ASEAN, Sep-2024



## Export results to the ASEAN, Sep-2024

### VALUE



**60.2** Mil.USD

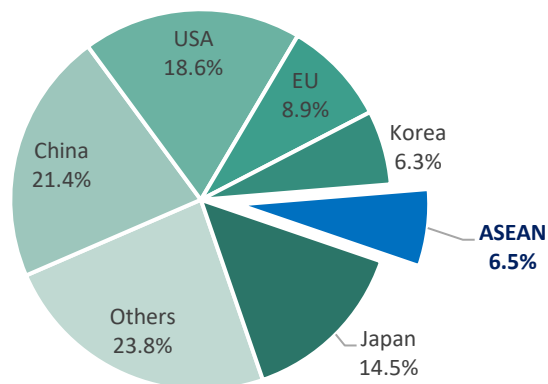
↗ Increase **22.5%** so với T8/2024

↗ Increase **3.7%** compared to Sep-23

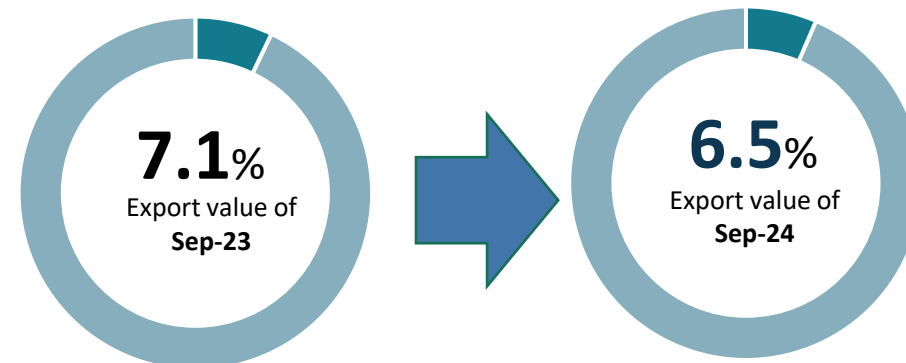
▲ **4.1 Mil.USD** more than the monthly average rate in 2023.

◇ Accumulated 9 months of 2024 reaches **434.8 Mil.USD**, and the rate is **64.6%** of the total 2023.

## Percentage of export value to the ASEAN, Sep-2024



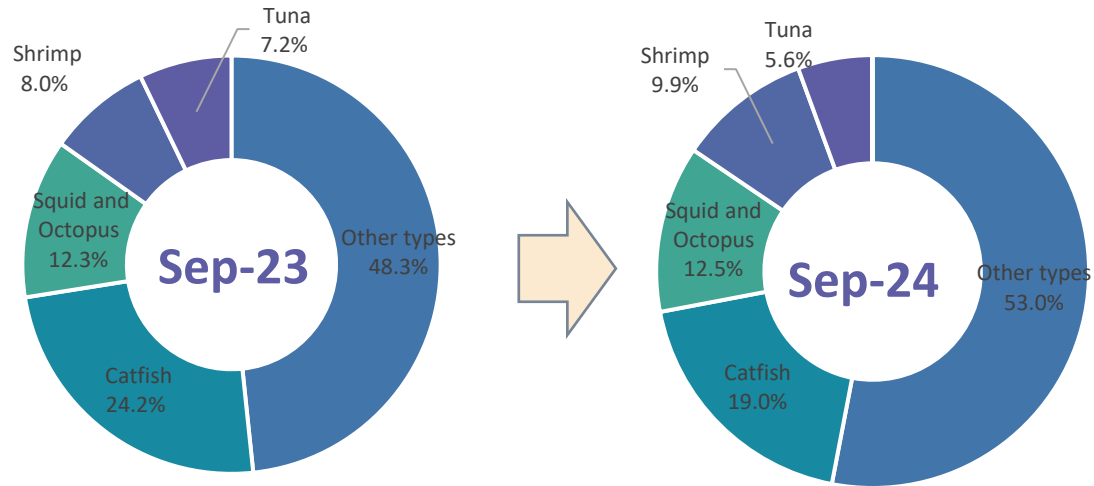
## Change in percentage of export to the ASEAN, Sep-2024



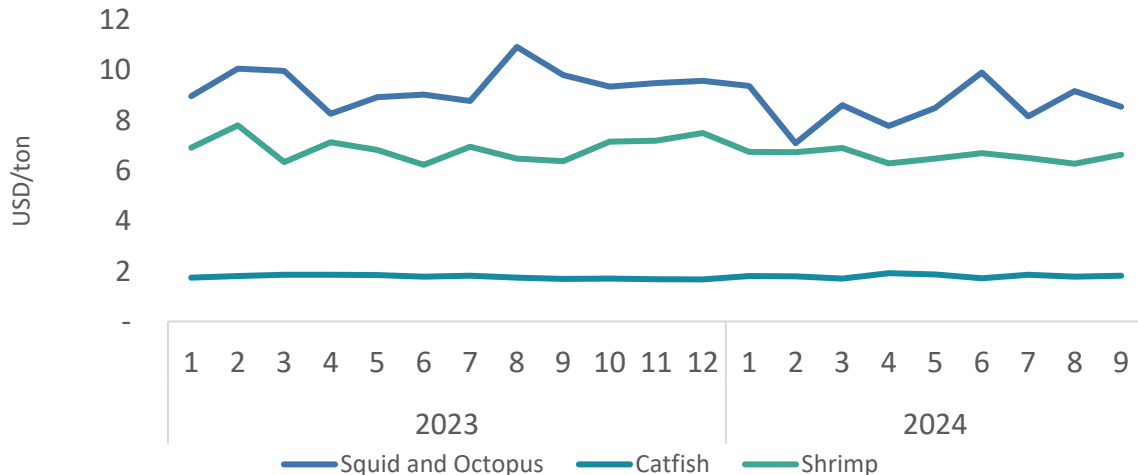


# FISHERIES

## Structure of exports by products to the ASEAN, Sep-2024



## Average export price to the ASEAN, Sep-2024



## Export results to the ASEAN, Sep-2024



### Catfish

Value: **11.4** Mil.USD

Increase **2.4%** compared to Aug-24

Decrease **18.5%** compared to Sep-23



### Squid & Octopus

Value: **7.5** Mil.USD

Increase **21.6%** compared to Aug-24

Increase **5.0%** compared to Sep-23



### Shrimp

Value: **6.0** Mil.USD

Increase **27.7%** compared to Aug-24

Increase **28.4%** compared to Sep-23

### Squid & Octopus

The average export price in Sep-24 is **8.5 USD/kg**; Decrease **6.8%** compared to the previous month; and decrease **12.8%** compared to the same month in 2023.

### Catfish

The average export price in Sep-24 is **1.9 USD/kg**; Increase **2.5%** compared to the previous month; and increase **7.7%** compared to the same month in 2023.

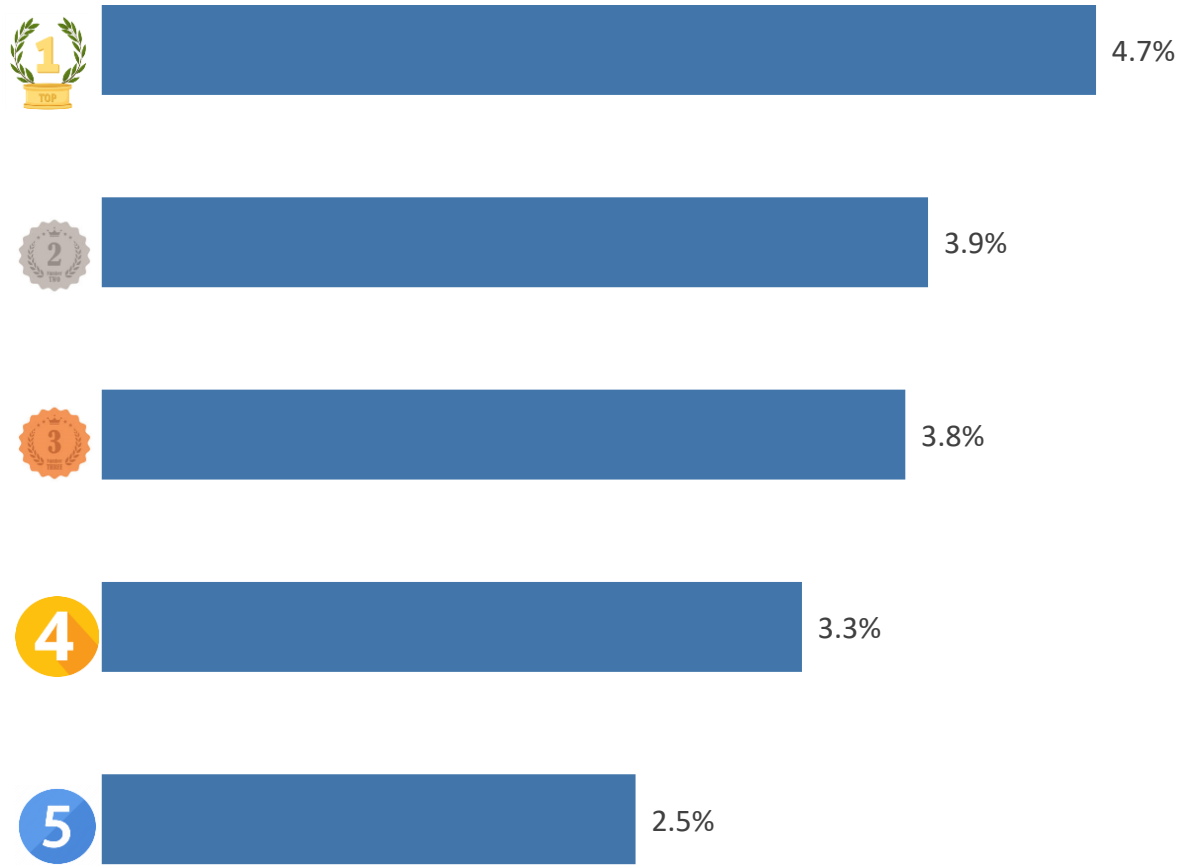
### Shrimp

The average export price in Sep-24 is **6.5 USD/kg**; Increase **5.7%** compared to the previous month; and increase **4.1%** compared to the same month in 2023.

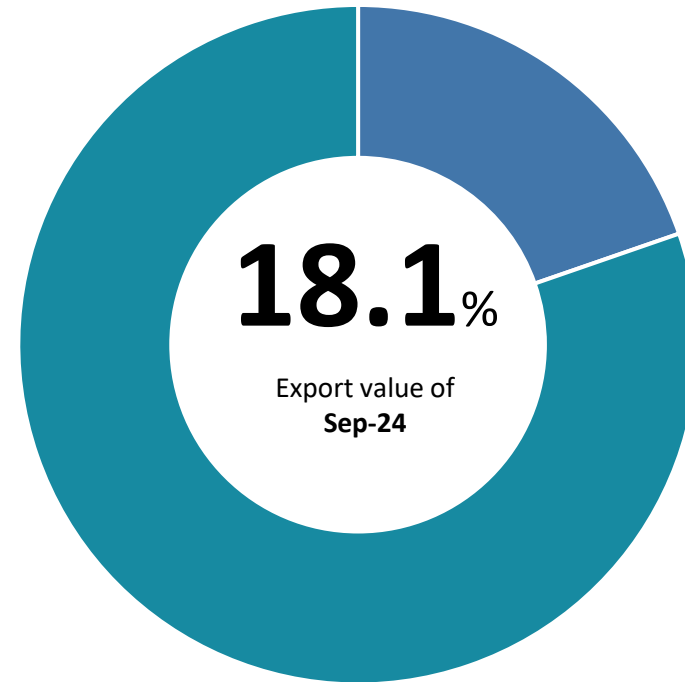


# FISHERIES

## TOP 5 export enterprises by value to the ASEAN, Sep-2024



## Value ratio of TOP 5 export enterprises to the ASEAN, Sep-2024



### Vietnam maintains market share in Singapore market

In the nine months of 2024, Vietnam's seafood exports to Singapore reached nearly SGD 77.36 million (approximately USD 57.52 million), accounting for a 9.22% market share and holding the fifth position for three consecutive quarters. However, export revenue decreased by 2.51% compared to the same period last year. Despite growth in fresh fish exports (up 19.33%), other product categories, such as chilled fish, frozen fish, and aquatic seafood, recorded significant declines.

Singapore currently imports seafood from nearly 100 countries, with total import revenue amounting to approximately SGD 839.1 million (around USD 625 million) in the first nine months of the year, a decrease of 4.51% compared to 2023. Key products include shrimp, crab, and fish, with Vietnam notably supplying frozen fish fillets and processed fish.

To enhance value and market share, Vietnam needs to continue improving product quality and leveraging logistics advantages. The Vietnam Trade Office in Singapore is actively connecting with enterprises and industry associations to promote exports and strengthen the presence of Vietnamese seafood in the market.

*Source: Ministry of Industry and Trade Electronic Information Portal (MOIT) (10/2024)*





# WOOD & WOODEN PRODUCTS

## Export volume and value to the ASEAN, Sep-2024



## Export results to the ASEAN, Sep-2024

### VALUE



20

Mil.USD

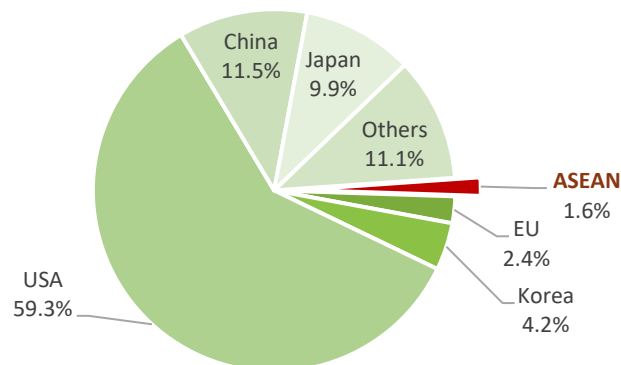
↘ Decrease **27.5%** compared to Aug-24

↘ Decrease **17.5%** compared to Sep-23

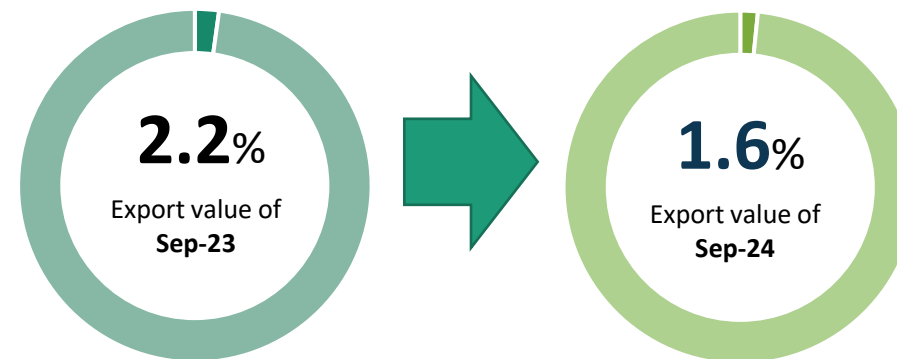
↓ **4.0** Mil.USD less than the monthly average rate in 2023.

❖ Accumulated 9 months of 2024 reaches **234.0** Mil.USD, and the rate is **80.0%** of the total 2023.

## Percentage of export value to the ASEAN, Sep-2024



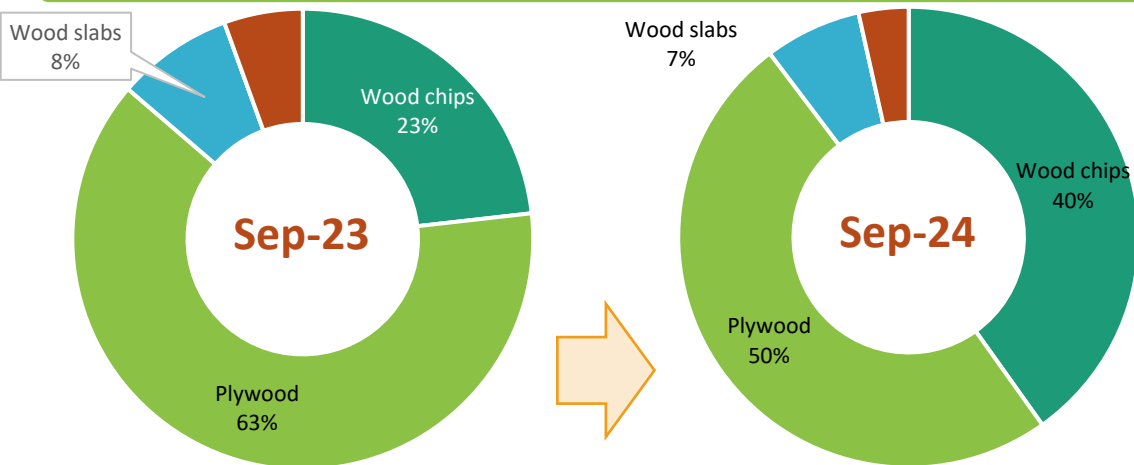
## Changes in percentage of export value to the ASEAN, Sep-2024





# WOOD & WOODEN PRODUCTS

## Structure of exports by products to ASEAN, Sep-2024



## Export results to ASEAN, Sep-2024



### Plywood

Value: **15.5** Mil.USD

Decrease **27%** compared to Aug-24

Decrease **16%** compared to Sep-23



### Wood chips

Value: **12.5** Mil.USD

Decrease **56%** compared to Aug-24

Increase **84%** compared to Sep-23



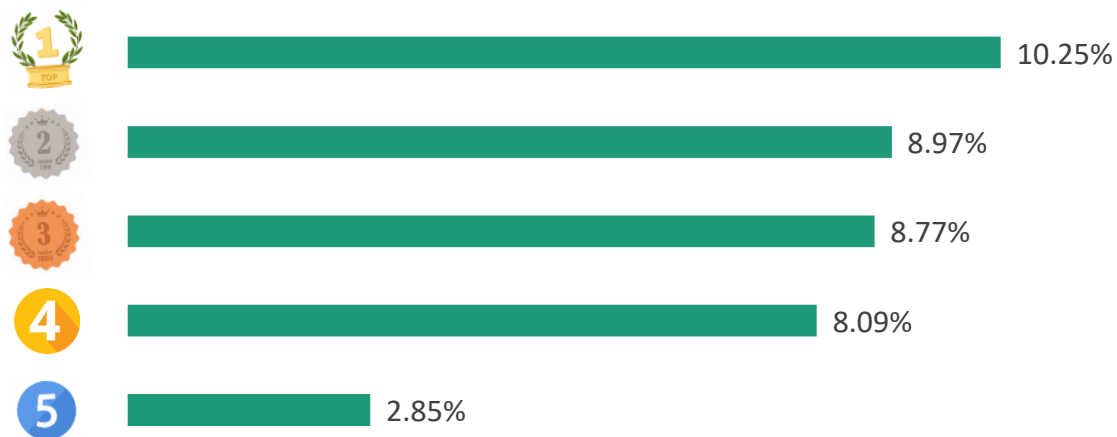
### Wood slabs

Value: **2.1** Mil.USD

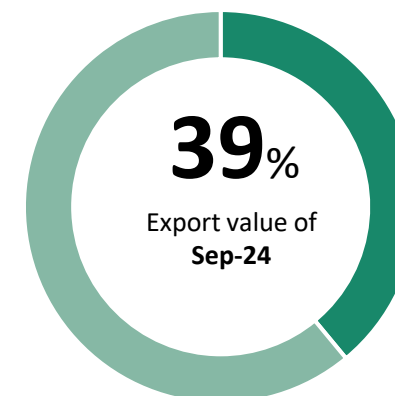
Decrease **51%** compared to Aug-24

Decrease **12%** compared to Sep-23

## TOP 5 export enterprises by value to ASEAN, Sep-2024



## Value ratio of TOP 5 export enterprises to ASEAN, Sep-2024





## WOOD & WOODEN PRODUCTS



## SPOTLIGHTSS

### Indonesia and UNEP Establish Environmental and Forestry Cooperation

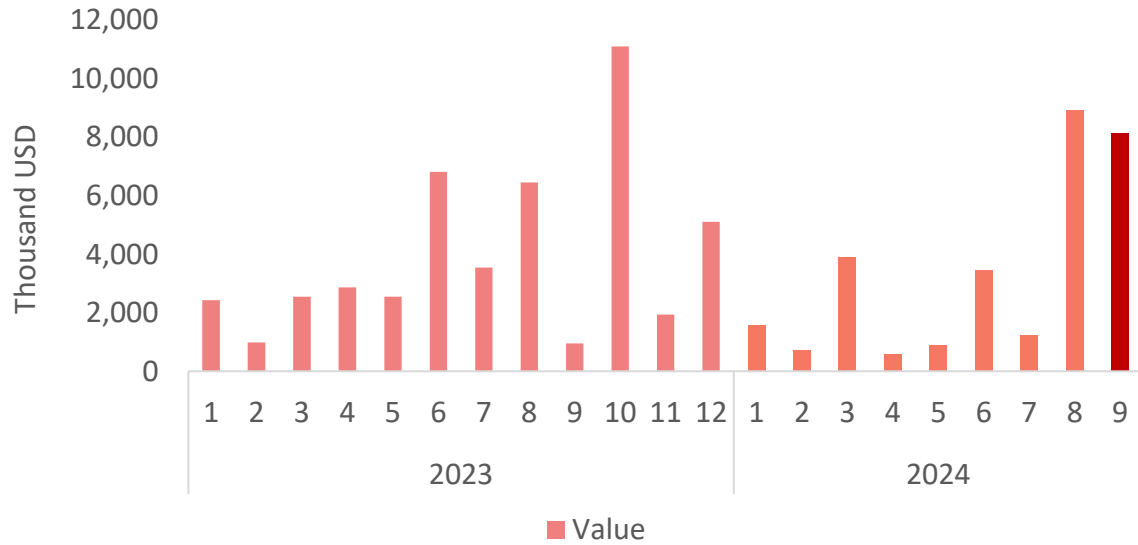
The Ministry of Environment and Forestry and the United Nations Environment Programme (UNEP) have agreed to collaborate in the areas of environmental protection and forestry, including the conservation and sustainable use of natural resources. Former Minister of Environment and Forestry, Ms. Siti Nurbaya, and UNEP's Regional Director for Asia-Pacific, Ms. Dechen Tsering, signed a memorandum of understanding. Ms. Dechen stated that through this collaboration, UNEP will support priority programs related to environmental and forestry issues, as well as commitments and initiatives at international, regional, and national levels.

Source: ITTO




# MEAT & MEAT PRODUCTS (EXPORT)

## Export value to the ASEAN, Sep-2024



## Export results to the ASEAN, Sep-2024



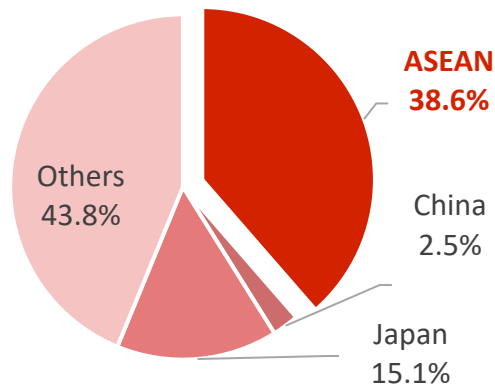
# 8.2

Mil.USD

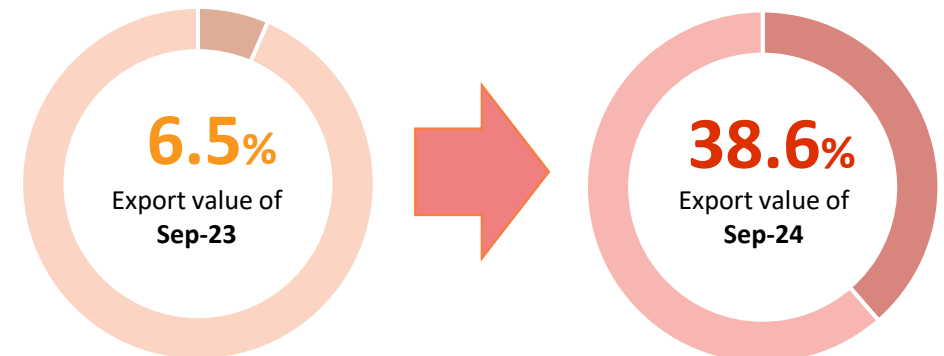
## VALUE

- ↘ Decrease **8.7%** compared to Aug-24.
- ↗ Increase **750.8%** compared to Sep-23
- ↗ **4.2 Mil.USD** more than the monthly average rate in 2023.
- ◇ Accumulated 9 months of 2024 reaches **29.5 Mil.USD** and the rate is 62.3% of the total in 2023.

## Percentage of export value to the ASEAN, Sep-2024



## Changes in percentage of export value to the ASEAN, Sep-2024

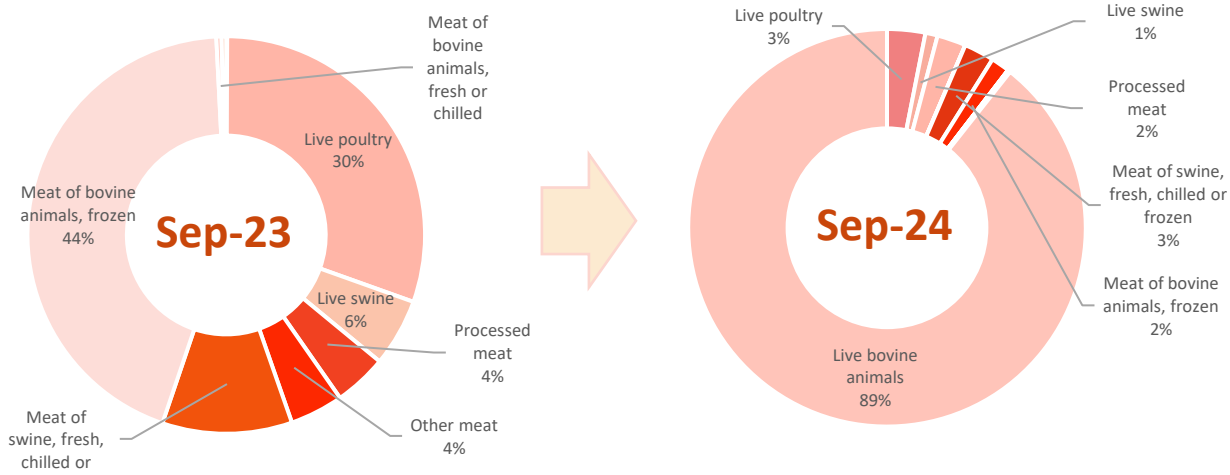






# MEAT & MEAT PRODUCTS (EXPORT)

## Export value to the ASEAN, Sep-2024



## Export results to the ASEAN, Sep-2024



### Live bovine animals

Value: **7.3** Mil.USD

Increase **73.6%** compared to Aug-24.




### Live poultry

Value: **253.7** thousand USD

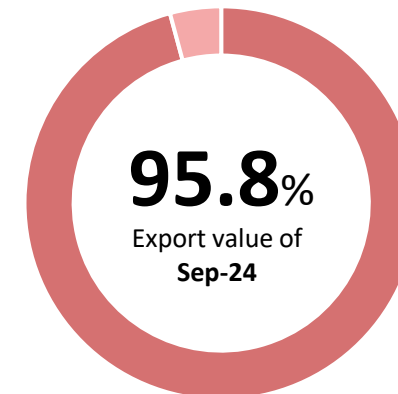
Decrease **13.2%** compared to Aug-24.

Decrease **12.9%** compared to Sep-23

## Percentage of export value to the ASEAN, ASEAN, Sep-2024



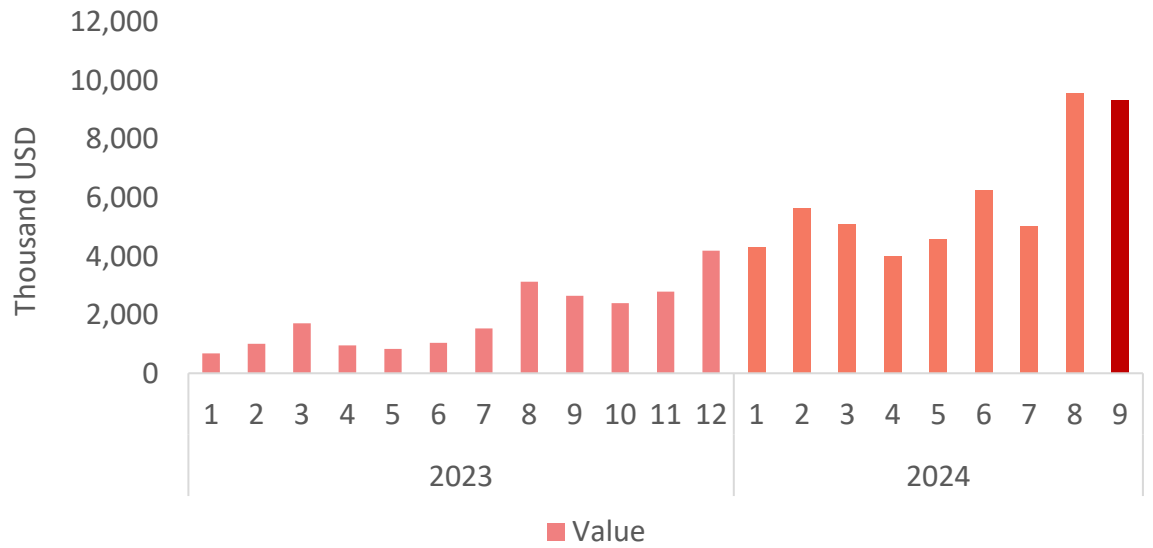
## Changes in percentage of export value to the ASEAN, Sep-2024





# MEAT & MEAT PRODUCTS (IMPORT)

Import value from the ASEAN, Sep-2024



Import results from the ASEAN, Sep-2024

**VALUE**

↘ Decrease **2.6%** compared to Aug-24

↗ Increase **252%** compared to Sep-23

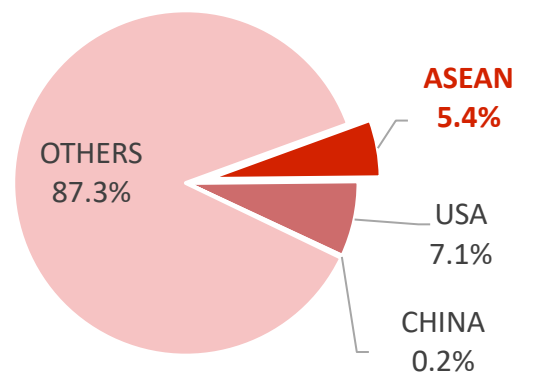
↗ **7.4Mil.USD** more than the monthly average rate in 2023.

◇ Accumulated 9 months of 2024 reaches **53.8 Mil.USD**, and the rate is **234%** of the total 2023.

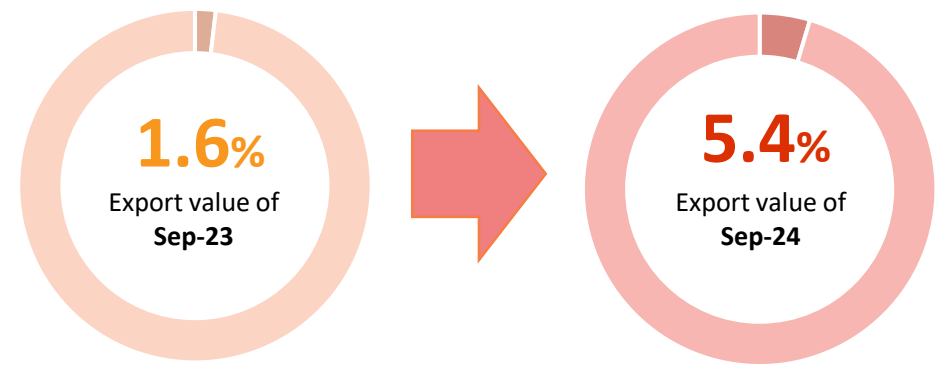
**9.3**

*Mil.USD*

Percentage of import value from the ASEAN, Sep-2024



Changes in percentage of import value from the ASEAN, Sep-2024

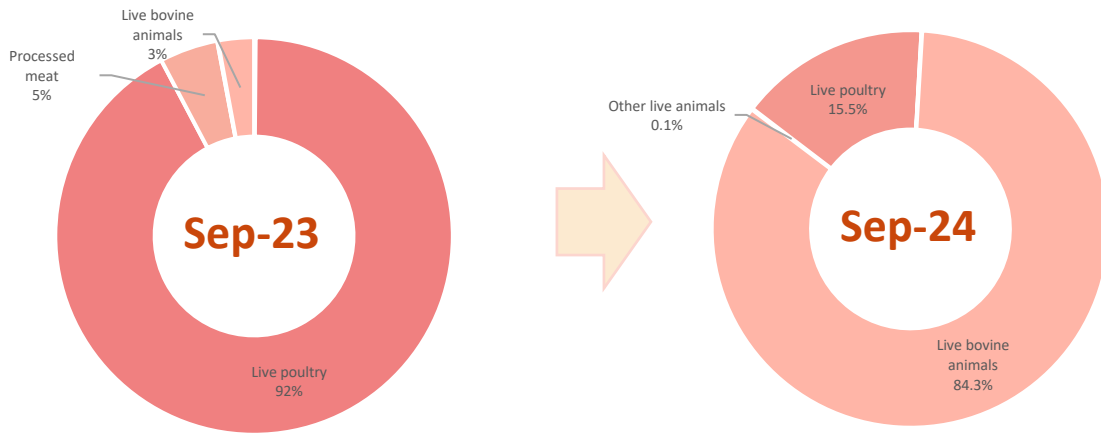


Source: Calculated from data the General Department of Customs



# MEAT & MEAT PRODUCTS (IMPORT)

## Import value from the ASEAN, Sep-2024



## Import results from the ASEAN, Sep-2024

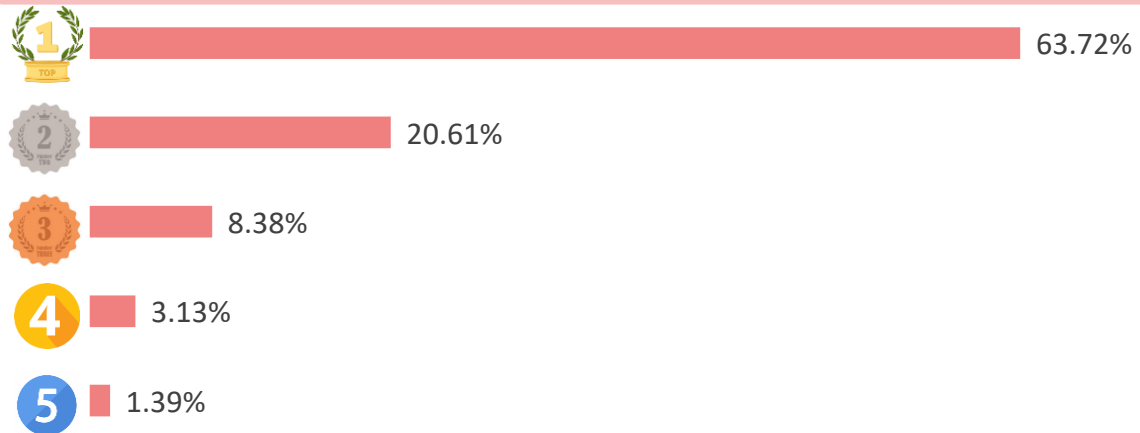


**Live bovine animals**  
 Value: **7.87** Mil.USD  
 Increase **0.58%** compared to Aug-2024

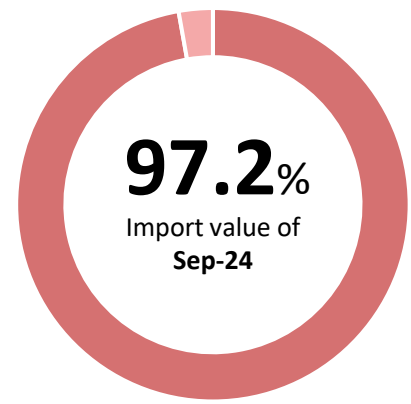


**Live poultry**  
 Value: **1.45** Mil.USD  
 Decrease **17.2%** compared to Aug-2024  
 Decrease **40.5%** compared to Sep-23

## Percentage of import value from the ASEAN, Sep-2024



## Changes in percentage of import value from the ASEAN, Sep-2024



Source: Calculated from data the General Department of Customs



# MEAT & MEAT PRODUCTS

## SPOTLIGHTS



In August 2024, the Philippines and Malaysia led the ASEAN region in pork imports from the United States, with a significant increase of 45% in volume and 35% in value compared to the same period last year. As of the end of August 2024, the total volume of pork imports by ASEAN from the United States reached 54,249 tons, with an import value of USD 118.2 million, marking a 12% increase in volume and a 2% increase in value compared to the previous year.

*Source: 3tres3.com*

The Philippines has lifted its ban on importing live cattle and meat products from the United Kingdom (UK) after the UK successfully controlled the spread of mad cow disease. The Philippine Department of Agriculture has approved the importation of beef products from the UK, provided that UK authorities ensure that food safety standards are equivalent to Philippine regulations.

*Source: gmanetwork.com*





Any comments, please send to:

**INFORMATION CENTER FOR AGRICULTURE AND RURAL DEVELOPMENT**  
INSTITUTE OF POLICY AND STRATEGY FOR AGRICULTURE AND RURAL DEVELOPMENT

Address: *16 Thuy Khue Street, Thuy Khue Wd., Tay Ho Dist., Hanoi*

Email: [thongtinhitruong@ipsard.gov.vn](mailto:thongtinhitruong@ipsard.gov.vn); [info@agro.gov.vn](mailto:info@agro.gov.vn)

Website: <http://agro.gov.vn/>

