

Volume: October-2024

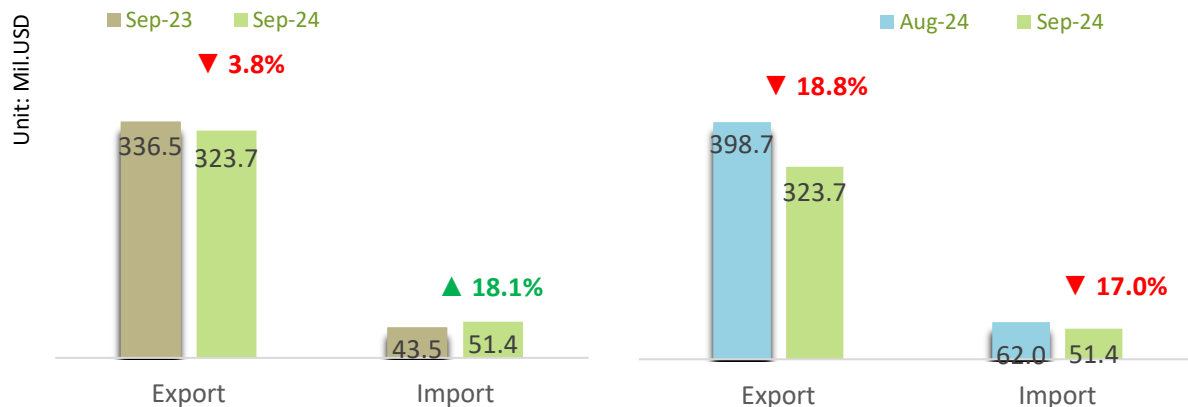
MONTHLY REPORT ON  
AGRI-PRODUCT EXPORT

**FROM VIETNAM TO  
JAPAN MARKET**

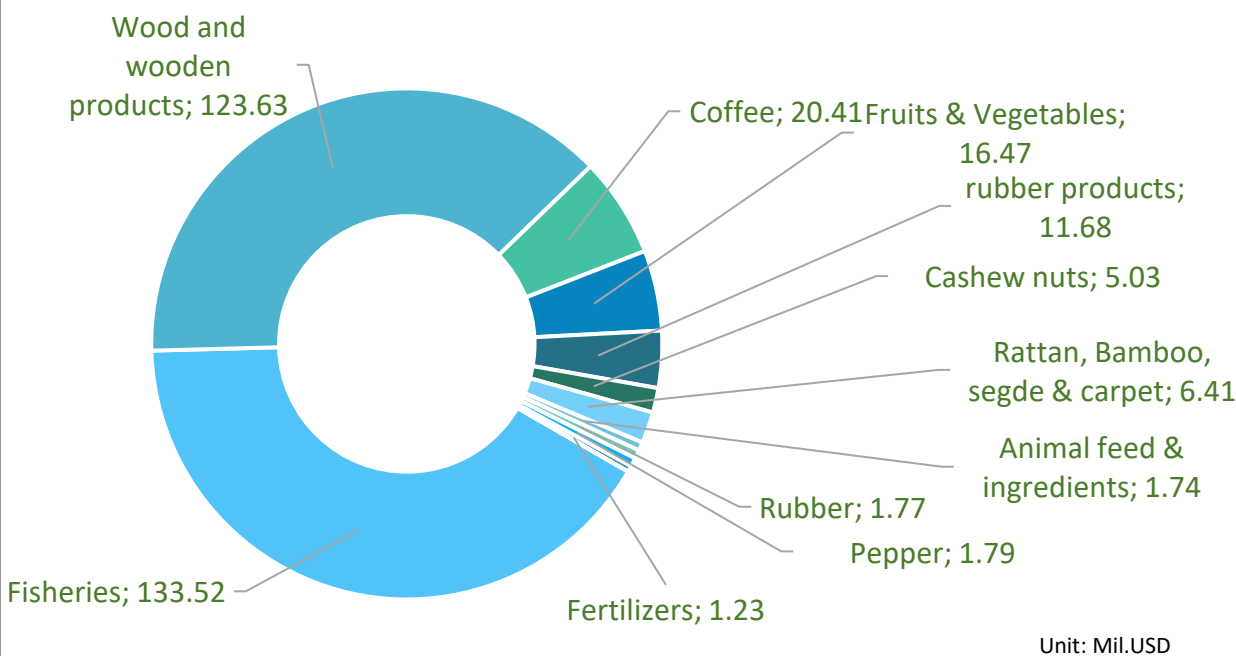


# THE SITUATION OF AGRO-FORESTRY-FISHERY (AFF) PRODUCT EXPORT FROM VIETNAM TO JAPAN IN SEPTEMBER 2024

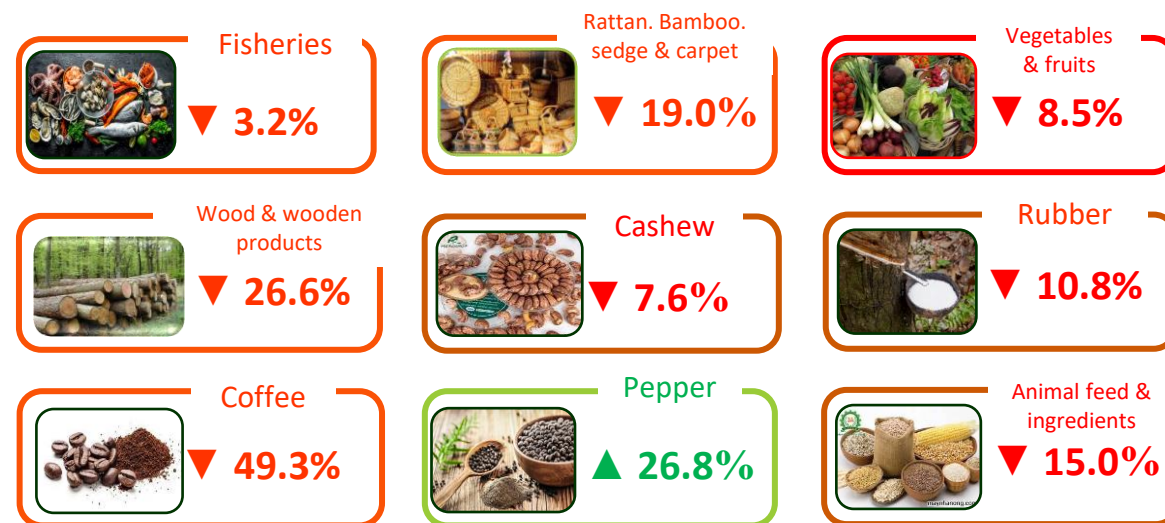
## AFF product import-export turnover between Vietnam and Japan, Sep-2024



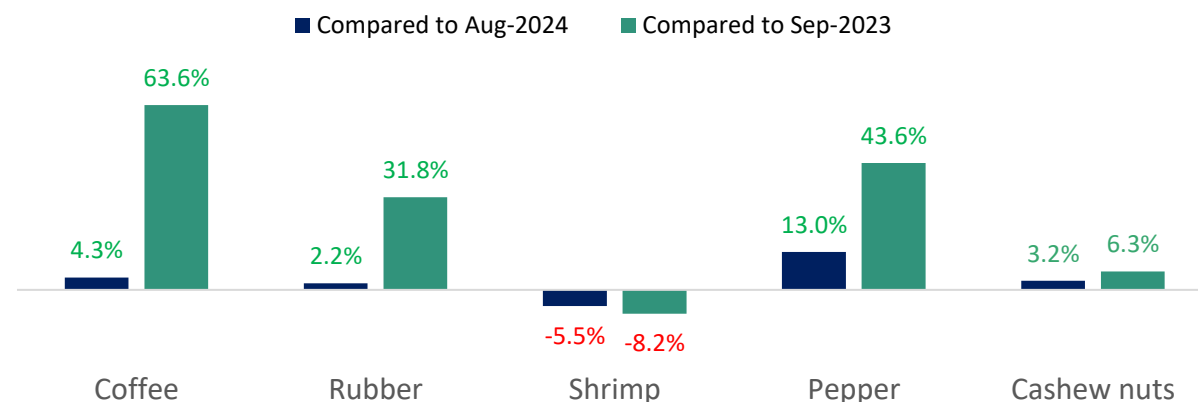
## Key AFF product export value to Japan, Sep-2024



## Changes in key AFF product export value to Japan, Sep-2024 compared to Aug-2024



## Changes in average export value of key AFF products to Japan, Sep-2024 compared to Aug-2024 and Sep-2023



## Japan Loses 4th Place in Global Economic Rankings

According to a newly released report from the International Monetary Fund (IMF), Japan has been surpassed by Russia, dropping to 5th place in the global economic rankings based on the share of global GDP measured by purchasing power parity (PPP). Specifically, Russia's GDP now accounts for 3.55% of global GDP, surpassing Japan's 3.38.

The IMF forecasts that by 2029, Russia will remain the world's 4th largest economy, with its GDP expected to account for 3.23% of global GDP, compared to Japan's 3%. This shift highlights the challenges Japan's economy faces from the rise of emerging economies, impacting the country's standing in global economic rankings.

*Source: Vietnamplus*



## Japanese Government Lowers 2024 Economic Growth Forecast

The Japanese government revised its 2024 GDP growth forecast down to 0.7%, from the 0.9% projected in July, citing weak exports impacting economic recovery. The 2025 growth forecast remains at 1.2%. This adjustment, an unusual move, highlights mounting pressure on Japan's economy due to weakening global demand and sluggish domestic consumption.

The Bank of Japan (BOJ) has maintained its ultra-low interest rates. Any prolonged weakness in both global and domestic demand could slow the BOJ's plans to fully exit from a decade of easy monetary conditions..

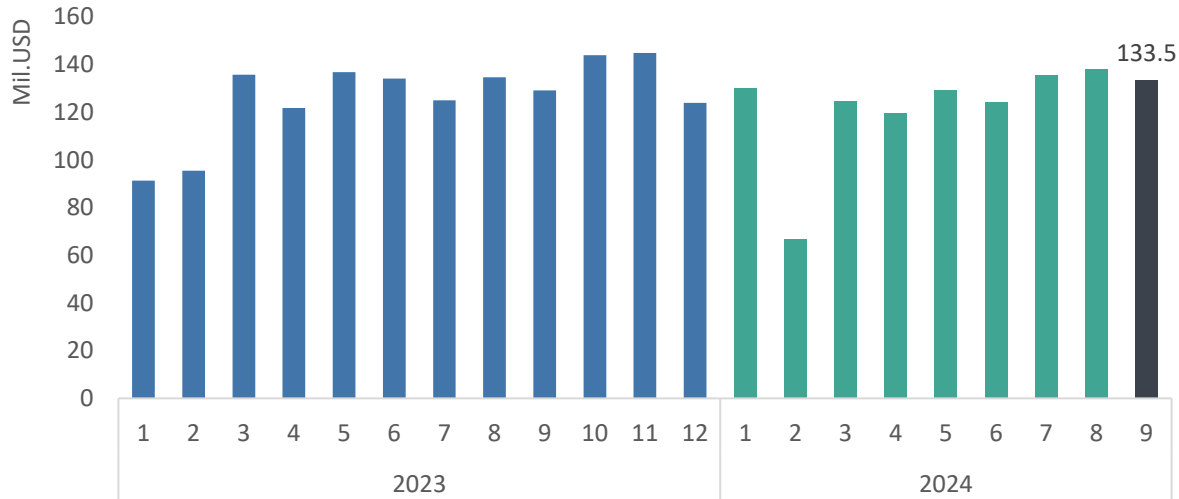
Prime Minister Shigeru Ishiba's administration has pledged to draft a large spending package later this year to cushion the blow to households from rising living costs and support the broader economy.

*Source: Japantimes*



# FISHERIES

## Export value to Japan, Sep-2024



## Export results to Japan, Sep-2024

Value  
**133.5** Mil.USD



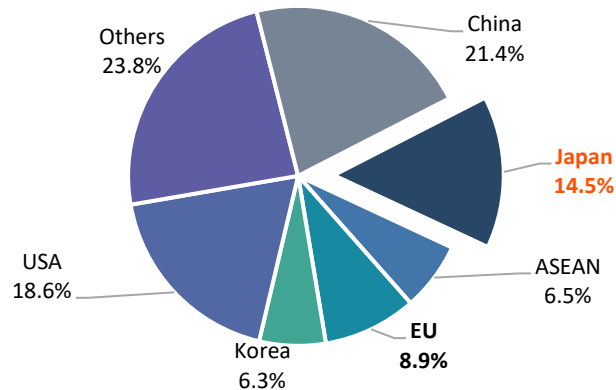
↘ Decrease **3.2%** compared to Aug-2024

↗ Increase **3.3%** compared to Sep-2023

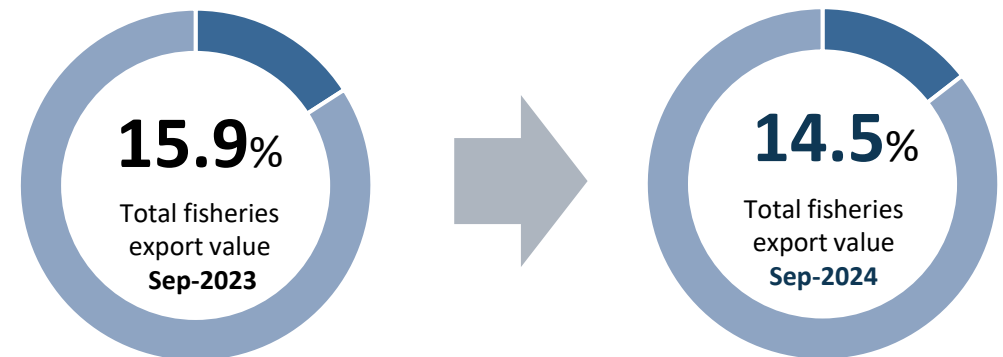
▲ **7.1** Mil.USD higher than monthly average in 2023

❖ Accumulated 9 months 2024 reached **1102.0** Mil.USD, equal to **72.7%** of value in 2023

## Percentage of export value to Japan, Sep-2024



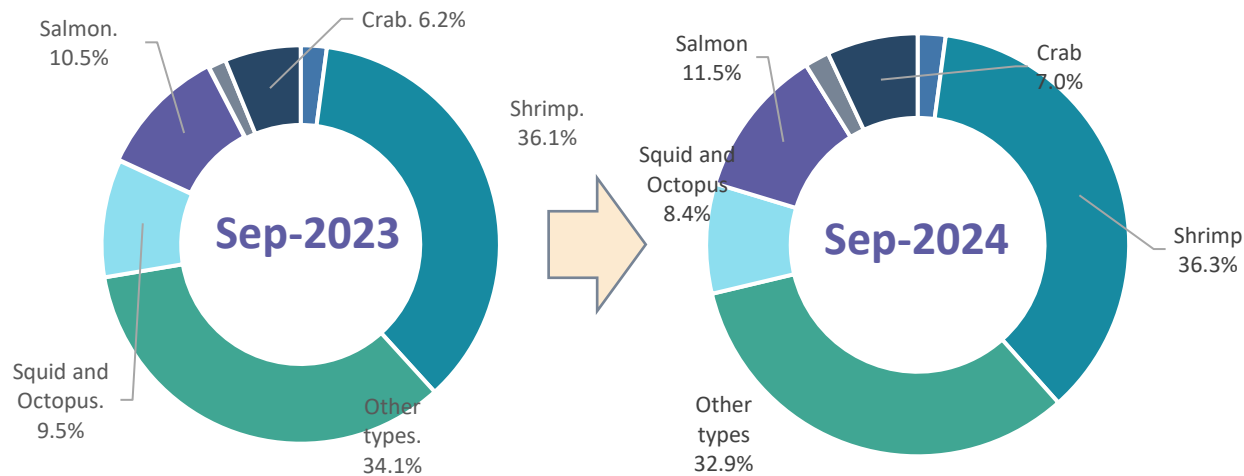
## Changes in percentage of export results to Japan, Sep-2024





# FISHERIES

## Structure of exports by products to Japan, Sep-2024



## Export results to Japan, Sep-2024



### Salmon

Value: **15.3** Mil.USD  
 Decrease **14.56%** compared to Aug-2024  
 Increase **12.7%** compared to Sep-2023



### Shrimp

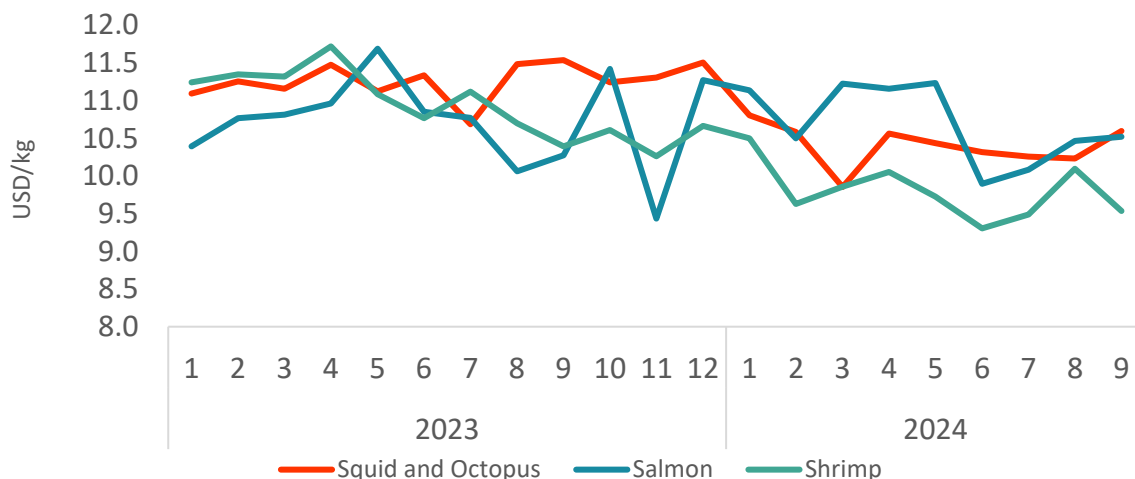
Value: **48.8** Mil.USD  
 Increase **7.1%** compared to Aug-2024  
 Increase **3.7%** compared to Sep-2023



### Squid and Octopus

Value: **11.2** Mil.USD  
 Decrease **15.1%** compared to Aug-2024  
 Decrease **8.8%** compared to Sep-2023

## Average export price to Japan, Sep-2024



### Squid and Octopus

The average export price in Sep-2024 is **10.6** USD/kg; **Increase 3.6%** compared to the previous month; and **decrease 8.1%** compared to the same month of 2023.

### Salmon

The average export price in Sep-2024 is **10.5** USD/kg; **Increase 0.5%** compared to the previous month; and **increase 2.4%** compared to the same month of 2023.

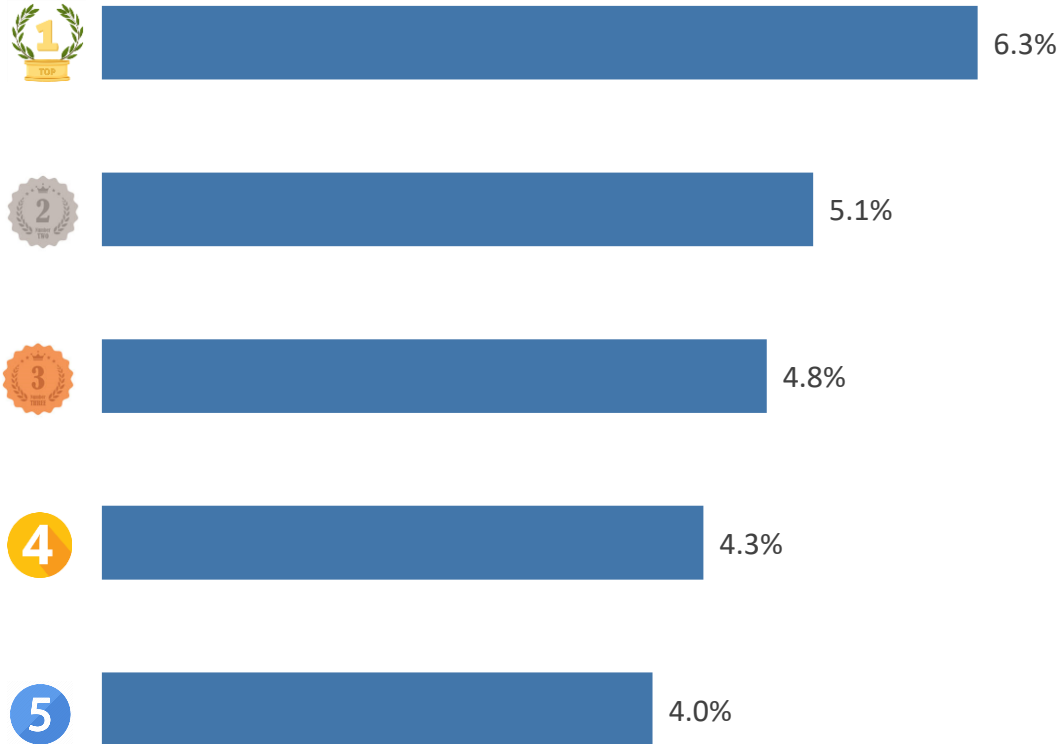
### Shrimp

The average export price in Sep-2024 is **9.5** USD/kg; **Decrease 5.5%** compared to the previous month; and **decrease 8.2%** compared to the same month of 2023.

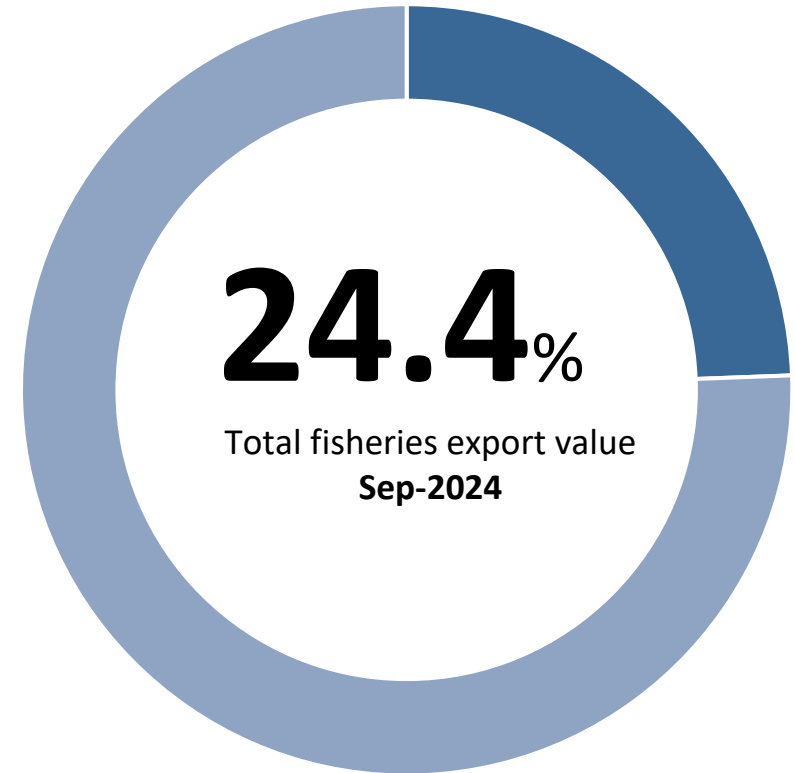


# FISHERIES

TOP 5 export enterprises by value to **Japan, Sep-2024**



Value ratio of TOP 5 export enterprises to **Japan, Sep-2024**



### Seafood Consumption in Japan Declines Sharply Due to Rising Prices:

Seafood consumption in Japan has dropped to its lowest level since 1960, reaching 22 kg/person/year, as seafood prices have surged and domestic catches have declined. Seafood prices in Japan have risen by 40% in recent years, outpacing the price increases for frozen foods and meat, leading many consumers to shift toward higher meat consumption. Per capita meat consumption exceeded 30 kg in 2022 and continues to rise.

*Source: Vasep*

### China Joins International Oversight on Fukushima Seafood:

Japan's Fisheries Agency announced that China joined the International Atomic Energy Agency (IAEA) and expert teams from South Korea and Switzerland in an inspection to monitor seafood and seawater discharge activities around the Fukushima Nuclear Power Plant, conducted from October 7 to October 15. This marks China's second year participating in the monitoring, following an agreement between Japan and China under the IAEA framework at the end of September aimed at easing China's import ban on Japanese seafood. Six types of seafood from the coastal waters of Fukushima will be sampled and analyzed during the inspection.

*Source: Vasep*





# FRUITS & VEGETABLES (EXPORT)

Export value to **Japan, Sep-2024**



Export results to **Japan, Sep-2024**

**Value**

**16.5**  
Mil.USD

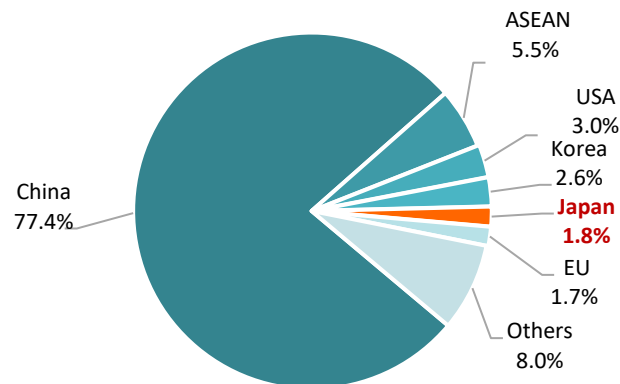
Decrease **8.5%** compared to Aug-2024

Increase **32.1%** compared to Sep-2023

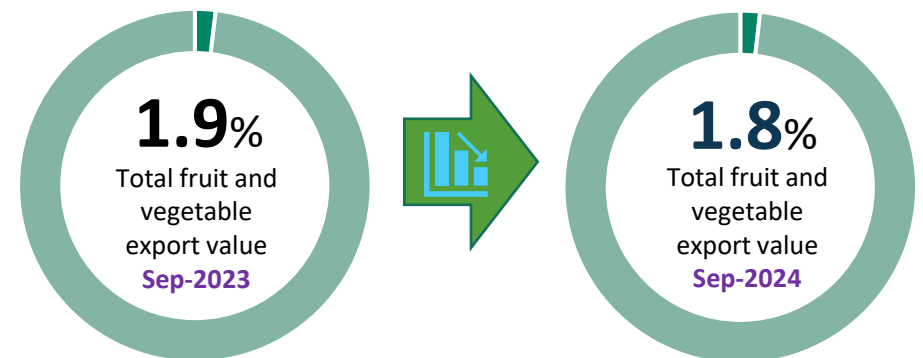
**1.8 Mil.USD** higher than monthly average in 2023

Accumulated 9 months 2024 reached **152 Mil.USD**, equal to **86.3%** of value in 2023

Percentage of export value to **Japan, Sep-2024**



Changes in percentage of export results to **Japan, Sep-2024**

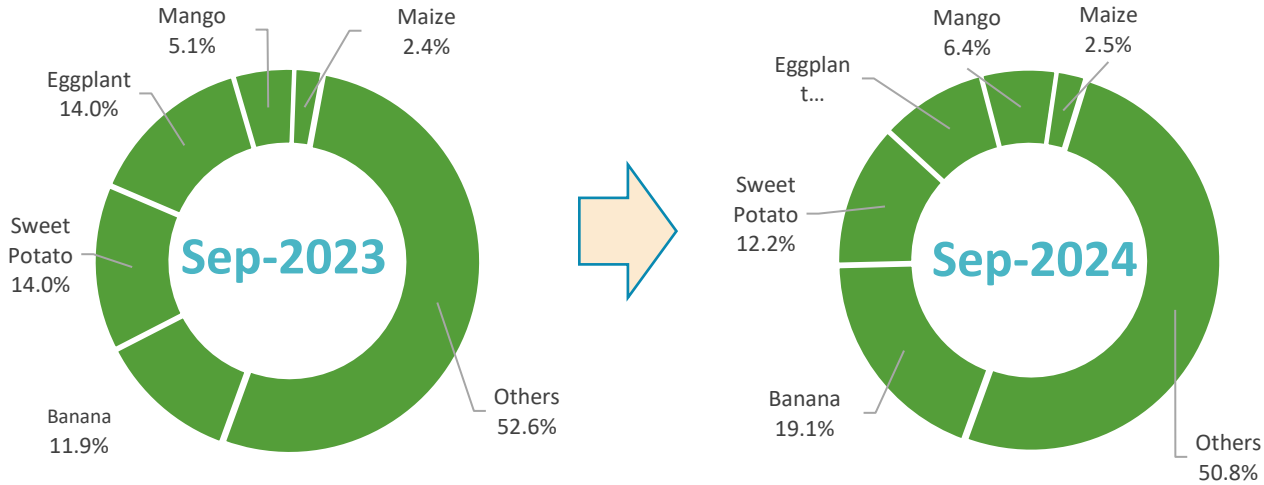






# FRUITS & VEGETABLES (EXPORT)

## Structure of exports by products to Japan, Sep-2024



## Export results to Japan, Sep-2024



### Banana

Value: **3.1** Mil.USD

Increase **1.7%** compared to Aug-2024

Increase **111.8%** compared to Sep-2023



### Sweet Potato

Value: **2.0** Mil.USD

Decrease **18.0%** compared to Aug-2024

Increase **15.3%** compared to Sep-2023



### Eggplant

Value: **1.5** Mil.USD

Decrease **2.1%** compared to Aug-2024

Decrease **14.4%** so compared to Sep-2023



### Mango

Value: **1.1** Mil.USD

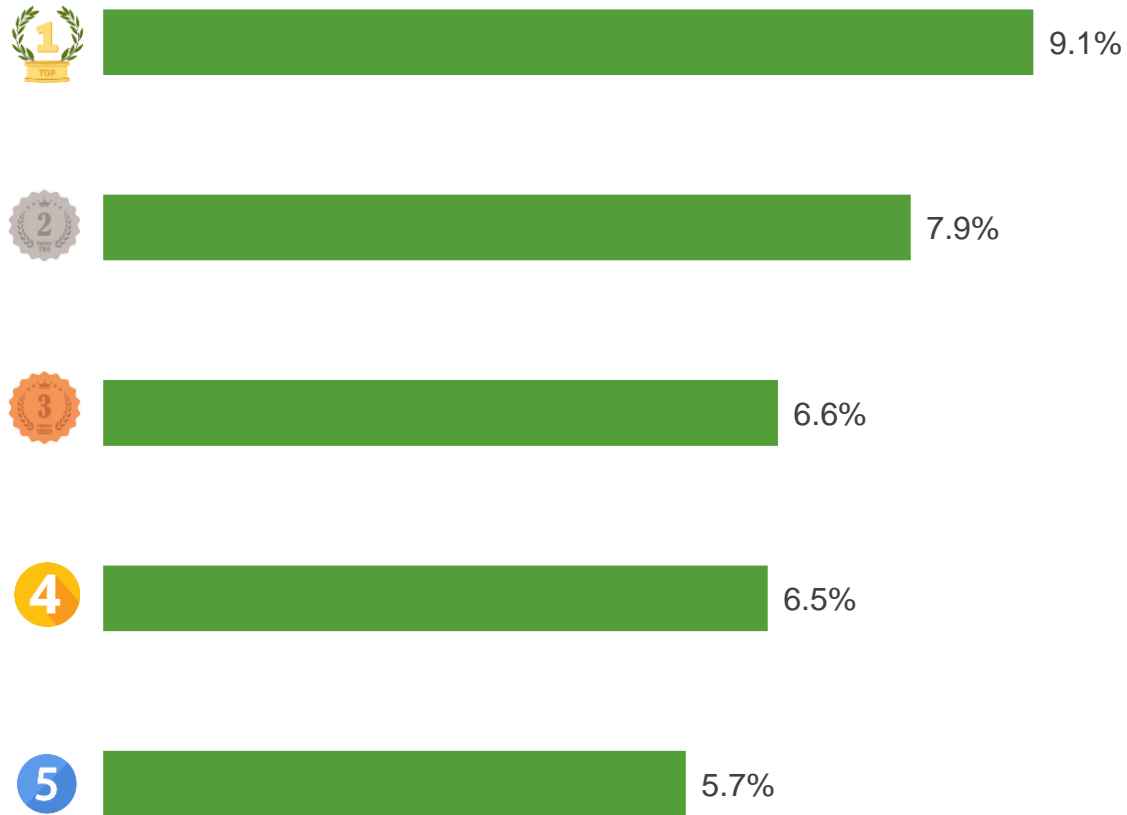
Decrease **6.4%** compared to Aug-2024

Increase **65.2%** compared to Sep-2023



# FRUITS & VEGETABLES (EXPORT)

TOP 5 export enterprises by value to Japan, Sep-2024



Value ratio of TOP 5 export enterprises to Japan, Sep-2024





# FRUITS & VEGETABLES (IMPORT)

## Import value from Japan, Sep-2024



## Import results to Japan, Sep-2024

Value



0.7

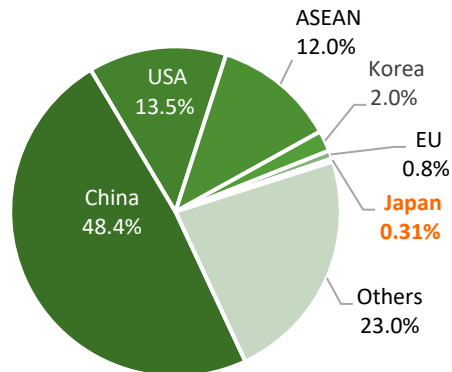
Mil.USD

Increase **116.6%** compared to Aug-2024

Decrease **9.4%** compared to Sep-2023  
**115.3 Thous.USD** higher than monthly average in 2023

Accumulated 9 months 2024 reached **4.2 Mil.USD**, equal to **63.8%** of value in 2023

## Percentage of import value from Japan, Sep-2024



## Changes in percentage of import results from Japan, Sep-2024





01

### **Japan Imports Garlic from Ukraine:**

Japan's Shoji Co. Ltd has begun importing Ukrainian garlic to Japan. The project was launched two years ago as a way to support Ukraine and provide high-quality garlic to Japanese consumers, despite the ongoing challenges of the war.

*Source: Tridge.com*

02

### **Japan Allows South Korea to Use Hexaconazole for Anthracnose Control on Exported Peppers**

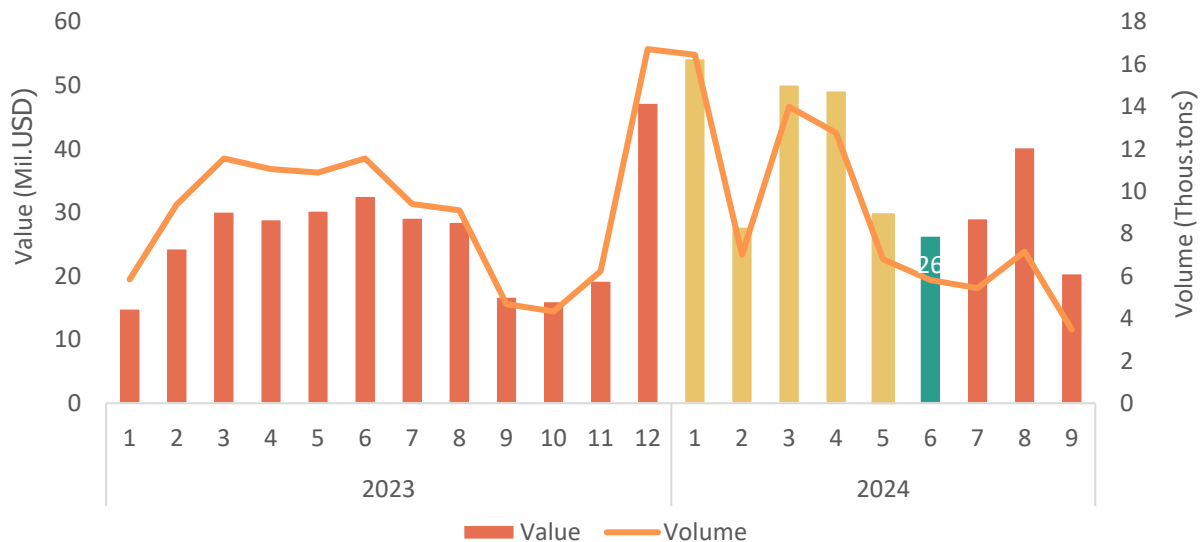
Japan's Ministry of Health, Labour, and Welfare consulted with South Korea's Rural Development Administration to establish a residue limit for hexaconazole to control anthracnose on peppers exported to Japan. The residue limit for hexaconazole has been set at 0.2 mg/kg.

*Source: Idahocapitalsun.com*



# COFFEE

## Export value and volume to Japan, Sep-2024



## Export results to Japan, Sep-2024

**Value**

20.4 *Mil.USD*

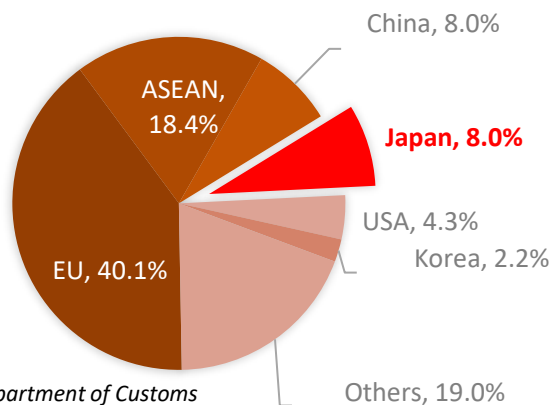
- 📉 Decrease **49.3%** compared to Aug-2024
- 📈 Increase **21.7%** compared to Sep-2023
- 📈 **13.1 Mil.USD** higher than monthly average in 2023
- ❖ Accumulated 9 months 2024 reached **327.1 Mil.USD**, equal to **102.8%** of value in 2023

**Volume**

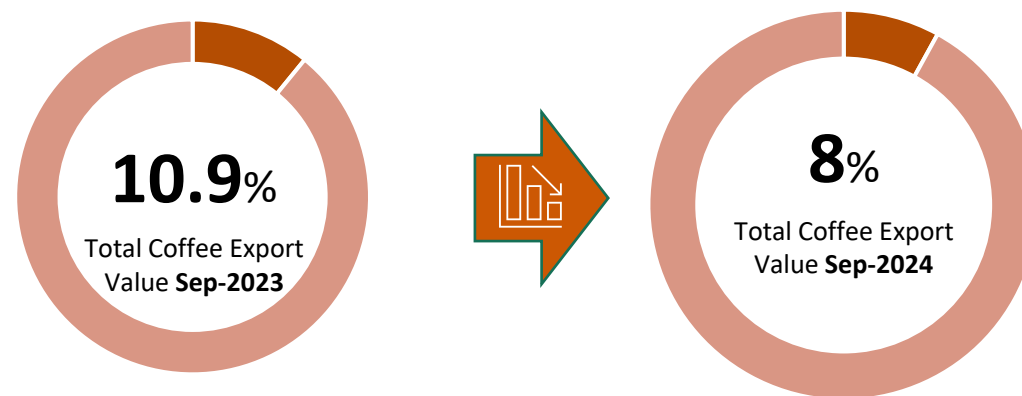
3.5 *thous.tons*

- 📉 Decrease **51.3%** compared to Aug-2024
- 📉 Decrease **25.6%** compared to Sep-2023
- 📉 **2.1** lower *thous.tons* than monthly average in 2023
- ❖ Accumulated 9 months 2024 reached **78.8** *thous.tons*, equal to **71.2%** of volume in 2023

## Percentage of export value to Japan, Sep-2024



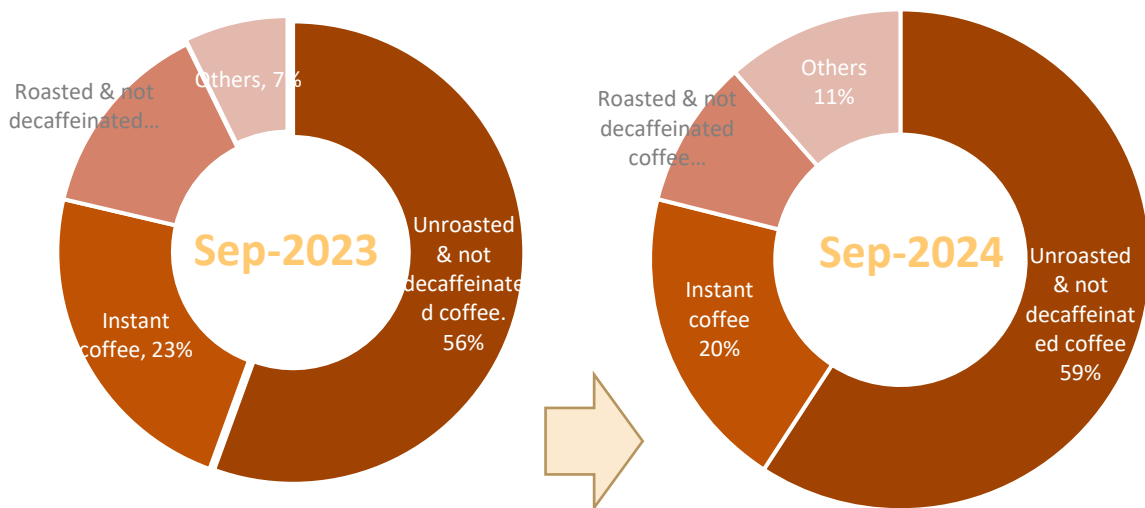
## Changes in percentage of export results to Japan, Sep-2024



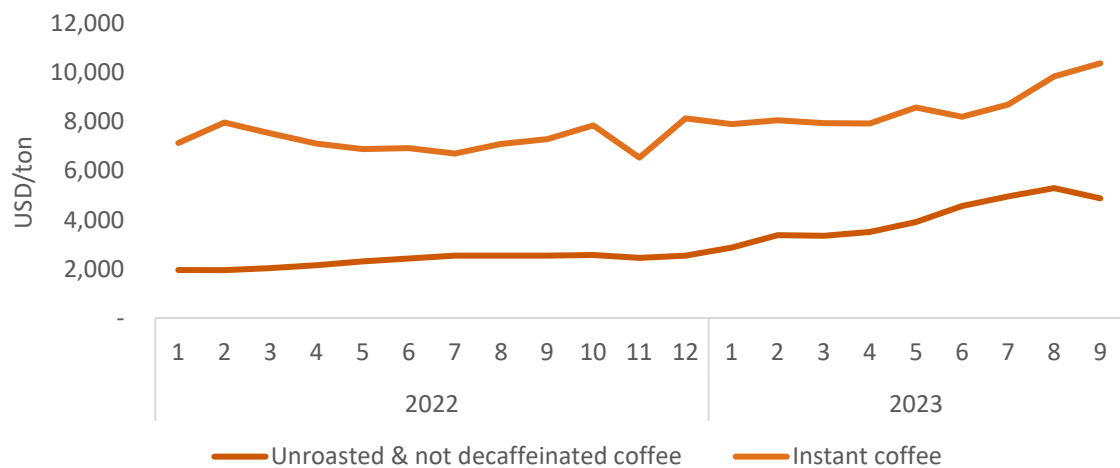
Source: Calculated from data of the General Department of Customs

# COFFEE

## Structure of exports by products to Japan, Sep-2024



## Average export price to Japan, Sep-2024



## Export results to Japan, Sep-2024



### Unroasted & not decaffeinated coffee

Value: **19.7** Mil.USD  
 Decrease **16.1%** so với T5/2024  
 Decrease **26.3%** so với T6/2023



### Instant coffee

Value: **4** Mil.USD  
 Increase **0.5%** so so với T5/2024  
 Increase **18.4%** so với T6/2023



### Khác

Value: **0.9** Mil.USD  
 Decrease **42.6%** so với T5/2024  
 Increase **21.2%** so với T6/2023

### Instant coffee

The average export price in Sep-2024 is **10.375** USD/ton. Increase **5.4%** compared to the previous month, and Increase **57.9%** compared to the same month of 2023.

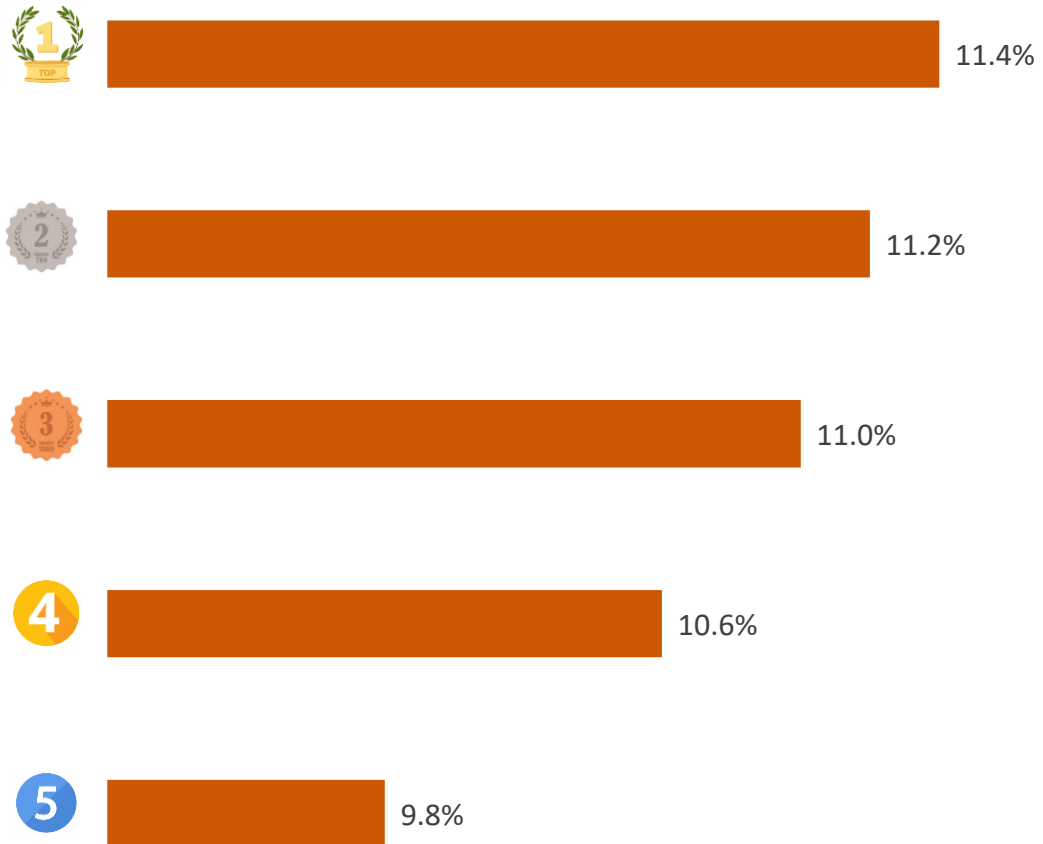
### Unroasted & not decaffeinated coffee

The average export price in Sep-2024 is **4.847** USD/ton; Decrease **7.8%** compared to the previous month, and Increase **92.1%** compared to the same month of 2023.

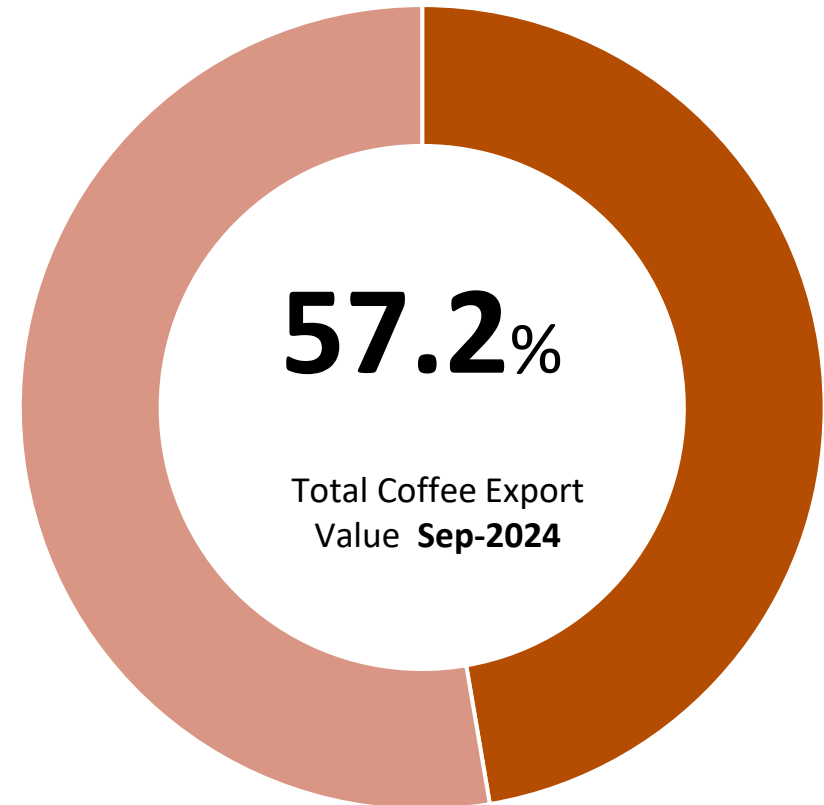


# COFFEE

## TOP 5 export enterprises by value to Japan, Sep-2024



## Value ratio of TOP 5 export enterprises to Japan, Sep-2024





### 2024 Specialty Coffee Exhibition in Tokyo

The Specialty Coffee Association of Japan (SCAJ) hosted the Specialty Coffee Exhibition at the Big Sight convention center in Tokyo. As the largest specialty coffee event in Asia, it featured over 500 booths, 390 companies, and 35 countries. Renowned brands showcased new technologies in coffee roasting and brewing, while barista competitions drew large crowds with top baristas participating.

Highlighted products included smart scales for precise brewing, advanced automatic coffee machines, and decaf coffee services. Sustainable solutions also took center stage, with climate-resistant coffee varieties and carbon-free hydrogen roasting technologies among the innovations on display.

*Source: Thejapantimes (10/2024)*







### **UCC Launches Coffee Roasted with Hydrogen**

On October 1, UCC Ueshima Coffee Co., Ltd. announced that it became the world's first company to produce coffee roasted using a hydrogen-powered roasting machine. Using hydrogen as a heat source enables flexible temperature control, creating a unique flavor profile while emitting zero CO<sub>2</sub>. Traditionally, coffee roasting relies on natural gas, which releases CO<sub>2</sub> emissions.

With this CO<sub>2</sub>-free roasting method, UCC aims to reduce emissions in coffee production. After beginning research in 2022, UCC conducted numerous experiments and successfully utilized hydrogen as a heat source for coffee roasting. The product will be available in Japan starting October 2024, with plans to expand to international markets in 2025. UCC currently operates in eight European countries, including the UK, Spain, the Netherlands, and France.

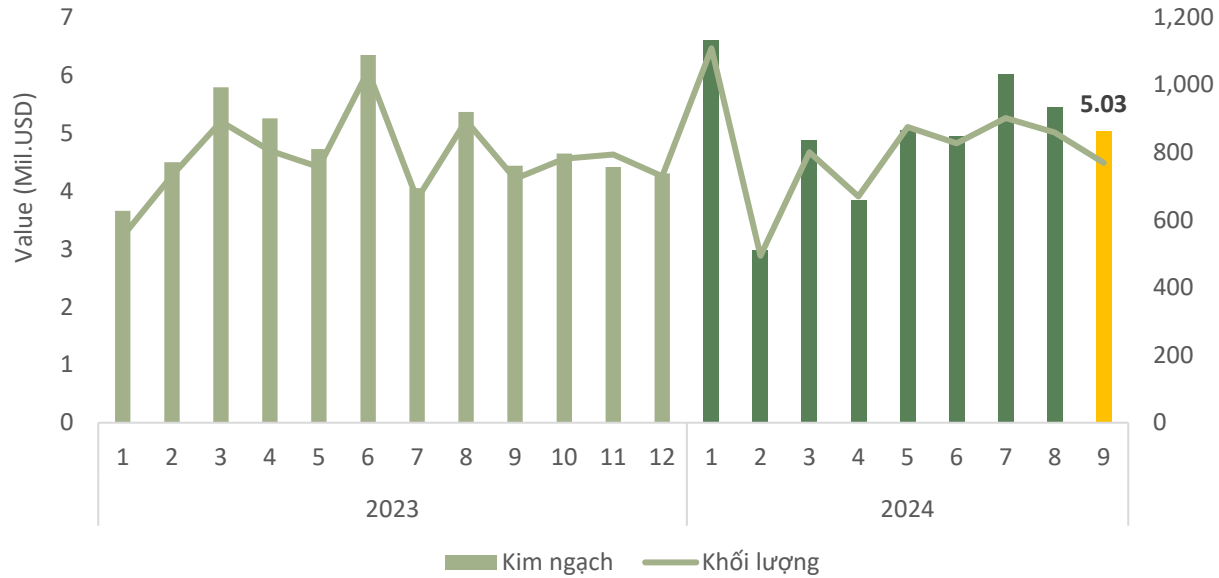
*Source: [jetro.go.jp](https://jetro.go.jp) (10/2024)*





# CASHEW NUTS

## Export value and volume to Japan, Sep-2024



## Export results to Japan, Sep-2024

**Value**

**5.03** *Mil.USD*

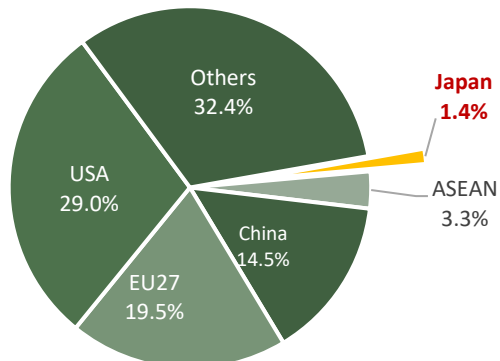
- ↘ Decrease **7.6%** compared to Aug-2024
- ↗ Increase **13.2%** compared to Sep-2023
- ↑ higher **0.23 Mil.USD** than monthly average in 2023
- ❖ Accumulated 9 months 2024 reached **44.7 Mil.USD**, equal to **78%** of value in 2023

**Volume**


**769** *tons*

- ↘ Decrease **10.5%** compared to Aug-2024
- ↗ Increase **6.5%** compared to Sep-2023
- ↑ **79 tons** higher than monthly average in 2023
- ❖ Accumulated 9 months 2024 reached **6.5 thous.tons**, equal to **78%** of volume in 2023

## Percentage of export value to Japan, Sep-2024



## Changes in percentage of export results to Japan, Sep-2024

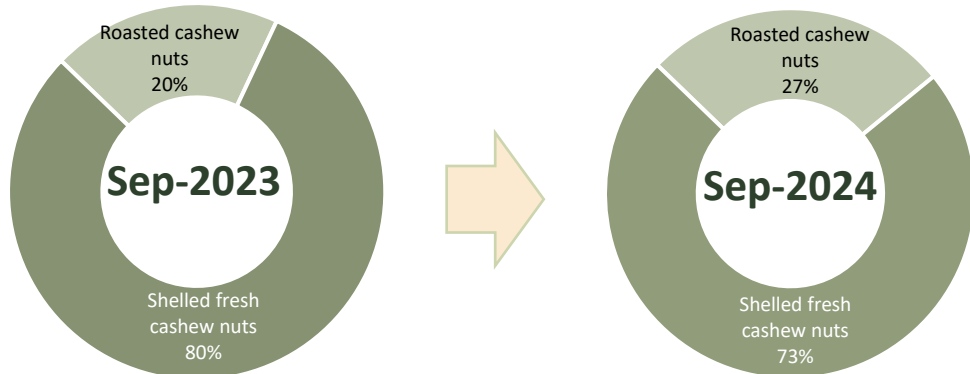


Source: Calculated from data of the General Department of Customs

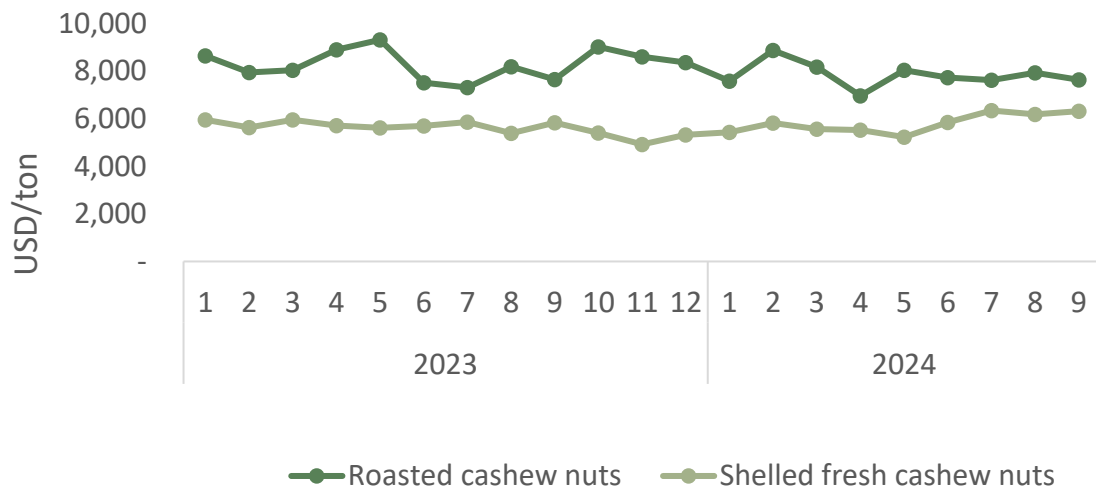


# CASHEW NUTS

## Structure of exports by products to Japan, Sep-2024



## Average export price to Japan, Sep-2024



## Export results to Japan, Sep-2024



### Shelled fresh cashew nuts

Value: **3.68** Mil.USD

Decrease **9.3%** compared to Aug-2024

Decrease **4.7%** compared to Sep-2023



### Roasted cashew nuts

Value: **1.35** Mil.USD

Increase **54%** compared to Aug-2024

Increase **3.2%** compared to Sep-2023

### Shelled fresh cashew nuts

The average export price in Sep-2024 is **6.316** USD/ton; Increase **2.3%** compared to the previous month; and Increase **8.5%** compared to the same month of 2023.

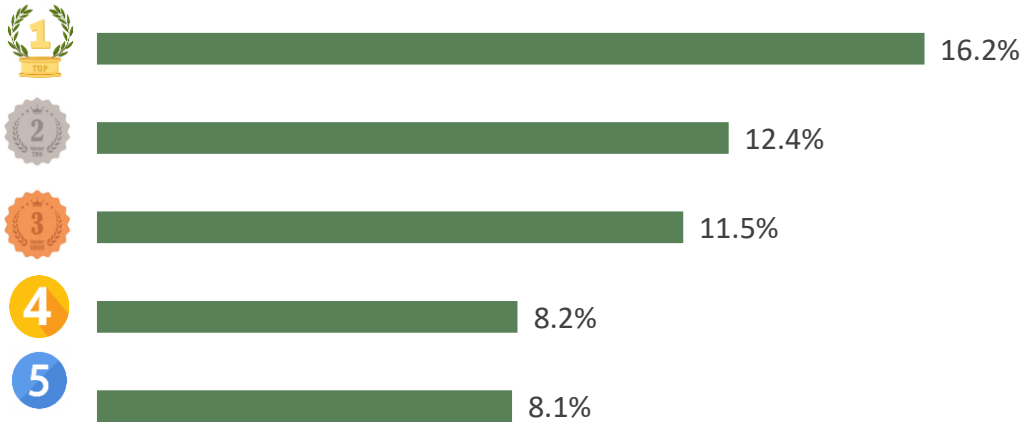
### Roasted cashew nuts

The average export price in Sep-2024 is **7.631** USD/ton; Decrease **3.6%** compared to the previous month; and Decrease **0.2%** compared to the same month of 2023.

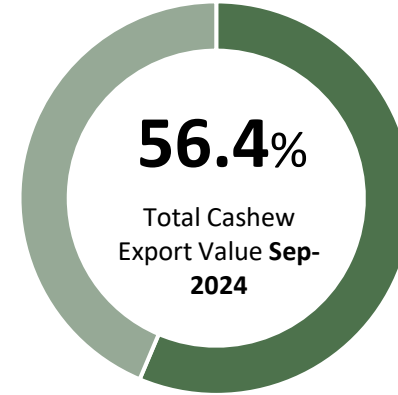


# CASHEW NUTS

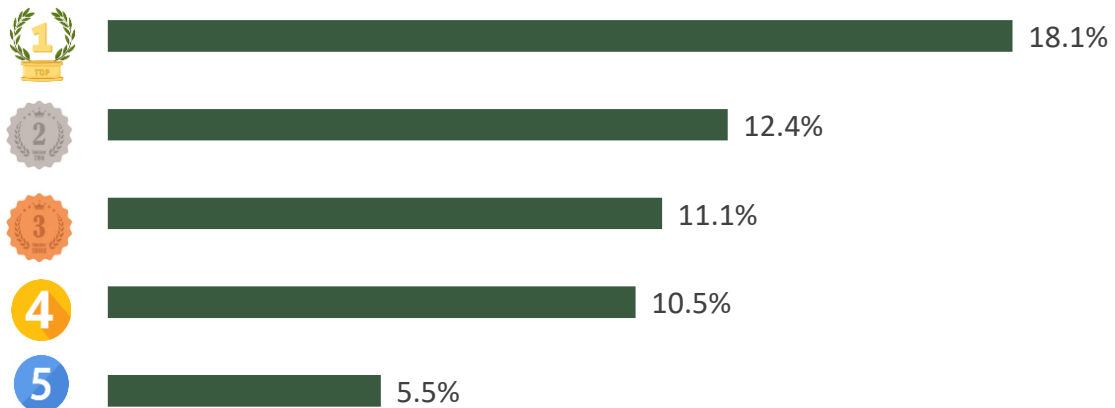
## TOP 5 export enterprises by value to Japan, Sep-2024



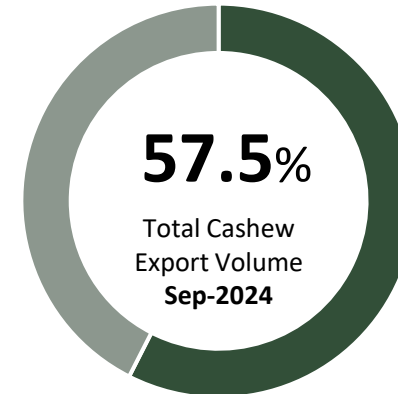
## Value ratio of TOP 5 export enterprises to Japan, Sep-2024



## TOP 5 export enterprises by volume to Japan, Sep-2024



## Volume ratio of TOP 5 export enterprises to Japan, Sep-2024



# CASHEW NUTS

## SPOTLIGHTS



According to the Cambodia Cashew Association (CAC), Japan's Mirarth GreenTech Plans to Build Two Major Factories in Kampong Thom Province, including a cashew processing plant with a capacity of 20,000 tons per year and a plant for extracting oil from cashew shells.

Currently, the cashew oil extraction process involves five stages, but Mirarth GreenTech has developed advanced technology that requires only one stage. A pilot project using this technology will be launched in Kampong Thom next year.

The pilot project for cashew oil extraction is expected to bring multiple benefits to Cambodia, particularly in reducing production costs, thus making both the cashew nuts and shell-extracted oil more competitive in global markets.

*Source: cnc.com.kh*



Tin liên quan



# WOOD & WOODEN PRODUCTS

## Export value to Japan, Sep-2024



## Export results to Japan, Sep-2024

Value



124

Mil.USD

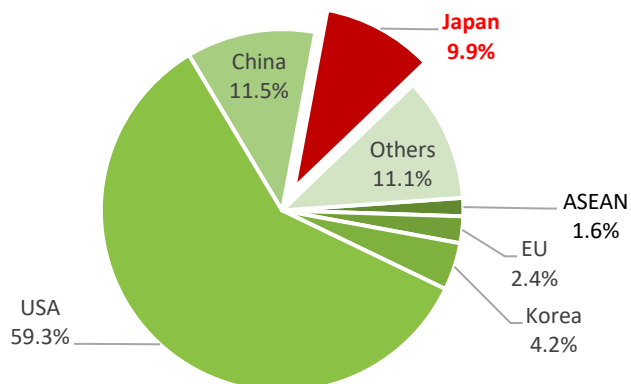
Decrease **26.6%** compared to Aug-2024

Decrease **14.3%** compared to Sep-2023

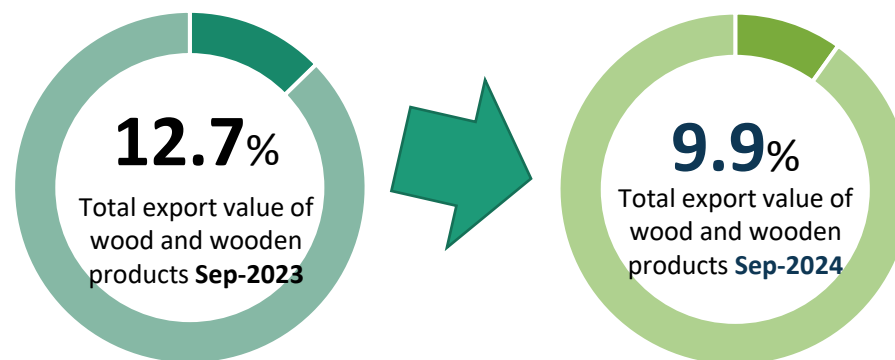
lower **16.2 Mil.USD** than monthly average in 2023

Accumulated 9 months 2024 reached **1.3 Bil.USD**, equal to **74.6%** of value in 2023

## Percentage of export value to Japan, Sep-2024



## Changes in percentage of export results to Japan, Sep-2024





# WOOD & WOODEN PRODUCTS

## Structure of exports by products to Japan, Sep-2024



## Export results to Japan, Sep-2024



### Wood chips

Value: **72.9** Mil.USD

Decrease **37%** compared to Aug-2024

Decrease **26%** compared to Sep-2023



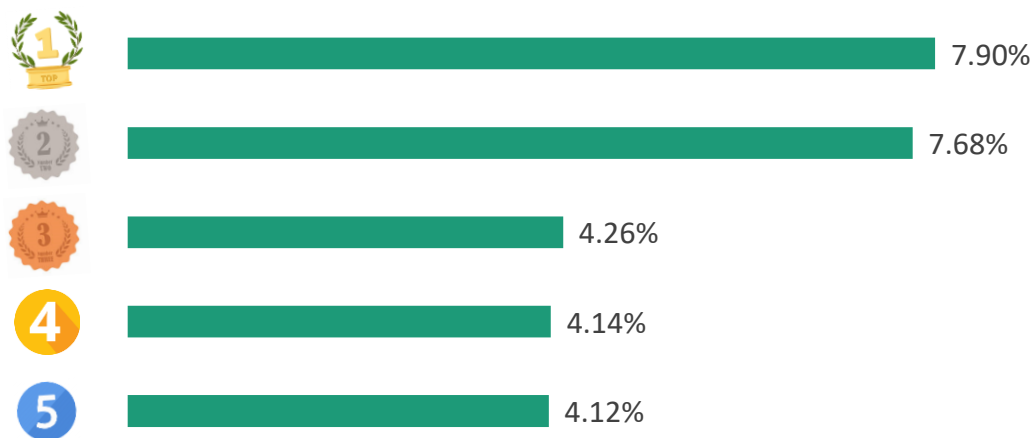
### Plywood

Value: **5.9** Mil.USD

Decrease **18%** compared to Aug-2024

Increase **10%** compared to Sep-2023

## TOP 5 export enterprises by value to Japan, Sep-2024



## Value ratio of TOP 5 export enterprises to Japan, Sep-2024





# WOOD & WOODEN PRODUCTS

## SPOTLIGHTS



After two consecutive months of growth, Japan's import value of laminated flooring (HS441871-79) decreased by 15% in August 2024 compared to July 2024. Among these products, HS441875 laminated flooring was the largest import, accounting for 72% of the total import value. This was followed by product code HS441879 (8%) and HS441874 (4%).

Japan's plywood import volume (HS441210-39) in August 2024 reached 129,826 m<sup>3</sup>, matching the import level of July 2024. In August 2024, imports from China and Vietnam declined compared to July, while imports from Malaysia increased. Imports from Indonesia remained stable, consistent with the volume in July 2024.

Source: ITTO

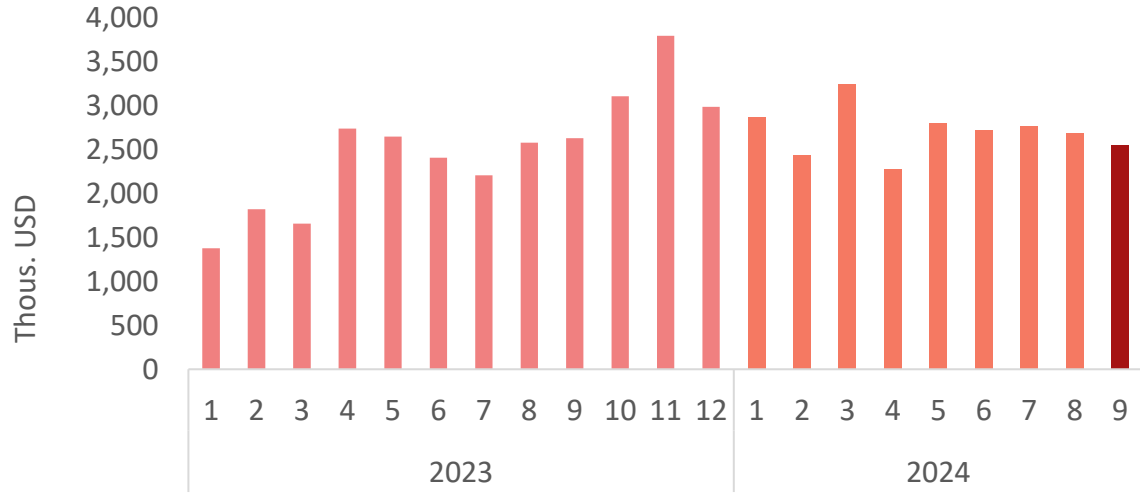






# MEAT AND MEAT PRODUCTS (EXPORT)

## Export value to Japan, Sep-2024



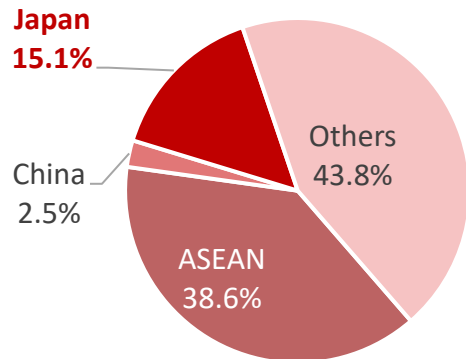
## Export results to Japan, Sep-2024

**Value**

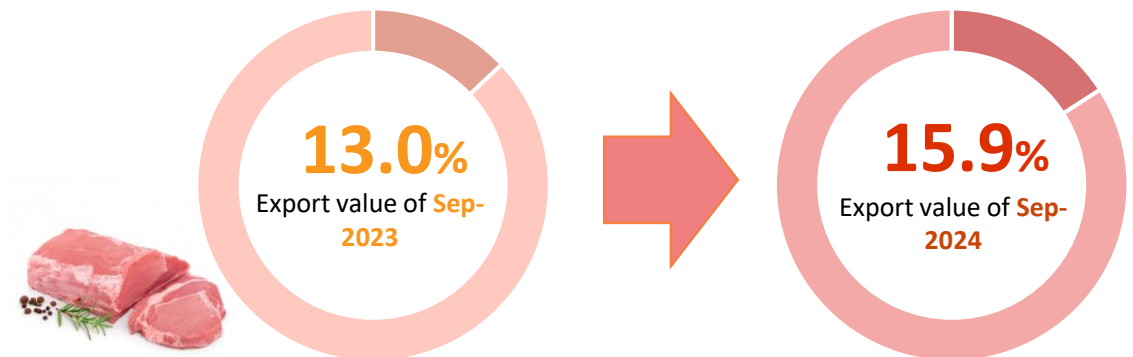
- ↘ Decrease **5.2%** compared to Aug-2024
- ↘ Decrease **3.2%** compared to Sep-2023
- ↗ **49.98 Thous.USD** higher than monthly average in 2023
- ◇ Accumulated 9 months 2024 reached **24.4 Mil.USD**, equal to **81.2%** of value in 2023

**2.55**  
Mil.USD

## Percentage of export value to Japan, Sep-2024



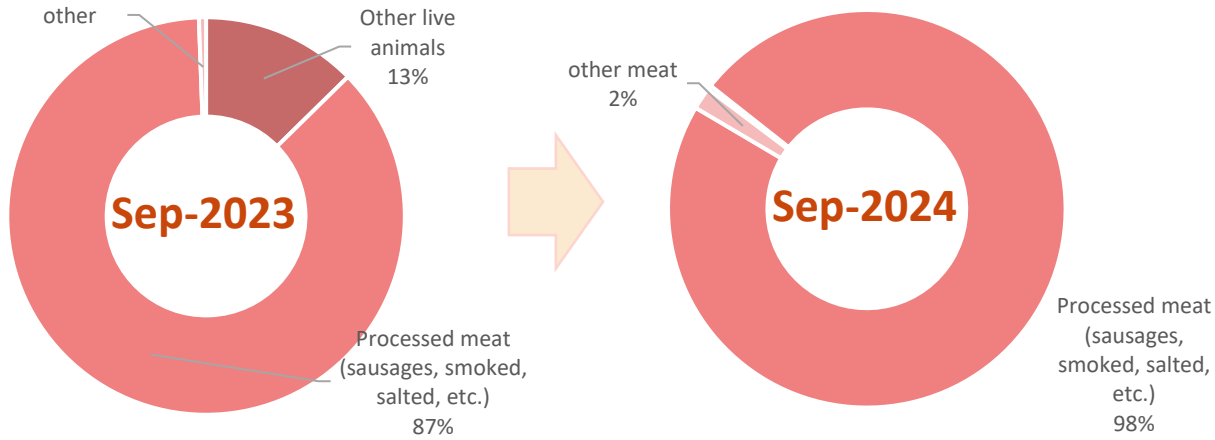
## Changes in percentage of export results to Japan, Sep-2024





# MEAT AND MEAT PRODUCTS (EXPORT)

## Structure of exports by products to Japan, Sep-2024



## Export results to Japan, Sep-2024



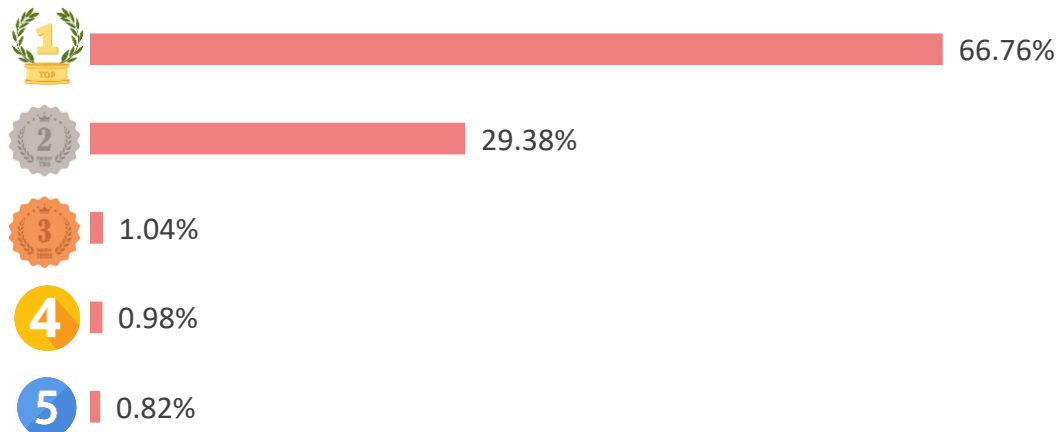
### Processed meat (sausages, smoked, salted, etc.)

Value: **2.496** Mil.USD

Decrease **3.6%** compared to Aug-2024

Increase **9.2%** compared to Sep-2023

## TOP 5 export enterprises by value to Japan, Sep-2024



## Value ratio of TOP 5 export enterprises to Japan, Sep-2024





Any comments, please send to:

**INFORMATION CENTER FOR AGRICULTURE AND RURAL DEVELOPMENT**  
INSTITUTE OF POLICY AND STRATEGY FOR AGRICULTURE AND RURAL DEVELOPMENT

Address: *16 Thuy Khue Street, Thuy Khue Wd., Tay Ho Dist., Hanoi*

Email: [thongtinhitruong@ipsard.gov.vn](mailto:thongtinhitruong@ipsard.gov.vn); [info@agro.gov.vn](mailto:info@agro.gov.vn)

Website: <http://agro.gov.vn/>

