

Volume: Aug-2024



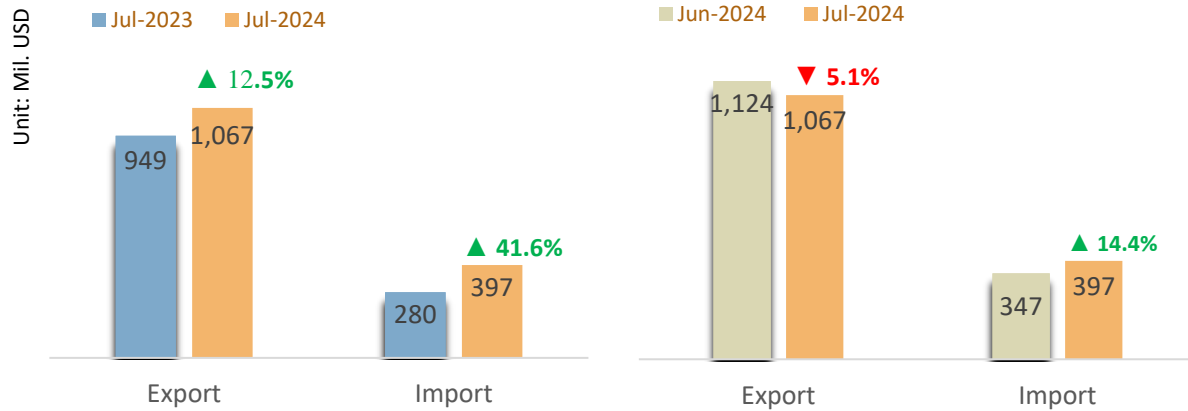
MONTHLY REPORT ON AGRI-PRODUCT EXPORT

FROM VIETNAM TO CHINA MARKET

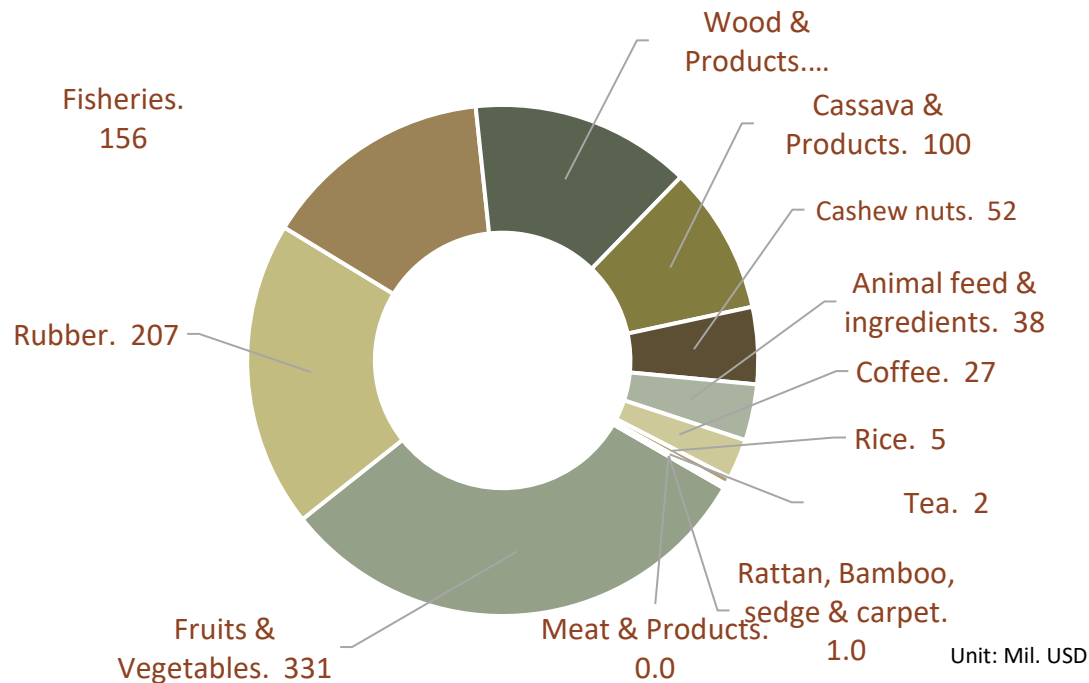


THE SITUATION OF AGRO-FORESTRY-FISHERY (AFF) PRODUCT EXPORT FROM VIETNAM TO CHINA IN MAY-2024

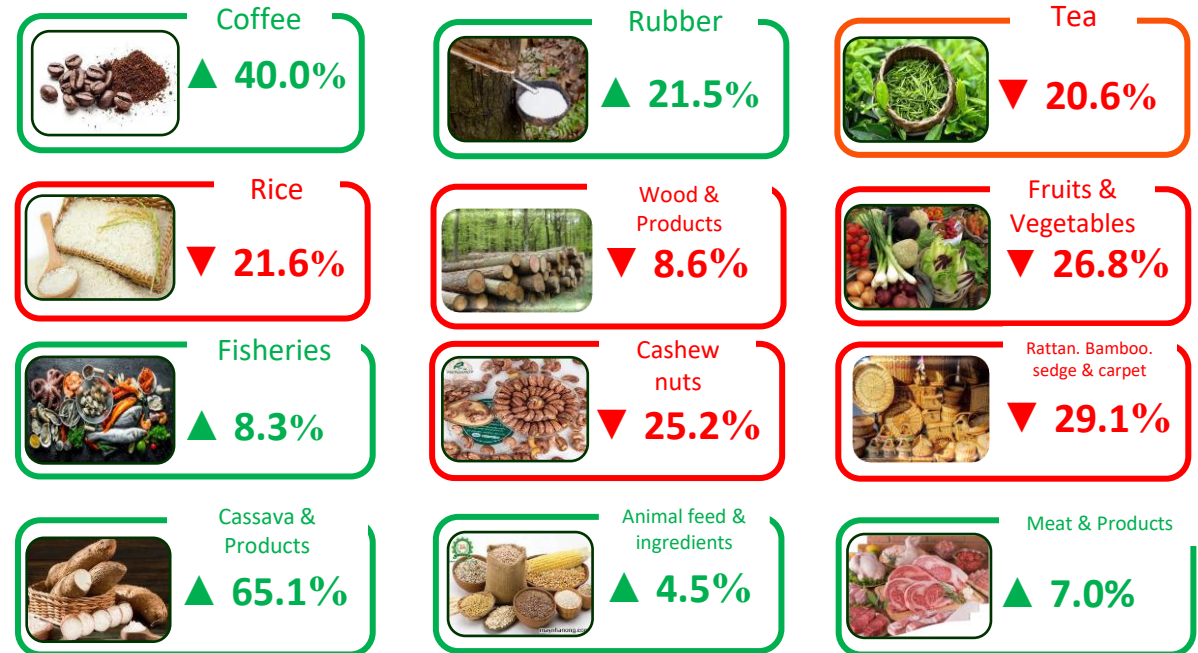
AFF product import-export turnover between Vietnam and China, Jul-2024



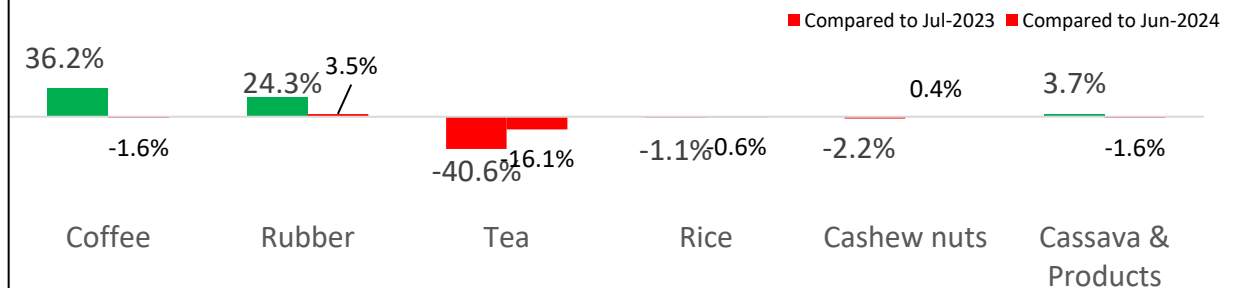
Key AFF product export value to China, Jul-2024



Changes in key AFF product export value to China in Jul-2024 compared to Jun-2024



Changes in average export value of key AFF products to China in Jul-2024 compared to Jul-2023 and compared to Jun-2024



China's CPI Rises Rapidly

China's Consumer Price Index (CPI) rose more than expected in July, offering hope for a recovery in domestic consumption. The main driver behind the CPI increase was the rise in vegetable and pork prices, with pork prices surging by 20.4%, the largest increase since December 2022.

Meanwhile, the Producer Price Index (PPI) dropped by 0.8% year-on-year, the same as in June. Declines in input cost inflation, market competition, and challenges in the real estate sector have led to manufacturers reducing their prices for the 22nd consecutive month.

To meet the 5% growth target for this year, the Chinese government

has committed to implementing additional stimulus measures, with a focus on boosting domestic consumer spending.



Source: Vtv.vn

China's Population Decline Threatens Its Economy

China's population decreased for the second consecutive year in 2023, dropping to 1.409 billion people, 2.08 million fewer than the previous year. This decline is greater than the 2022 reduction of 850,000 people and is a consequence of the one-child policy established in 1980.

According to demographers, the declining birth rate will put pressure on the economy and society as it

reduces the labor force. A nation's birth rate at a given time influences the growth of the working-age population two decades later.

Currently, China is investing heavily in digital solutions and developing technologies such as automation and advanced chips, aiming to make traditional industries more efficient and increase labor productivity. In the near future, the Chinese government will focus on improving the labor environment, including measures to strengthen labor law enforcement and promote work-life balance.

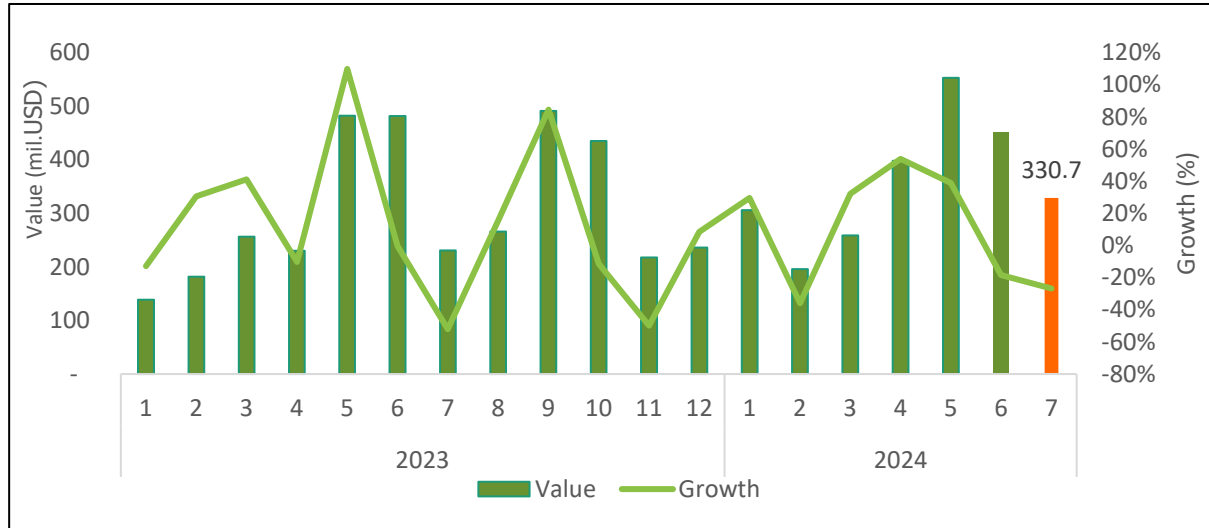
Source: Consosukien.vn






FRUITS & VEGETABLES (EXPORT)

Export volume and value to China, Jul-2024



Export results to China, Jul-2024

VALUE



330.7

mil. USD

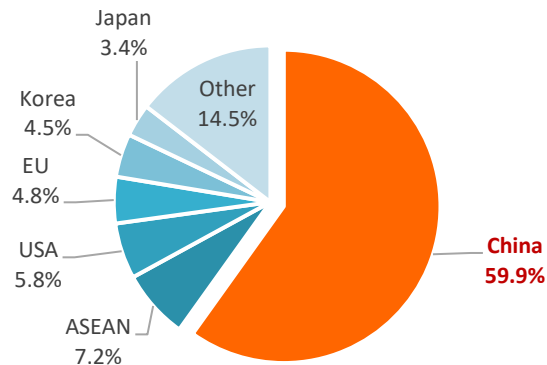
Decrease **26.8%** compared to Jun-2024

Increase **43.3%** compared to Jul-2023

27.5 mil. USD more than the monthly average rate in 2023

Accumulated 7 months of 2024 reaches **2.5 bil. USD**, **68.4%** of total 2023

Percentage of export value to China, Jul-2024



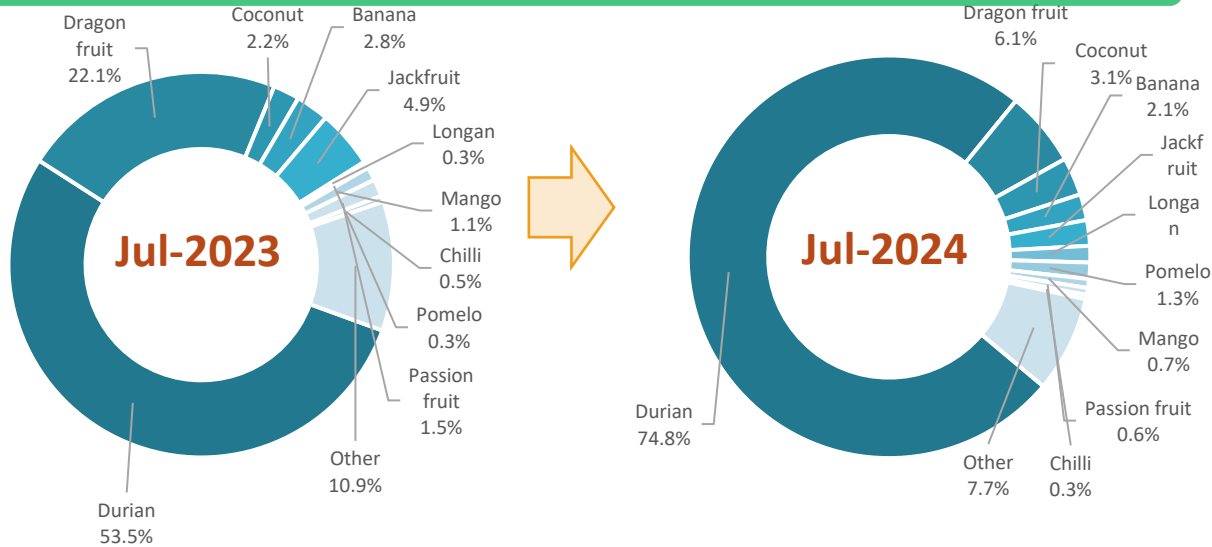
Changes in percentage of export value to China, Jul-2024





FRUITS & VEGETABLES (EXPORT)

Structure of exports by products to China, Jul-2024



Export results of some main products to China, Jul-2024



Durian

Value: **247.2** mil. USD

Decrease **33.2%** compared to Jun-2024

Increase **100.1%** compared to Jul-2023



Dragon fruit

Value: **20.0** mil. USD

Increase **34.7%** compared to Jun-2024

Decrease **60.8%** compared to Jul-2023



Coconut

Value: **10.1** mil. USD

Increase **18.5%** compared to Jun-2024

Increase **98.0%** compared to Jul-2023



Banana

Value: **6.9** mil. USD

Decrease **13.6%** compared to Jun-2024

Increase **7.8%** compared to Jul-2023



Jackfruit

Value: **6.8** mil. USD

Decrease **43.7%** compared to Jun-2024

Decrease **39.4%** compared to Jul-2023



Longan

Value: **4.4** mil. USD

Increase **355.5%** compared to Jun-2024

Decrease **588.3%** compared to Jul-2023



Pomelo

Value: **4.4** mil. USD

Decrease **5.5%** compared to Jun-2024

Increase **528.4%** compared to Jul-2023



Mango

Value: **2.3** mil. USD

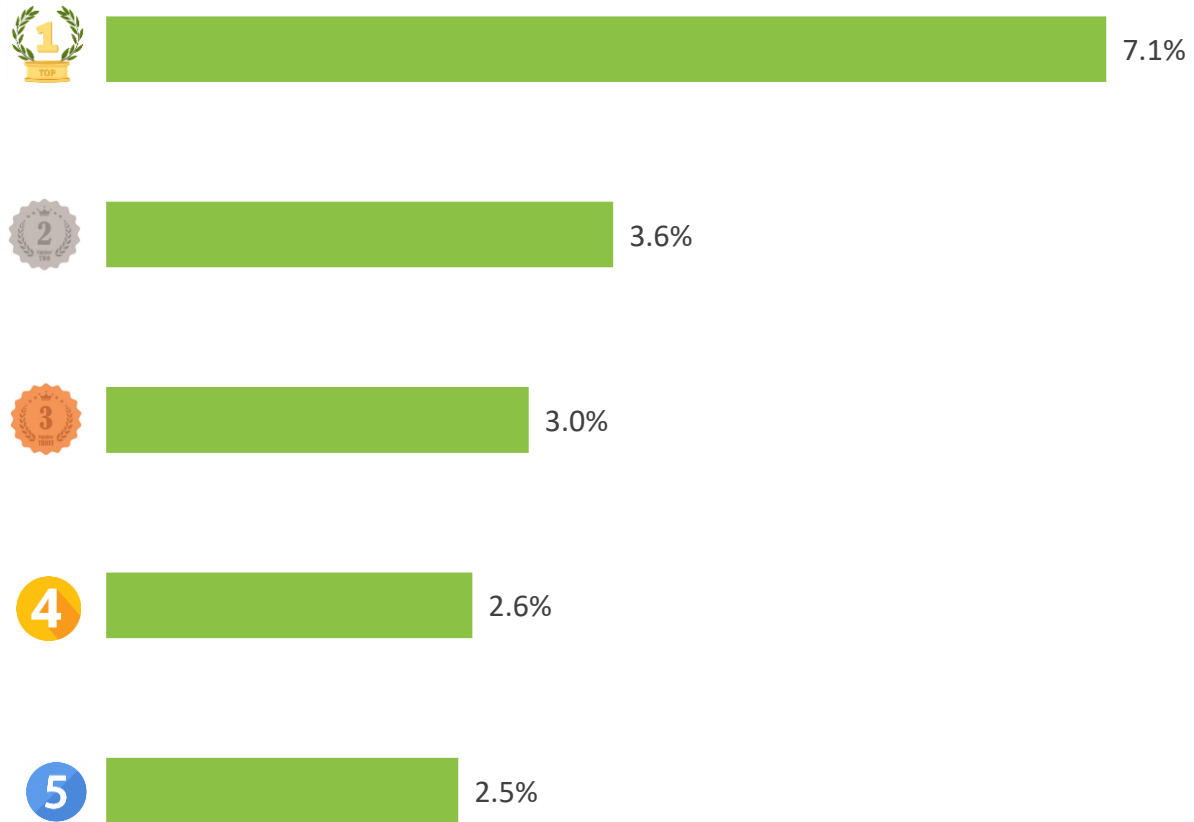
Decrease **51.9%** compared to Jun-2024

Decrease **8.0%** compared to Jul-2023

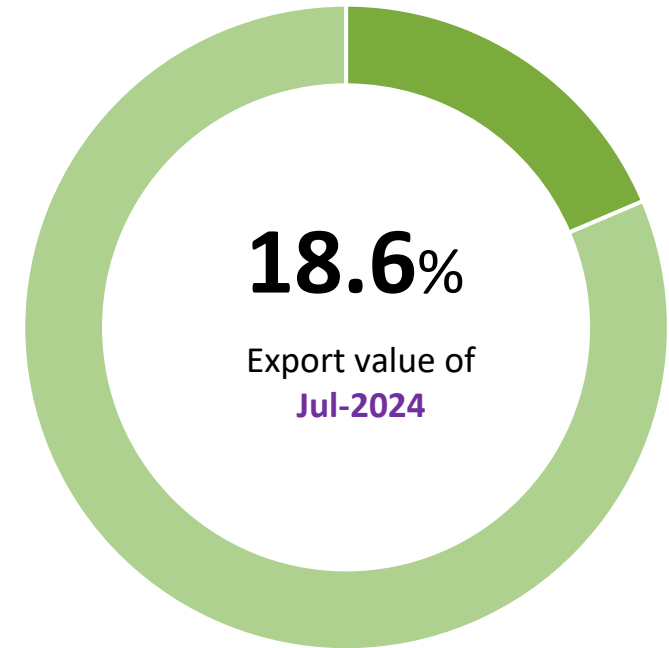


FRUITS & VEGETABLES (EXPORT)

TOP 5 export enterprises by value to China, Jul-2024



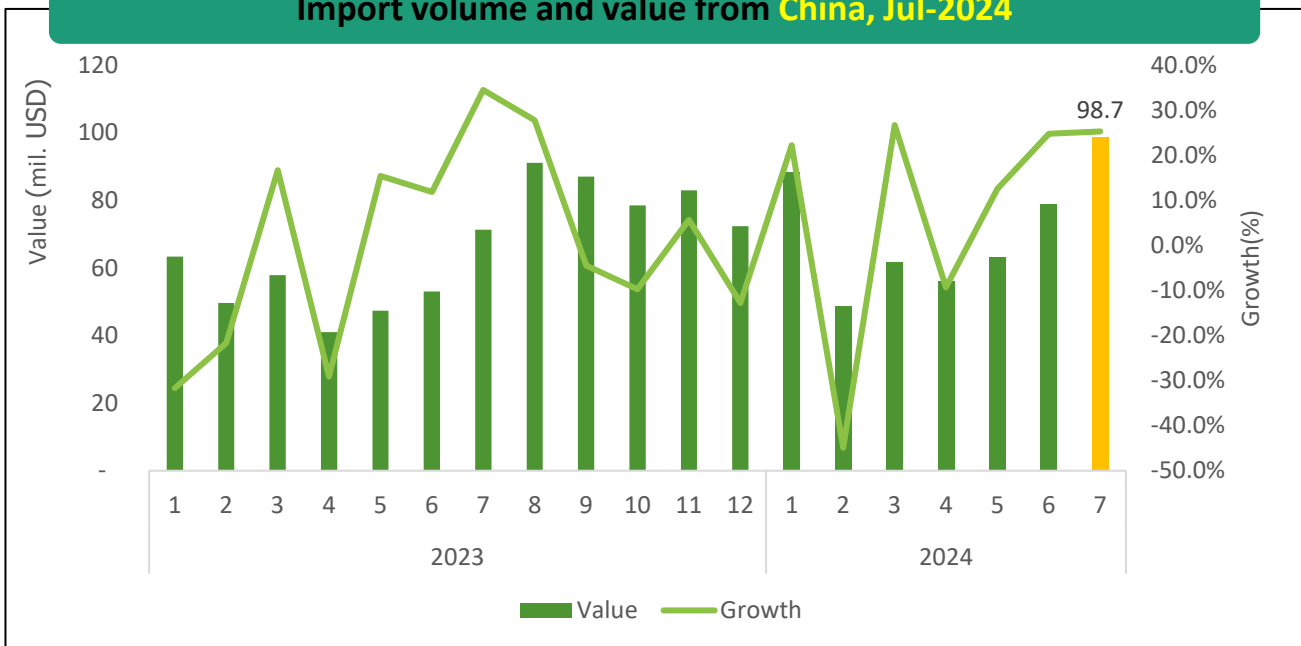
Value ratio of TOP 5 export enterprises to China, Jul-2024





FRUITS & VEGETABLES (IMPORT)

Import volume and value from China, Jul-2024



Import results from China, Jul-2024

VALUE



98.7

mil. USD

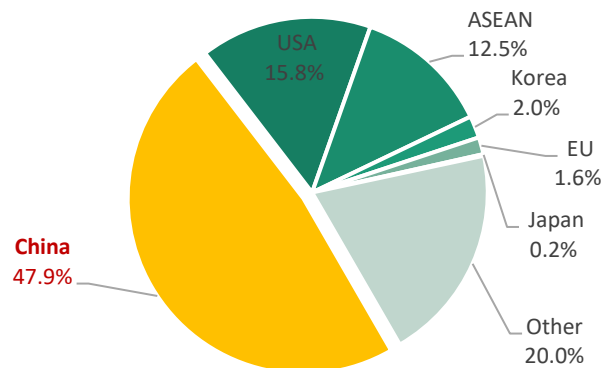
Increase **25.3%** compared to Jun-2024

Increase **38.4%** compared to Jul-2023


Cao hơn **32.5 mil. USD** than the monthly average rate in 2023

Accumulated 7 months of 2024 reaches **494.2 mil. USD**, **62.2%** of total 2023

Percentage of import value from China, Jul-2024



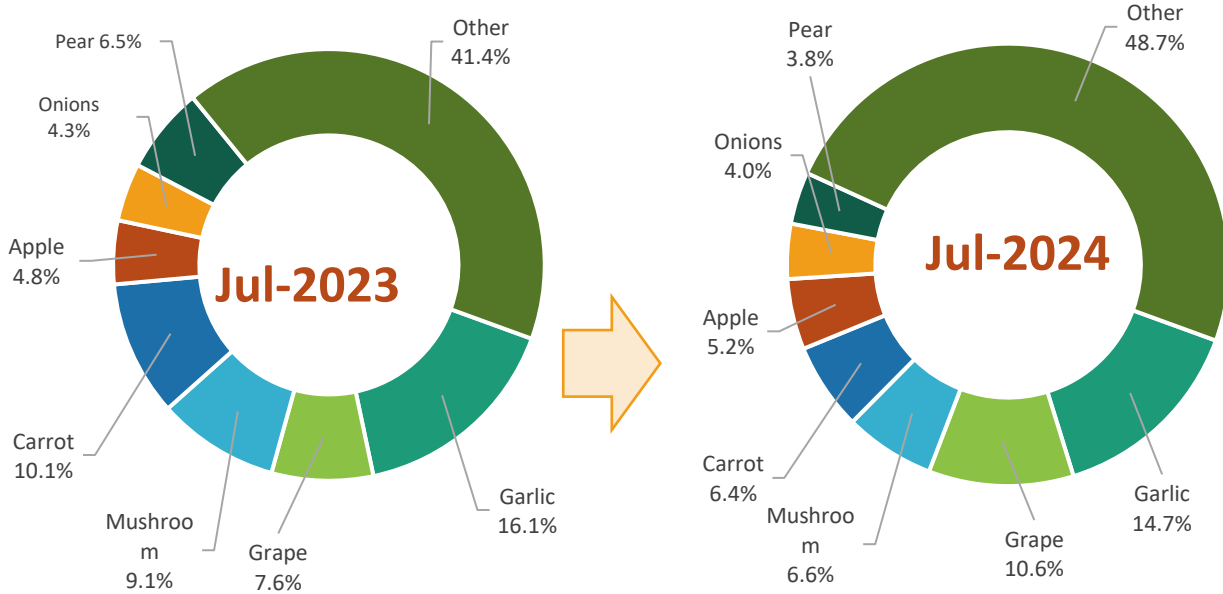
Changes in percentage of import value from China, Jul-2024





FRUITS & VEGETABLES (IMPORT)

Structure of imports by products from China, Jul-2024



Import results of some main products from China, Jul-2024



Garlic

Value: **14.5** mil. USD
 Increase **39.0%** compared to Jun-2024
 Increase **25.8%** compared to Jul-2023



Grape

Value: **10.5** mil. USD
 Increase **80.5%** compared to Jun-2024
 Increase **93.1%** compared to Jul-2023



Mushroom

Value: **6.5** mil. USD
 Increase **11.0%** compared to Jun-2024
 Increase **0.4%** compared to Jul-2023



Carrot

Value: **6.3** mil. USD
 Increase **17.9%** compared to Jun-2024
 Decrease **13.1%** compared to Jul-2023



Apple

Value: **5.1** mil. USD
 Increase **36.3%** compared to Jun-2024
 Increase **49.9%** compared to Jul-2023



Onions

Value: **3.97** mil. USD
 Increase **16.6%** compared to Jun-2024
 Increase **28.6%** compared to Jul-2023



Pear

Value: **3.8** mil. USD
 Increase **26.4%** compared to Jun-2024
 Decrease **18.1%** compared to Jul-2023



Chinese scientists make progress in developing cold-tolerant tomatoes

A study from Northwest A&F University (China) aimed at improving the cold tolerance of tomatoes was published in *Horticulture Research* in April 2024. According to the study, gene editing allowed researchers to enhance the synthesis of γ -aminobutyric acid (GABA), significantly increasing the plants' resistance to cold weather. The research proposes a feasible method to improve tomato production in adverse climatic conditions.

Source: Portaldelcampo.cl

Pilot Project for Building a Smart Border Gate at Huu Nghi International Border Gate

Deputy Prime Minister Le Thanh Long signed Decision No. 865/QD-TTg on August 17, 2024, approving the pilot project for building a smart border gate at the specialized cargo transport routes in the areas of markers 1119-1120 and markers 1088/2-1089 at the Huu Nghi International Border Gate (Vietnam) – Huu Nghi Guan (China).

One of the two types of goods chosen for customs clearance under the smart border gate model is fruit exports from Vietnam and ASEAN countries. During the pilot period, discussions with China will continue on expanding the range of import-export goods to ensure that the project's goals and effectiveness are achieved.

Source: Nongnghiep.vn



Vietnam's frozen durian and fresh coconuts officially licensed to enter China

On August 19, during the visit of General Secretary and President To Lam to China, the Ministry of Agriculture and Rural Development of Vietnam and the General Administration of Customs of the People's Republic of China signed three protocols on allowing the export of fresh coconuts, frozen durians and crocodiles to the Chinese market. This is an important step forward in the agricultural trade relationship between the two countries, especially for Vietnam's agricultural sector.

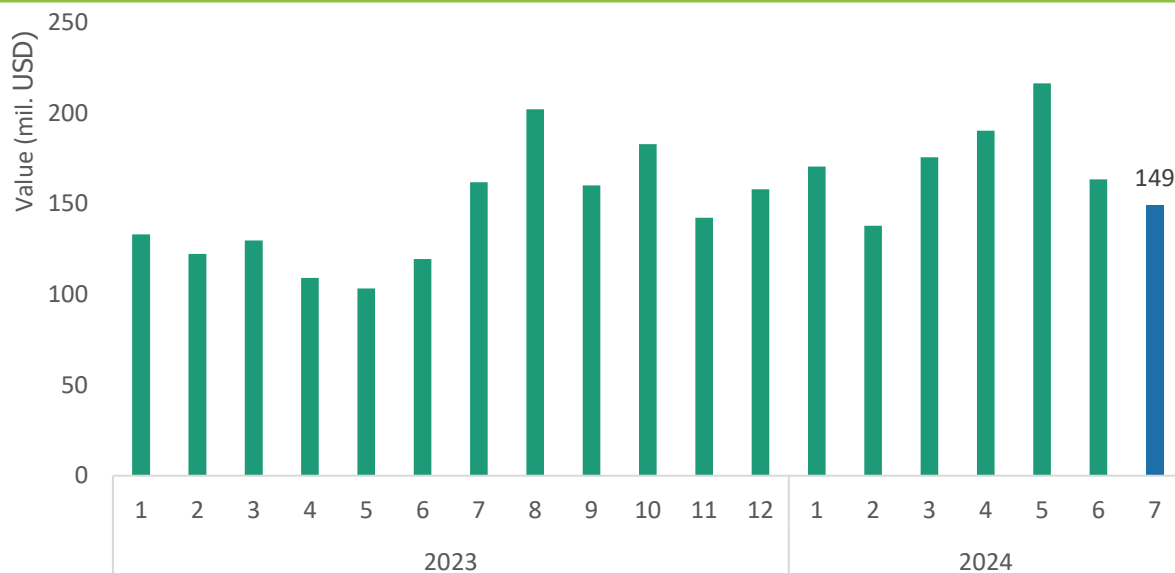
Among the three product groups, frozen durian is considered the product with the largest export value, contributing significantly to Vietnam's agricultural export turnover. The official opening of the Chinese market for this product is expected to create great opportunities for the Vietnamese durian industry.

Source: Nongnghiep.vn



WOOD & WOODEN PRODUCTS

Export volume and value to China, Jul-2024



Export results to China, Jul-2024

VALUE



149

mil. USD

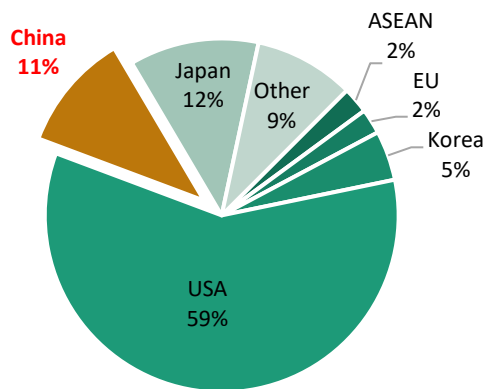
Decrease **8.6%** compared to Jun-2024

Decrease **7.7%** compared to Jul-2023

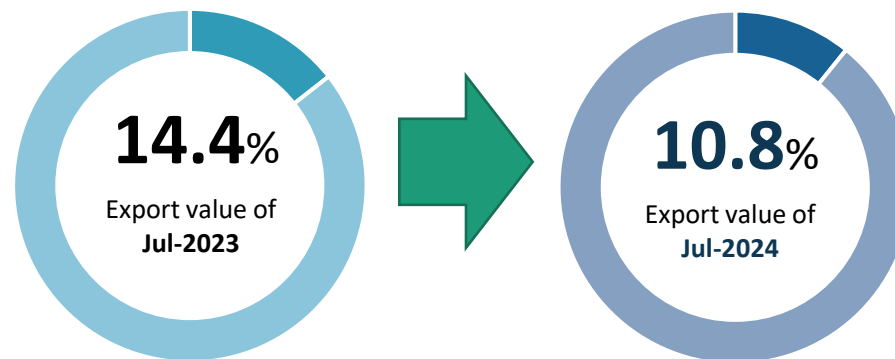
↑ **5.7 mil. USD** more than the monthly average rate in 2023

Accumulated 7 months of 2024 reaches **1.2 bil. USD**, **69.8%** of total 2023

Percentage of export value to China, Jul-2024



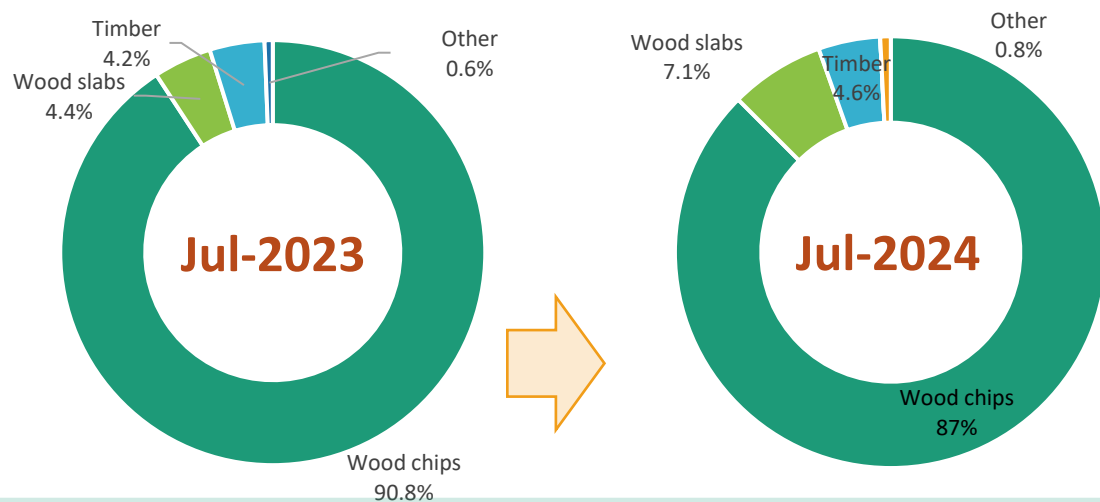
Changes in percentage of export value to China, Jul-2024



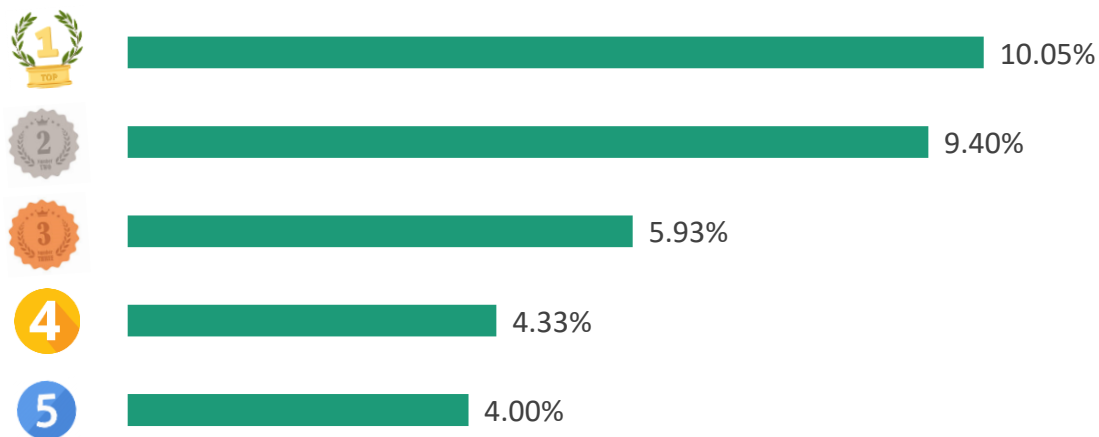


WOOD & WOODEN PRODUCTS

Structure of exports by products to China, Jul-2024



TOP 5 export enterprises by value to China, Jul-2024



Export results to China, Jul-2024



Wood chips

Value: **126.8** mil. USD

Decrease **5%** compared to Jun-2024

Decrease **11%** compared to Jul-2023



Wood slabs

Value: **10.3** mil. USD

Decrease **37%** compared to Jun-2024

Increase **47%** compared to Jul-2023



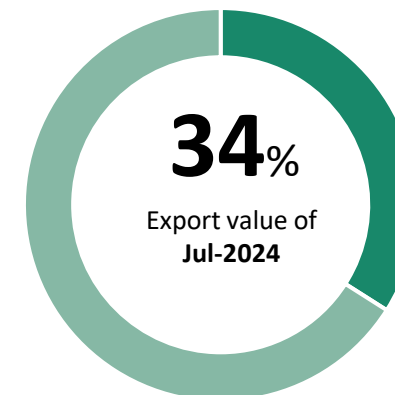
Timber

Value: **6.7** mil. USD

Increase **3%** compared to Jun-2024

Increase **2%** compared to Jul-2023

Value ratio of TOP 5 export enterprises to China, Jul-2024





SPOTLIGHTS

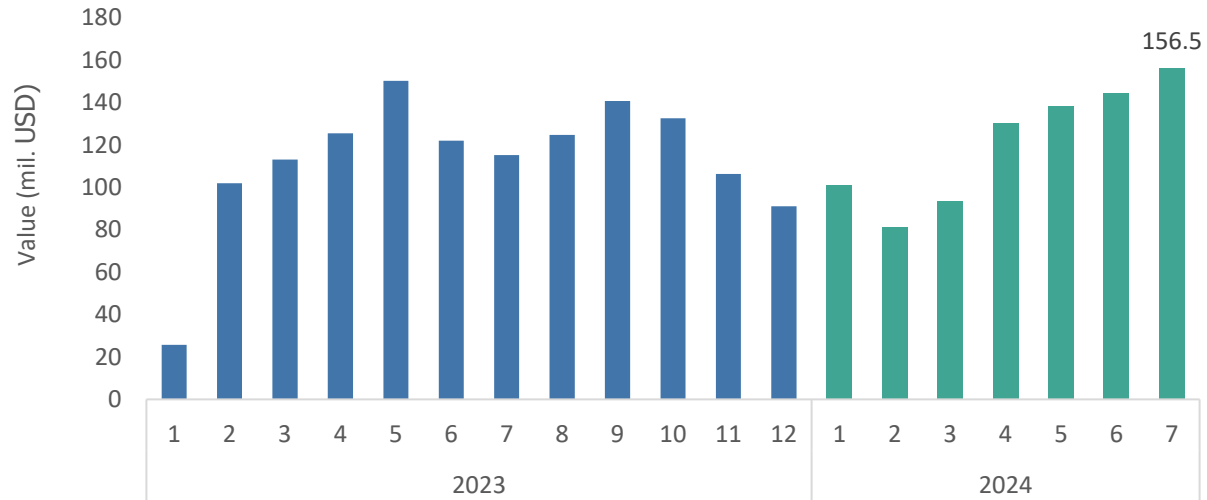
According to the General Administration of Customs of the People's Republic of China, in the first half of 2024, China's sawnwood imports reached 13.96 million m³, worth US\$3.588 billion, down 2% in both volume and value year-on-year. The cost-in-transit (CIF) price of sawnwood increased slightly by 0.5% year-on-year to US\$257/m³.

Of which, softwood lumber imports reached 8.87 million m³, down 6% year-on-year, and accounted for 64% of total sawnwood imports. The price of imported softwood lumber (CIF) increased by 0.8% year-on-year to \$205/m³.



FISHERIES

Export volume and value to China, Jul-2024



Export results to China, Jul-2024

VALUE
156.5 mil. USD



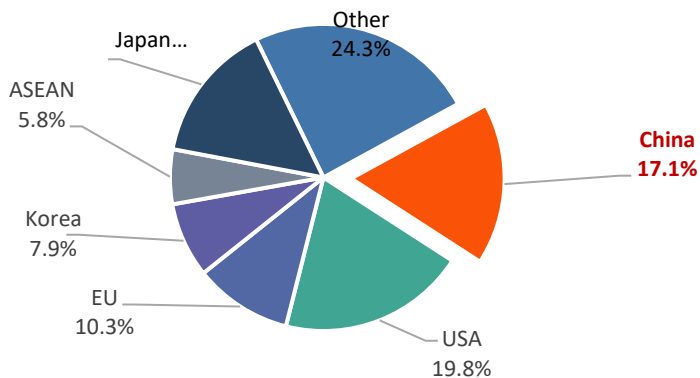
➔ Increase **8.3%** compared to Jun-2024

➔ Increase **35.8%** compared to Jul-2023

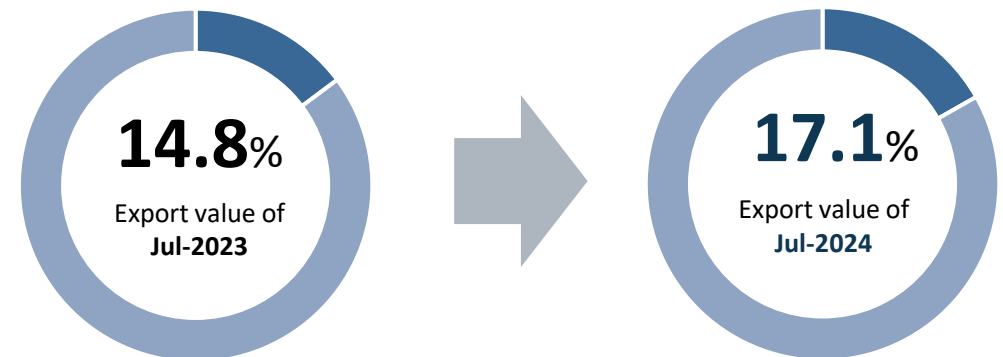
▲ Cao hơn **44.0** mil. USD than the monthly average rate in 2023

❖ Accumulated 7 months of 2024 reaches **845.3** mil. USD, **62.6%** of total 2023

Percentage of export value to China, Jul-2024



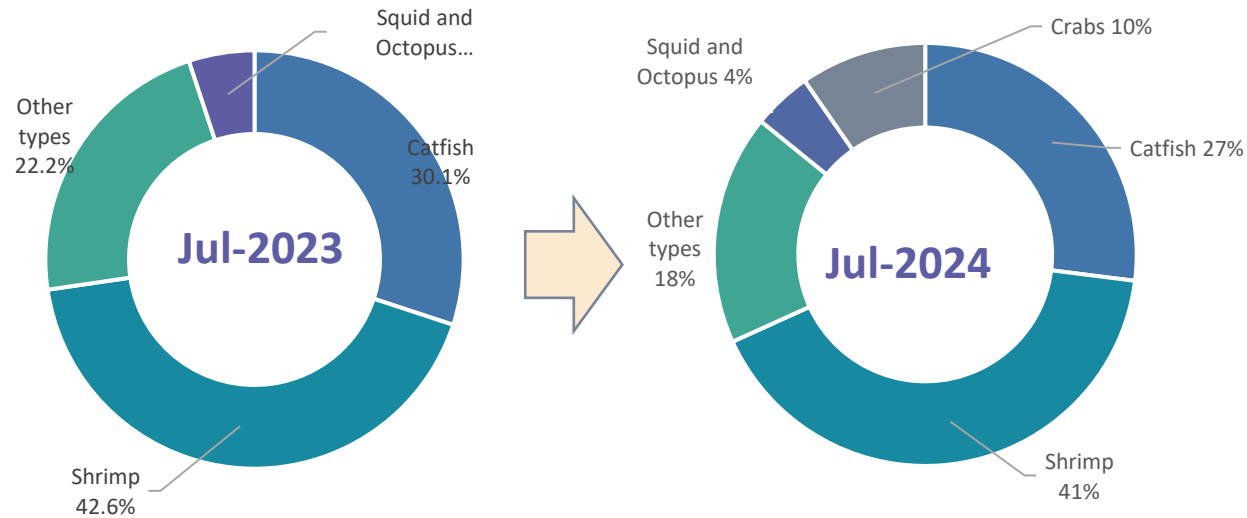
Changes in percentage of export value to China, Jul-2024



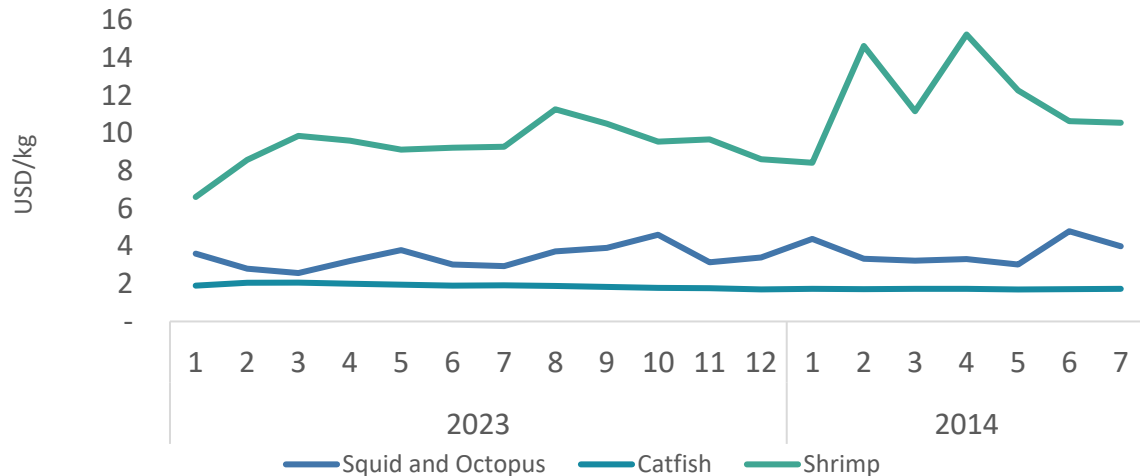


FISHERIES

Structure of exports by products to China, Jul-2024



Average export seafood price to China, Jul-2024



Seafood exports to China, Jul-2024



Catfish

Value: **42.2** mil. USD
 Decrease **6.2%** compared to Jun-2024
 Increase **21.9%** compared to Jul-2023



Shrimp

Value: **64.5** mil. USD
 Increase **4.2%** compared to Jun-2024
 Increase **31.4%** compared to Jul-2023



Squid and Octopus

Value: **7.0** mil. USD
 Increase **64.9%** compared to Jun-2024
 Increase **20.4%** compared to Jul-2023

Squid and Octopus

The average export price in Jul-2024 is **4.0** USD/kg; **decrease 16.7%** compared to the previous month; and **increase 35.6%** compared to the same month of 2023.

Catfish

The average export price in Jul-2024 is **1.7** USD/kg; **increase 1.0%** compared to the previous month; and **decrease 9.9%** compared to the same month of 2023.

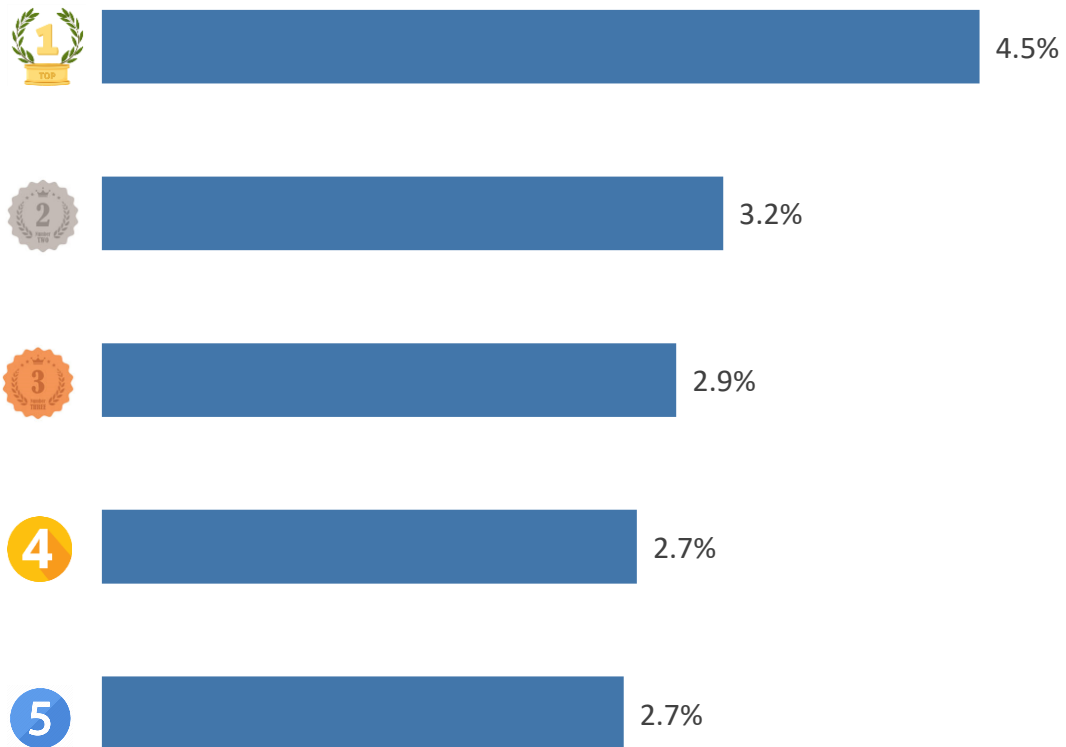
Shrimp

The average export price in Jul-2024 is **10.5** USD/kg; **decrease 0.7%** compared to the previous month; and **increase 13.8%** compared to the same month of 2023.

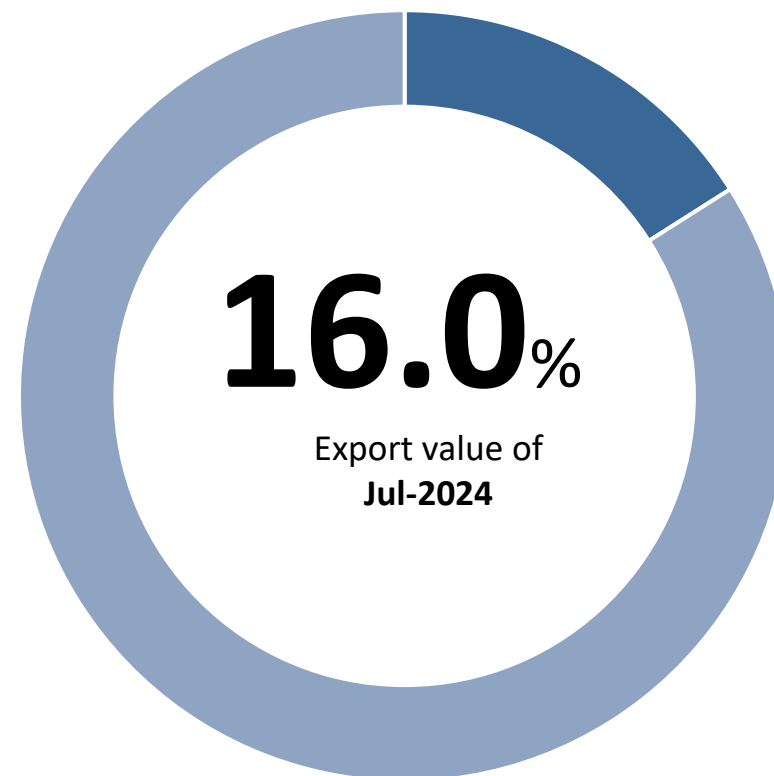


FISHERIES

TOP 5 export enterprises by value to China, Jul-2024



Value ratio of TOP 5 export enterprises to China, Jul-2024



China shifts seafood imports from South America and Southeast Asia

Since China banned Japanese seafood imports in 2023 in response to the Fukushima nuclear power plant's wastewater discharge, it has shifted to importing seafood from South America, Southeast Asia, and other regions.

Between September 2023 and July 2024, China experienced a 10% decline in total seafood imports compared to the previous year. Specifically, imports of mollusks like scallops dropped by 11%, and fresh fish imports decreased by 4%. To compensate for this decline, China boosted its imports of mollusks from Indonesia (increased by 42%), the UK (increased by about 150%), and Argentina (nearly tripled). While discussions between the Japanese and Chinese governments continue, there is currently no indication of any changes in China's policy.

Source: Asia.nikkei.com

China's 2024 seafood import tariffs lower than other products

The average tariff on fish and aquatic products imported into China in 2024 will be 6.8%, which is much lower compared to tariffs on most other food imports. China's average tariff on agricultural products from its WTO trading partners is 12.6%. Some food products are taxed at higher rates, for example, sugar and confectionery at 30.6%, cereals and food preparations at 20.2%, and beverages and tobacco at 15.8%.

China is encouraging seafood imports to make up for increasingly tight domestic supplies. The Five-Year Plan for National Fisheries Development, released by the Ministry of Agriculture in 2021, set a cap on China's inland marine fish catch at 10 million tonnes by 2025.

Source: Vasep



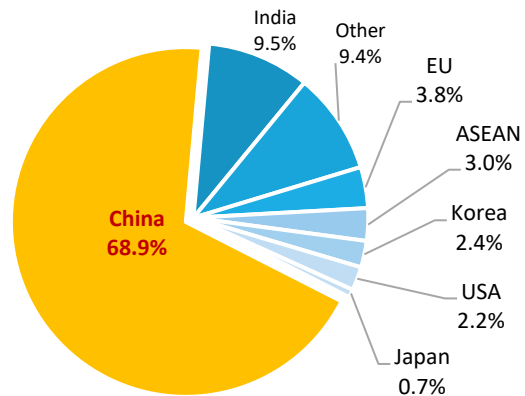


RUBBER

Export volume and value to China, Jul-2024



Percentage of export value to China, Jul-2024



Export results to China, Jul-2024

VALUE

206.7 mil. USD

Increase **21%** compared to Jun-2024

Decrease **9%** compared to Jul-2023

17 mil. USD more than the monthly average rate in 2023

◆ Accumulated 7 months of 2024 reaches **924 mil.USD**, **41%** of total 2023

VOLUME

127.7 ths. tons

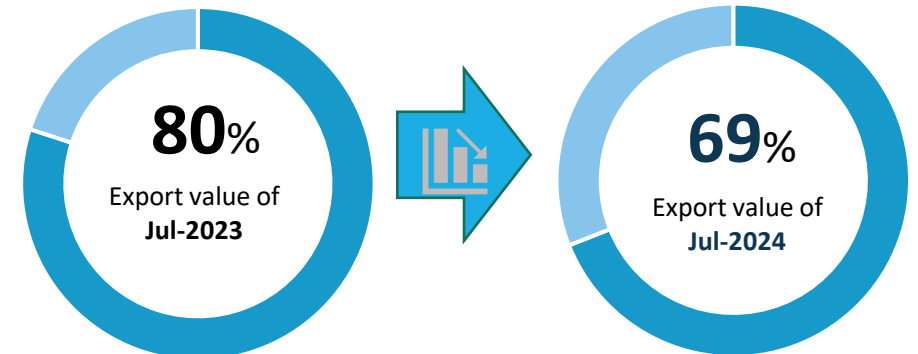
Increase **17%** compared to Jun-2024

Decrease **27%** compared to Jul-2023

15 ths. tons less than the monthly average rate in 2023

◆ Accumulated 7 months of 2024 reaches **616 ths. tons**. **36%** of total 2023

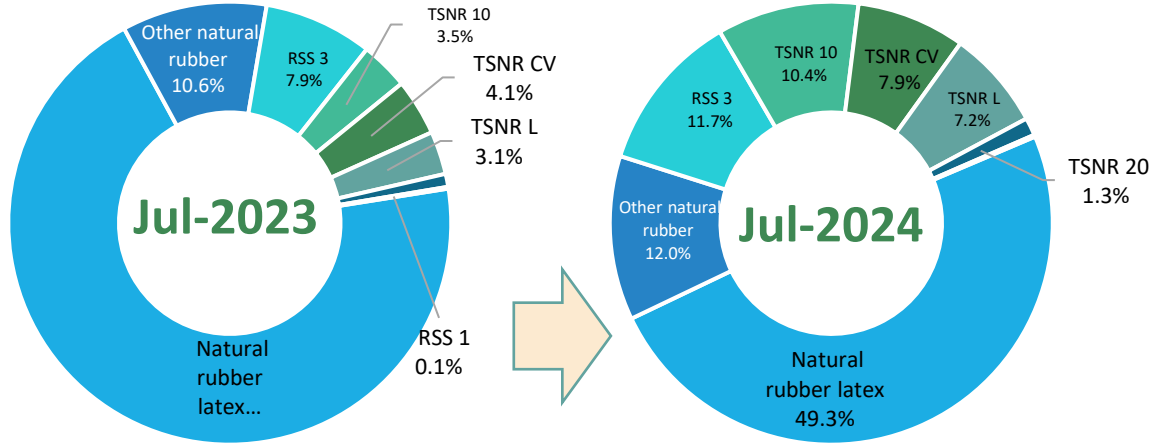
Changes in percentage of export value to China, Jul-2024





RUBBER

Structure of exports by products to China, Jul-2024



Export results to China, Jul-2024



Natural rubber latex

Value: **102** mil. USD

Decrease **21%** compared to Jun-2024

Decrease **35%** compared to Jul-2023



RSS 3

Value: **24** mil. USD

Increase **89%** compared to Jun-2024

Increase **35%** compared to Jul-2023



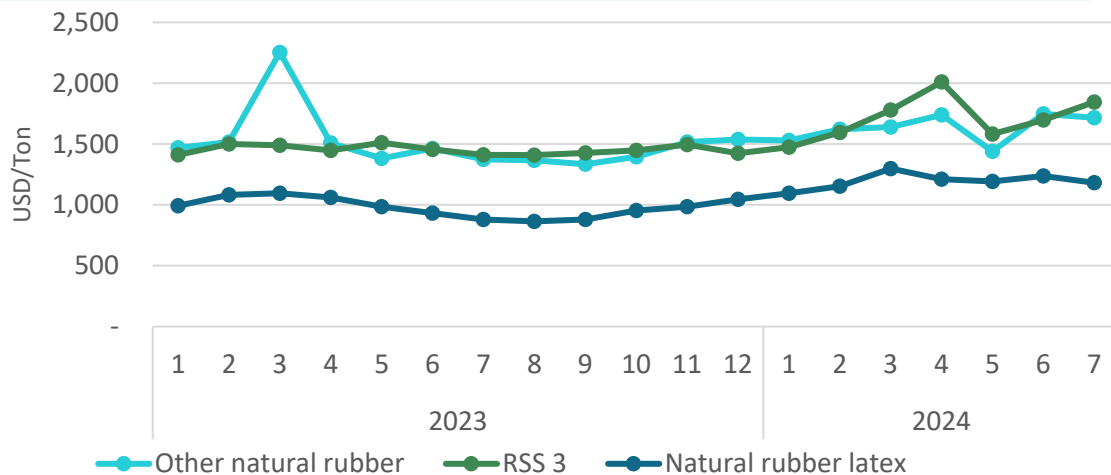
Other natural rubber

Value: **25** mil. USD

Increase **125%** compared to Jun-2024

Increase **3.5%** compared to Jul-2023

Average export price to China, Jul-2024



Other natural rubber

The average export price in Jul-2024 is **1,181** USD/ton; decrease **4.6%** compared to the previous month; and increase **34%** compared to the same month of 2023.

RSS 3

The average export price in Jul-2024 is **1,844** USD/ton; increase **8.7%** compared to the previous month; and increase **30.6%** compared to the same month of 2023.

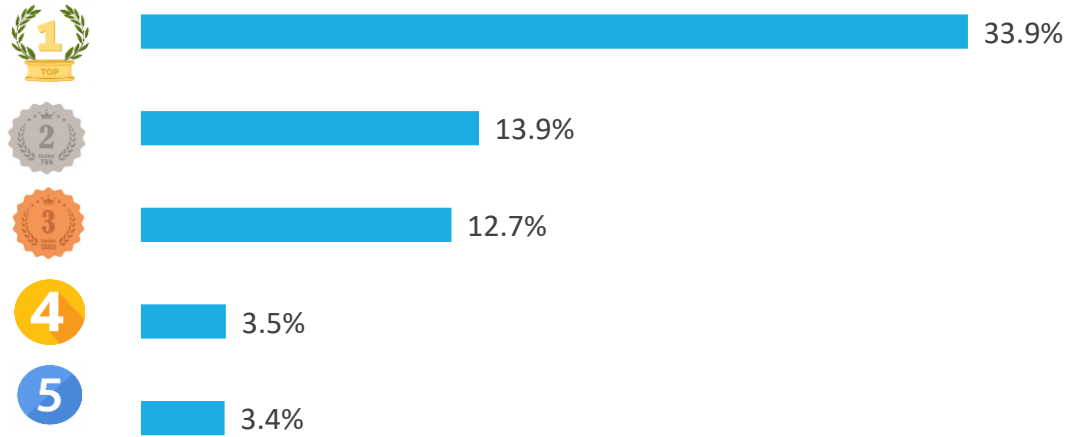
Other natural rubber

The average export price in Jul-2024 is **1,715** USD/ton; decrease **2%** compared to the previous month; and increase **25%** compared to the same month of 2023.

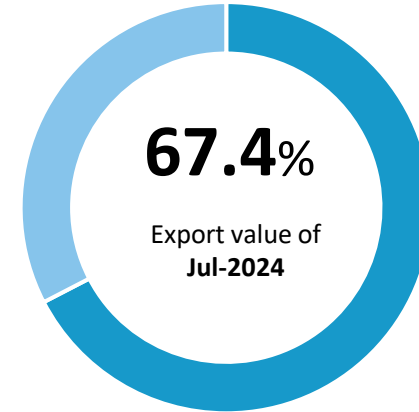


RUBBER

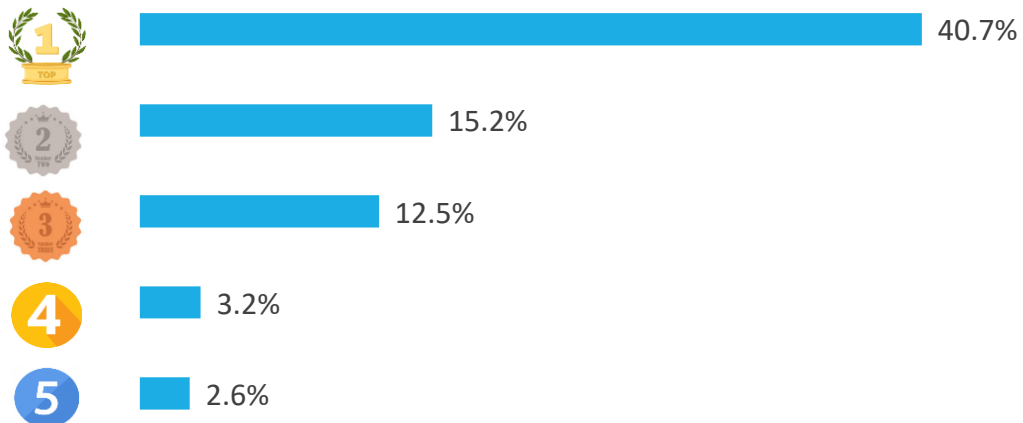
TOP 5 export enterprises by value to China, Jul-2024



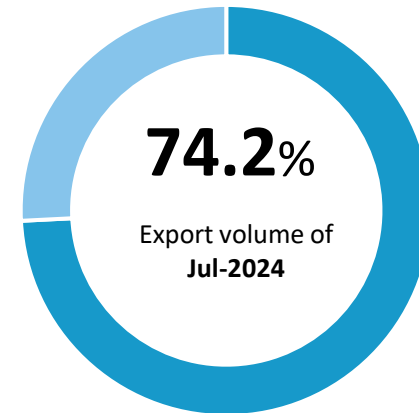
Value ratio of TOP 5 export enterprises to China, Jul-2024



TOP 5 export enterprises by volume to China, Jul-2024



Volume ratio of TOP 5 export enterprises to China, Jul-2024





RUBBER

SPOTLIGHTS

In recent years, Mexico's imports of Chinese tires have increased dramatically, prompting the Mexican government to launch an anti-dumping investigation in 2023. The preliminary results were released in April this year, and Mexico imposed high anti-dumping duties on Chinese tires. This move will certainly make it more difficult for Chinese tires to enter the Mexican market.

Faced with the challenges of the Mexican market and increasingly fierce market competition, Chinese tire companies are looking for coping strategies. Some companies have invested in building factories directly in Mexico. Through localized production, Chinese tire companies can not only overcome trade barriers but also directly export to the North American market, while enhancing their product brand image.

Source: Tanhei.com





RUBBER

SPOTLIGHTS

Africa is one of the fastest growing regions in the global tire market. The demand for auto parts here has an annual growth rate of up to 11%. The market size is expected to reach 18.5 billion USD by 2025.

According to the "2024 Report on Chinese Enterprises' Investment in Africa", two Chinese tire companies have taken the lead in deploying tire manufacturing plants in Africa. Among them, Senqilin Tire Company has become the first Chinese company to invest in building a tire manufacturing plant in Africa. The company chose Morocco and targets an annual production capacity of 12 million high-performance cars and light truck tires. Another Chinese tire company that has entered the African market is Hubei Orais. The company plans to build a new factory in Tanzania with an annual production capacity of 1.2 million sets of radial tires.

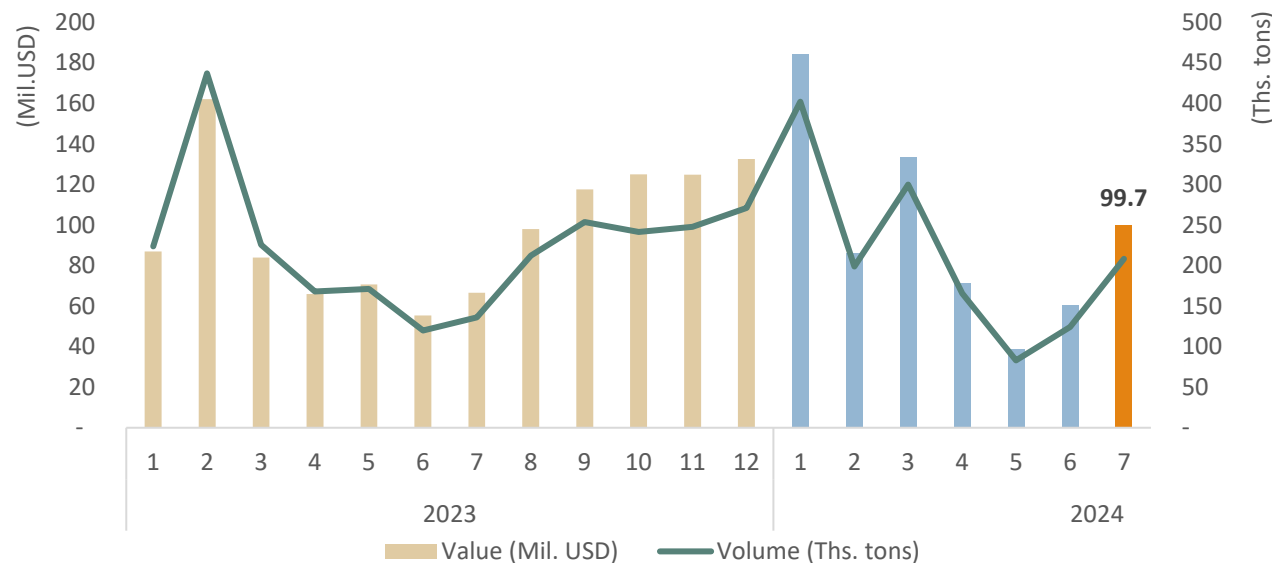
Source: Tanhei.com





CASSAVA & CASSAVA PRODUCTS

Structure of export value by products to China, Jul-2024



Export results to China, Jul-2024

VALUE

99.7 mil. USD

Increase **65.1%** compared to Jun-2024

Increase **49.8%** compared to Jul-2023

0.61 mil. USD more than the monthly average rate in 2023

◆ Accumulated 7 months of 2024 reaches **673 mil.USD, 56.6%** of total 2023

VOLUME

208.3 ths. tons

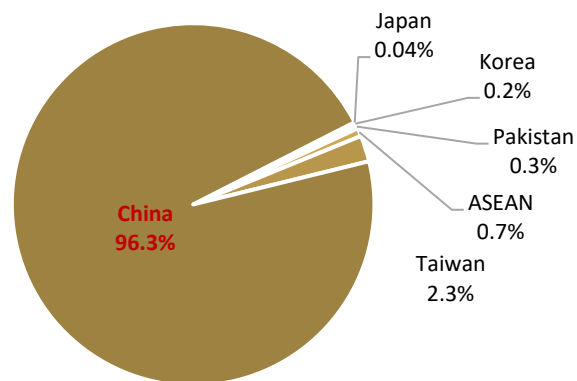
Increase **67.8%** compared to Jun-2024

Increase **53.2%** compared to Jul-2023

17 ths. tons less than the monthly average rate in 2023

◆ Accumulated 7 months of 2024 reaches **1.48 tml. Tons, 54.7%** of total 2023

Percentage of export value to China, Jul-2024



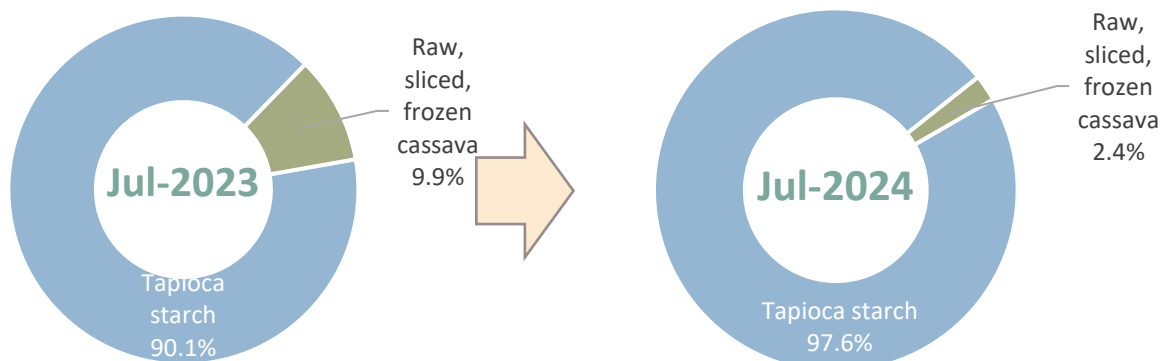
Changes in percentage of export value to China, Jul-2024





CASSAVA & CASSAVA PRODUCTS

Structure of export value by products to China, Jul-2024



Export results to China, Jul-2024



Raw. sliced. frozen cassava

Value: **2.35** mil. USD

Increase **399%** compared to Jun-2024

Decrease **64.6%** compared to Jul-2023



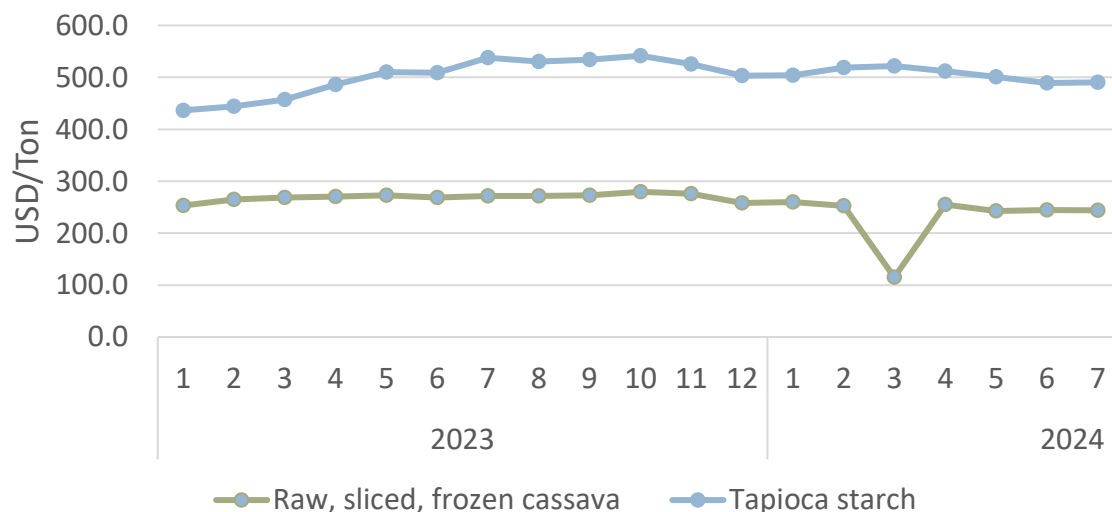
Tapioca starch

Value: **97.37** mil. USD

Increase **62.5%** compared to Jun-2024

Increase **62.5%** compared to Jul-2023

Percentage of export value to China, Jul-2024



Tapioca starch

The average export price in Jul-2024 is **490** USD/ton; **increase 0.2%** compared to the previous month; and **decrease 8.9%** compared to the same month of 2023.

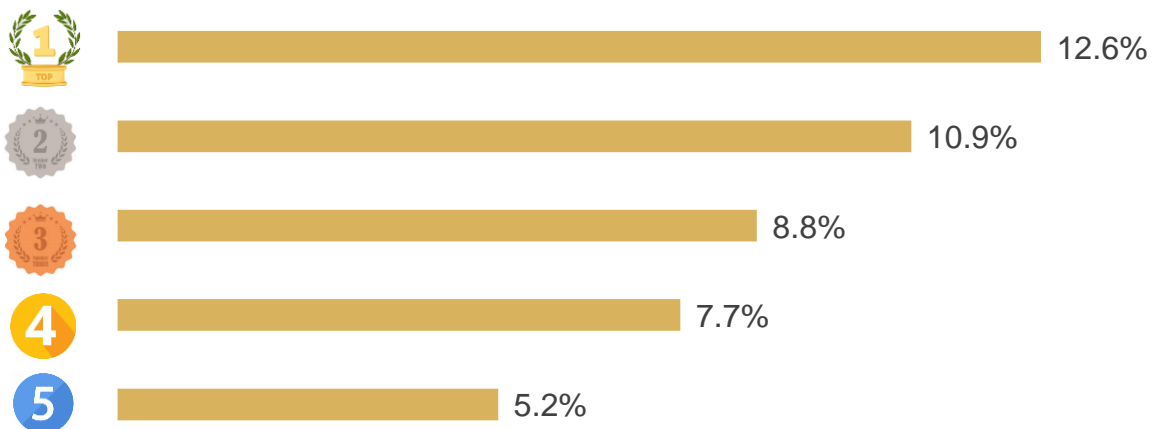
Raw. sliced. frozen cassava

The average export price in Jul-2024 is **244** USD/ton; **decrease 0.3%** compared to the previous month; and **decrease 10.4%** compared to the same month of 2023.

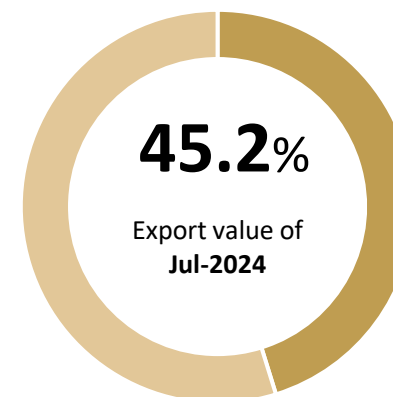


CASSAVA & CASSAVA PRODUCTS

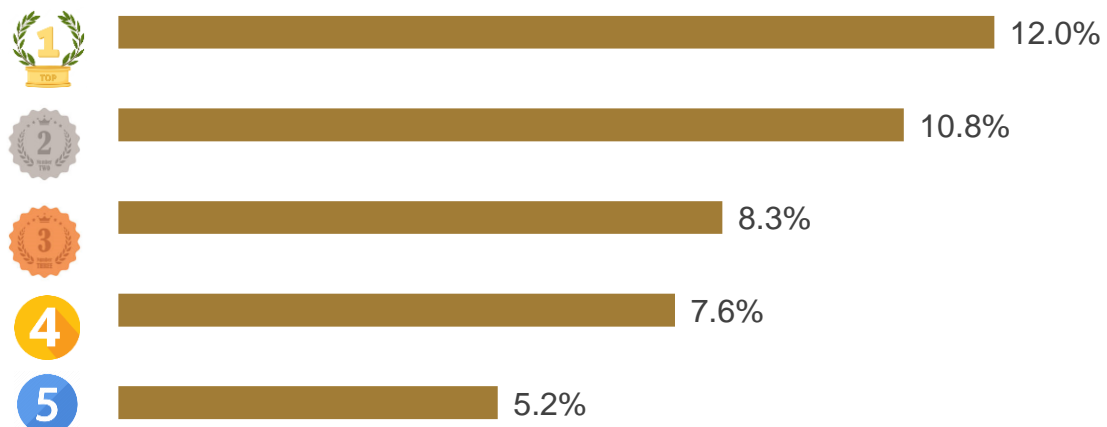
TOP 5 export enterprises by value to Volume ratio of TOP 5 export enterprises to China, Jul-2024



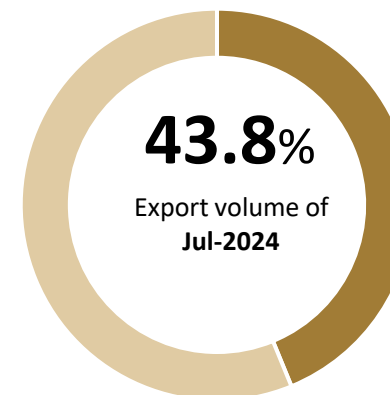
Value ratio of TOP 5 export enterprises to China, Jul-2024



TOP 5 export enterprises by volume to China, Jul-2024



Volume ratio of TOP 5 export enterprises to China, Jul-2024





Cassava is a crucial staple food in Africa. However, the lack of good varieties, advanced planting technology, and processing facilities has hindered the development of cassava production in Africa. In recent years, China-Africa agricultural cooperation has made significant progress. Through technical training and joint construction of production bases, China's new cassava varieties, as well as planting and processing technology, have rapidly spread to Africa.

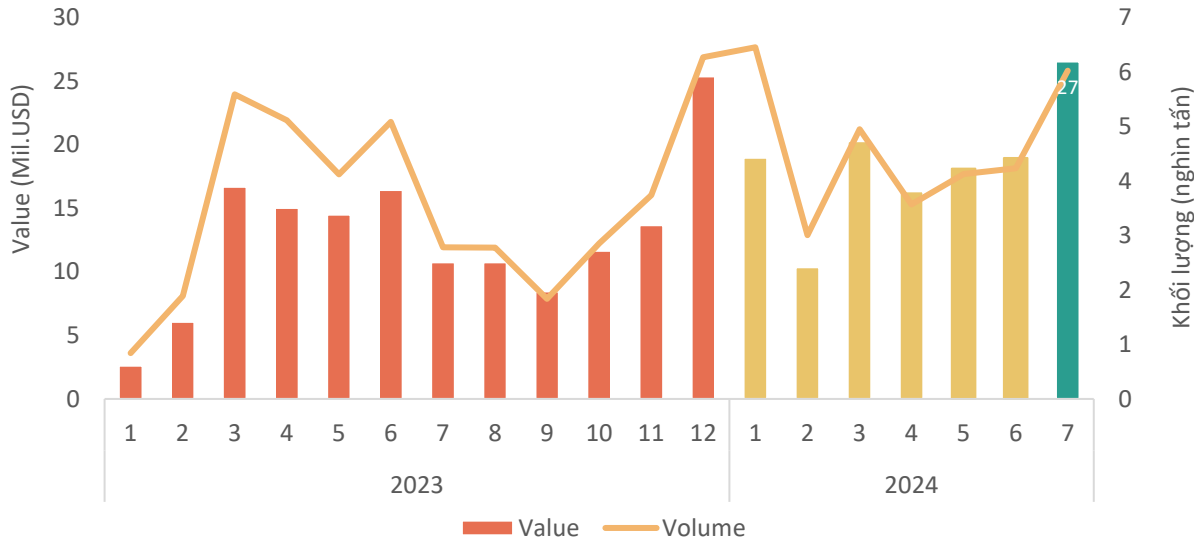
According to the Chinese Academy of Tropical Agricultural Sciences (CATAS), in 2023, China sent over 400 agricultural experts to Africa, training more than 10,000 agricultural management and extension personnel. Many African countries have benefited from China's agricultural technology and expertise, resulting in increased yields and improved quality of major crops. This has enriched the diversity of African diets and opened up new avenues for African agricultural development.



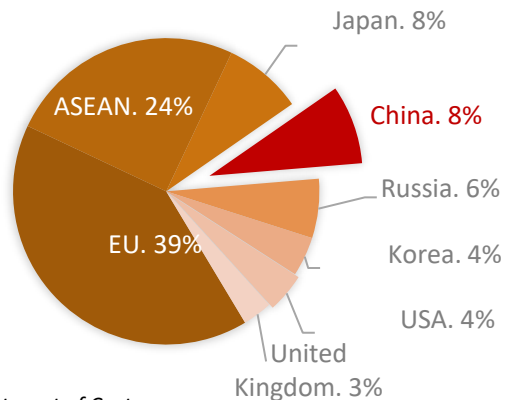


COFFEE

Export volume and value to China, Jul-2024



Percentage of export value to China, Jul-2024



Export results to China, Jul-2024

VALUE

26.5 mil. USD

↗ Increase **40%** compared to Jun-2024

↗ Increase **147%** compared to Jul-2023

↗ **6.3 mil. USD** more than the monthly average rate in 2023

❖ Accumulated 7 months of 2024 reaches **129.5** mil.USD, **85.2%** of total 2023.

VOLUME

6 ths. tons

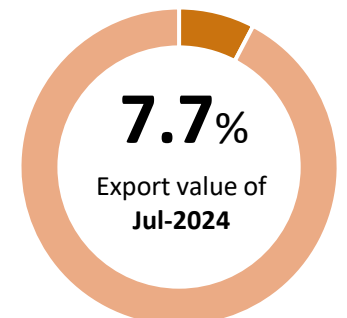
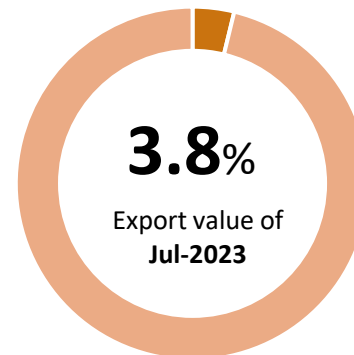
↗ Increase **42.3%** compared to Jun-2024

↗ Increase **116%** compared to Jul-2023

↗ **0.7 ths. tons** more than the monthly average rate in 2023

❖ Accumulated 7 months of 2024 reaches **32.4** ths. Tons, **75.4%** of total 2023.

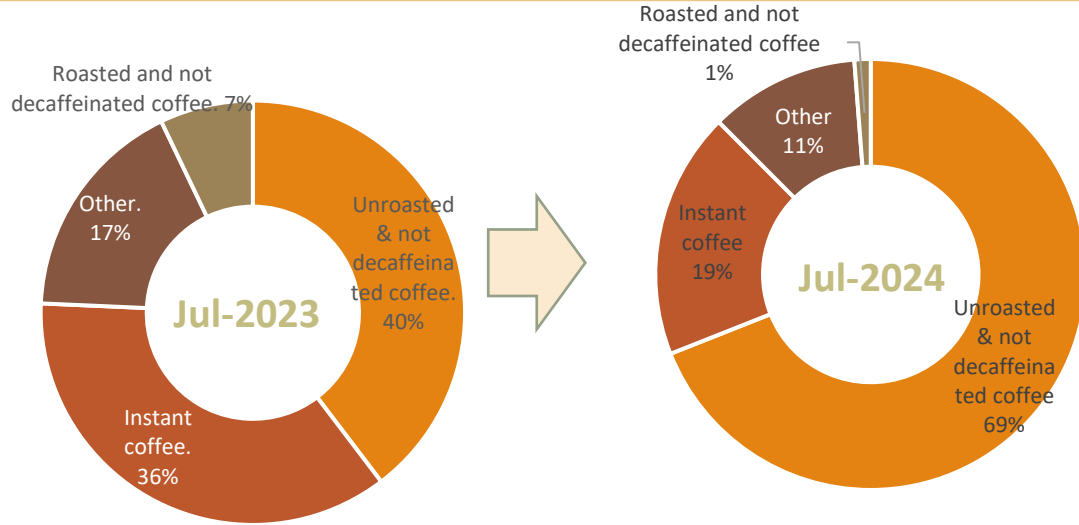
Changes in percentage of export value to China, Jul-2024



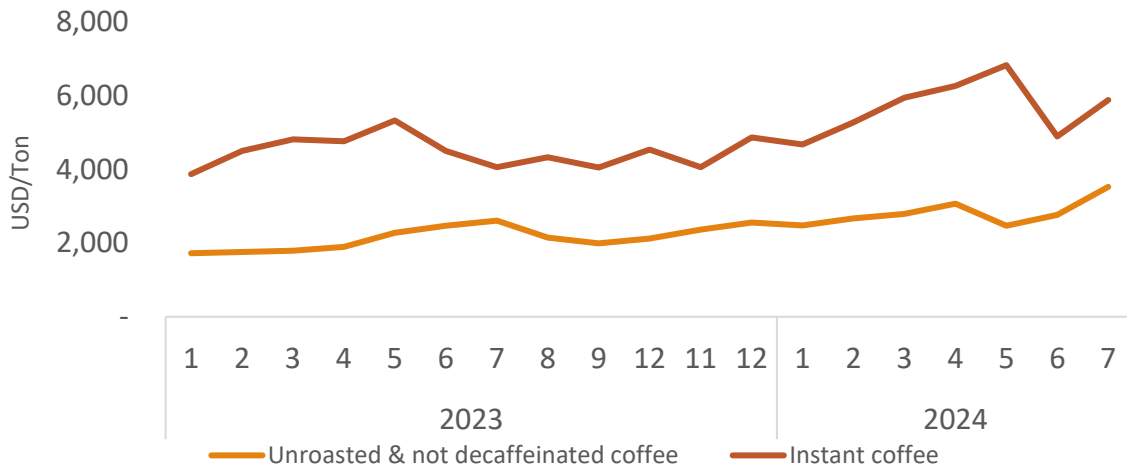


COFFEE

Structure of exports by products to China, Jul-2024



Average export price to China, Jul-2024



Export results to China, Jul-2024



Unroasted & not decaffeinated coffee

Value: **17.7** mil. USD
 Increase **75.2%** compared to Jun-2024
 Increase **342%** compared to Jul-2023



Instant coffee

Value: **4.8** mil. USD
 Increase **1.4%** compared to Jun-2024
 Increase **30.9%** compared to Jul-2023



Other

Value: **2.9** mil. USD
 Increase **14.3%** compared to Jun-2024
 Increase **66.7%** compared to Jul-2023

Instant coffee

The average export price in Jul-2024 is **5,888** USD/ton. **increase 20.3%** compared to the previous month; and **increase 44.9%** compared to the same month of 2023.

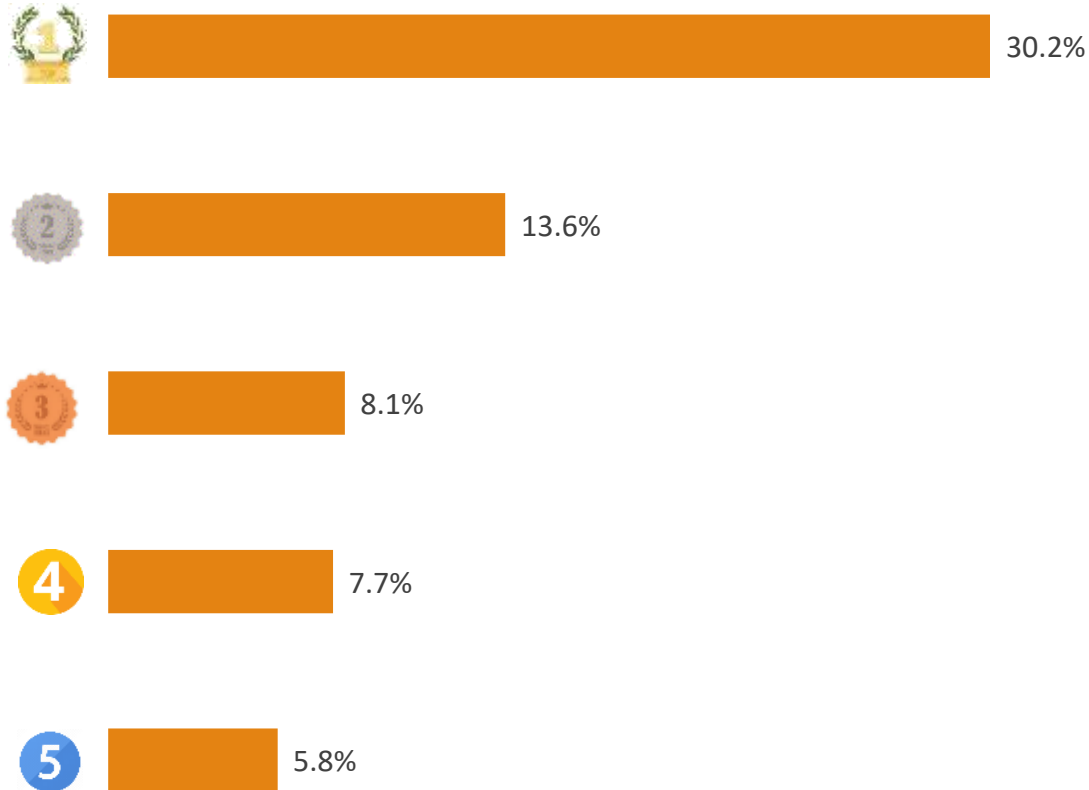
Unroasted & not decaffeinated coffee

The average export price in Jul-2024 is **3,527** USD/ton. **increase 27.6%** compared to the previous month; and **increase 35.2%** compared to the same month of 2023.

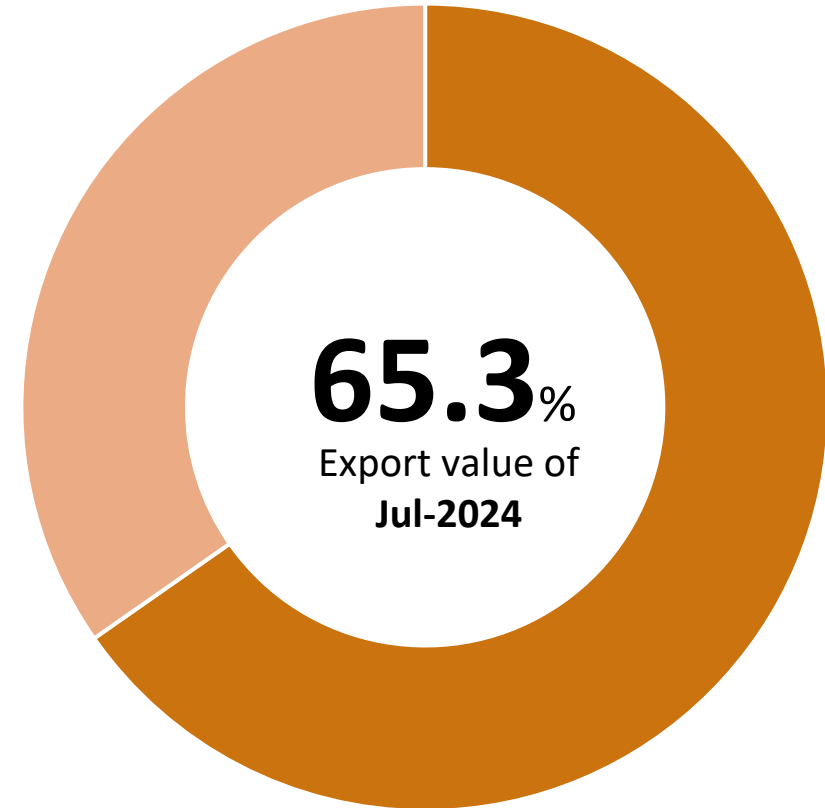


COFFEE

TOP 5 export enterprises by value to China, Jul-2024



Value ratio of TOP 5 export enterprises to China, Jul-2024





COFFEE

SPOTLIGHTS



According to statistics from the General Administration of Customs of the People's Republic of China, in the first 6 months of 2024, China imported over 553 million USD of coffee, an increase of 84.5% over the same period last year. Of which, China imported 41.28 million USD of coffee from Vietnam, an increase of 107.1%.

Source: Congthuong.vn

German coffee trader Neumann Kaffee Gruppe (NKG), one of the world's largest coffee traders, said it has opened a subsidiary in China, aiming to meet rising demand for coffee beans in Asia's fastest-growing coffee market.

Source: Reuters.com





Any comments. please send to:

INFORMATION CENTER FOR AGRICULTURE AND RURAL DEVELOPMENT
INSTITUTE OF POLICY AND STRATEGY FOR AGRICULTURE AND RURAL DEVELOPMENT

Address: *16 Thuy Khue Street. Thuy Khue Wd.. Tay Ho Dist.. Hanoi*

Email: thongtinhitruong@ipsard.gov.vn; info@agro.gov.vn

Website: <http://agro.gov.vn/>

