

Volume 02/2024

Ipard

# MONTHLY REPORT ON AGRI-PRODUCT EXPORT

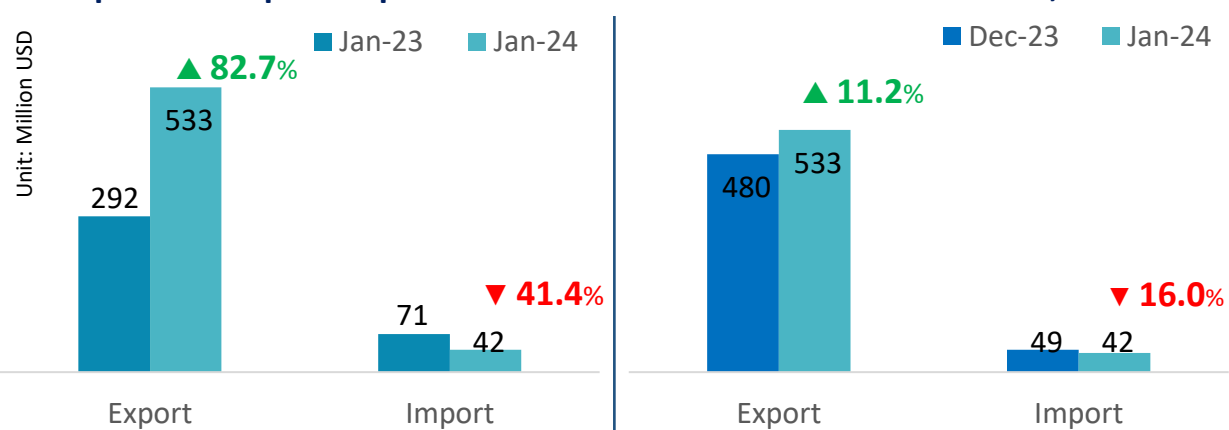
FROM VIETNAM TO **THE EU MARKET**



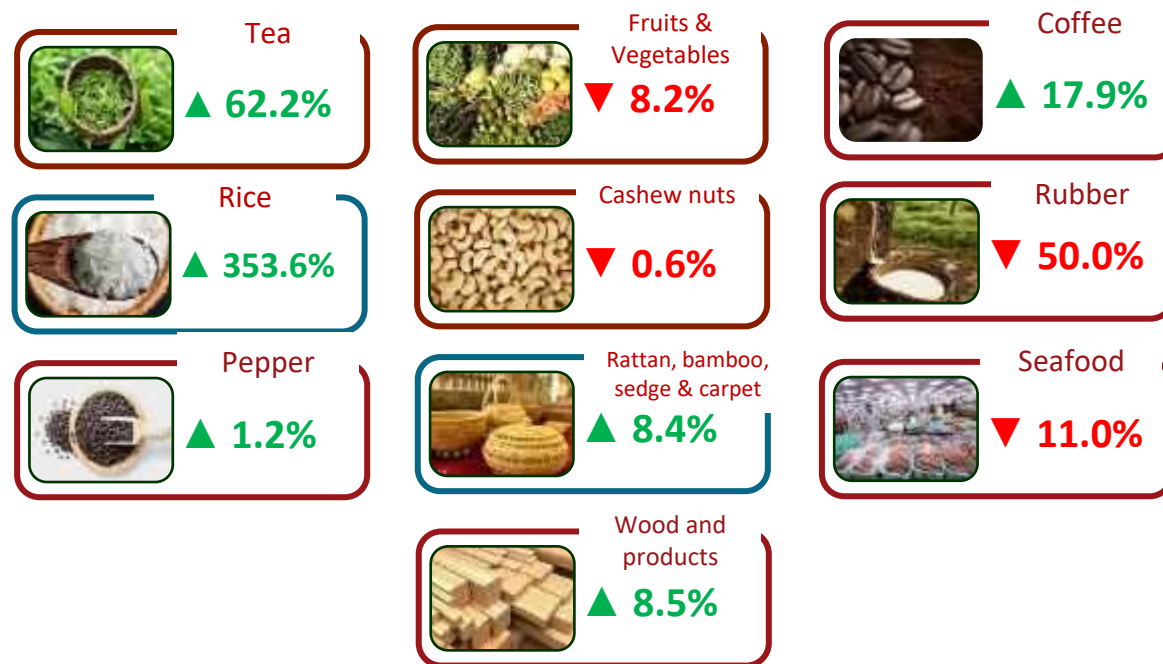
Prepared: **AGRO**  **INFO**

# THE SITUATION OF AGRO-FORESTRY-FISHERY (AFF) PRODUCT EXPORT FROM VIETNAM TO THE EU IN JANUARY 2024

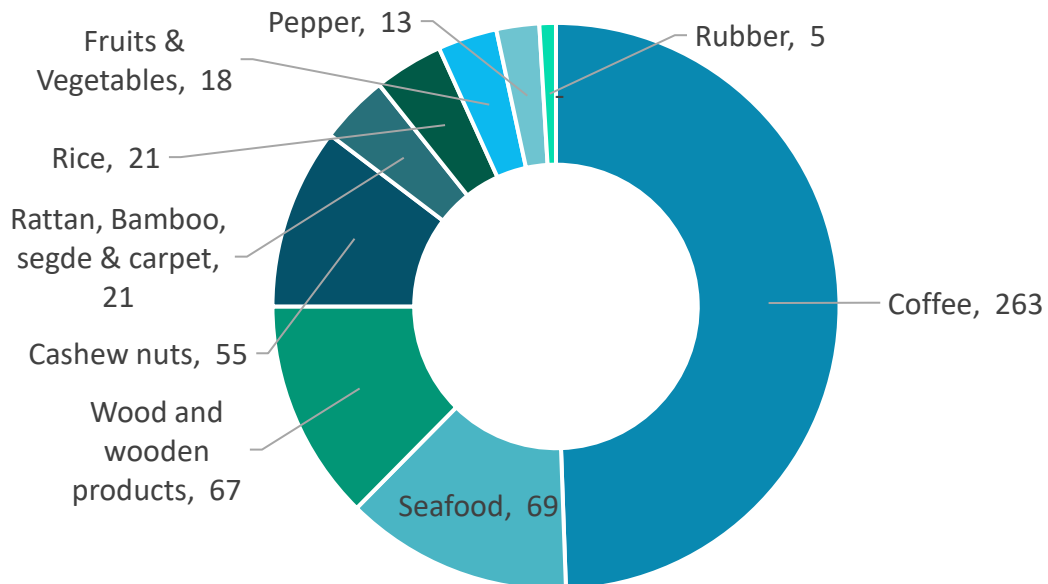
## AFF product import-export turnover between Vietnam and the EU, Jan-2024



## Changes in key AFF product export value to the EU in Jan-2024 compared to Dec-2023

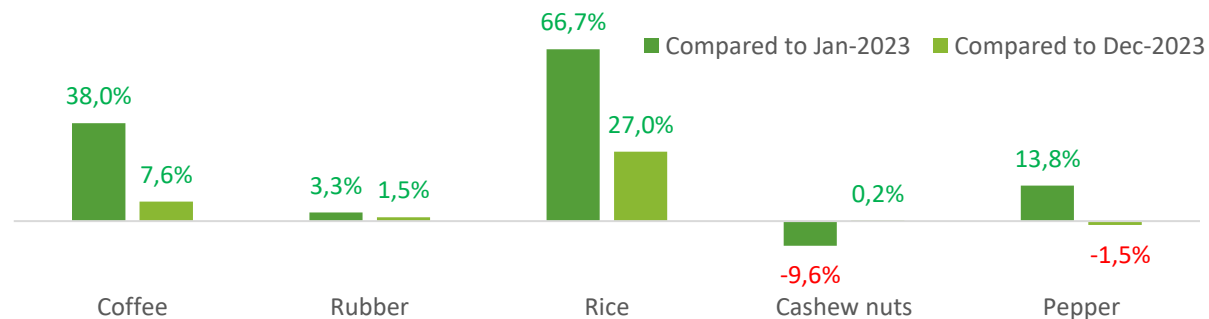


## Key AFF product export value to the EU, Jan-2024



Đơn vị: million USD

## Changes in average export value of key AFF products to the EU In Jan-2024 compared to Jan-2023 and Dec-2023





## Opportunities to export vegetables to the EU

Fruit and vegetable exports to the EU market have increased rapidly, rising from 200 million USD in 2020 to nearly 300 million USD in 2023. According to the Vietnam Fruit and Vegetable Association,

to in 2024, fruit and vegetable exports to the market will grow by 20%.

Annually, the EU spends about 300 billion USD on importing agricultural products. Of which, importing fruits and vegetables is about 60 billion USD. Thus, there is huge potential for Vietnam's fruit and vegetable export.

Currently, the EU is the Vietnam's third largest fruit and vegetable export market. In the near future The export value is able to increase thanks to the EVFTA Agreement. Therefore, Vietnamese agricultural export enterprises need to regularly update and comply with EU regulations.

Source: Baochinhphu.vn



## EU lowers European economic growth and inflation forecasts for 2024

In the economic report published on 15 February 2024, the European Commission (EC) forecasts that GDP will reach a growth rate of 0.8% in the eurozone and 0.9% in the EU in 2024, lower than the corresponding growth forecast of 1.2% and 1.3%, respectively that the EC made in its report in Fall of last year.

According to the EC, the annual inflation rate in the eurozone will decrease from 5.4% last year to 2.7% this year, lower than the forecast of 3.2% given in the previous report.

The EC forecasts that the European economy will accelerate in 2025, with an increase of 1.5% in the eurozone and 1.7% in the EU. For 2023, the EC's revised figures show that both the eurozone and the

EU will achieve GDP growth of 0.5%, after both regions almost saw their economies stagnate in the final quarter of 2023.

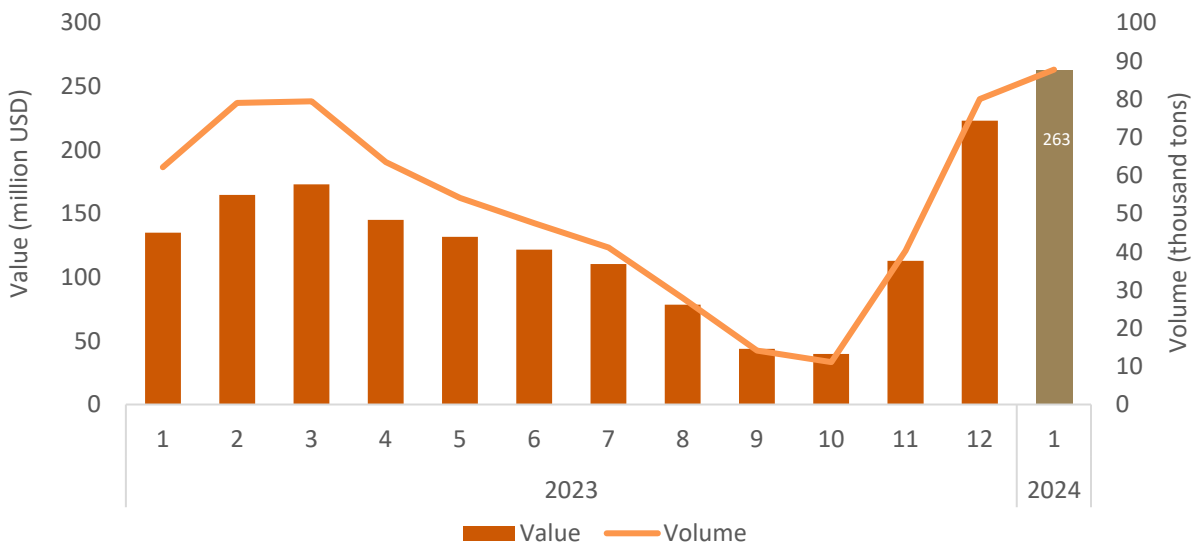
Inflation forecasts has also been adjusted downward because prices for energy and other basic goods fell faster than expected. The EC forecasts inflation in the eurozone in 2025 to be flat at 2.2%, 0.2 percentage points higher than the ECB's target.

Source: Vneconomy.vn



# COFFEE

## Export volume and value to the EU, Jan-2024



## Export results to the EU, Jan-2024

**VALUE**  
**263.2** million USD

↗ Increase **17.9%** compared to Dec-2023

↗ Increase **94.9%** compared to Jan-2023

↗ **139.9** million USD more than the monthly average rate in 2023

❖ **17.8%** of total 2023

**VOLUME**  
**87.7** thousand tons

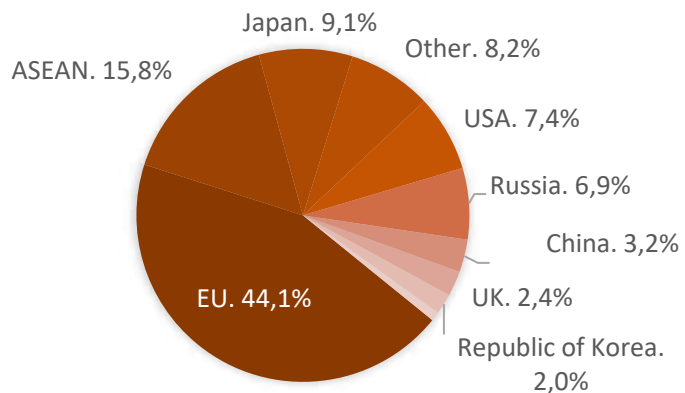
↗ Increase **9.6%** compared to Dec-2023

↗ Increase **41.2%** compared to Jan-2023

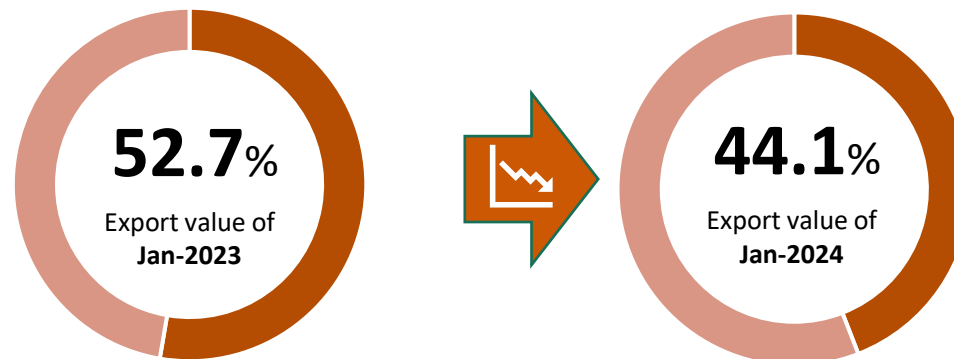
↗ **37.7** thousand tons more than the monthly average rate in 2023

❖ **14.6%** of total 2023

## Percentage of export value to the EU, Jan-2024

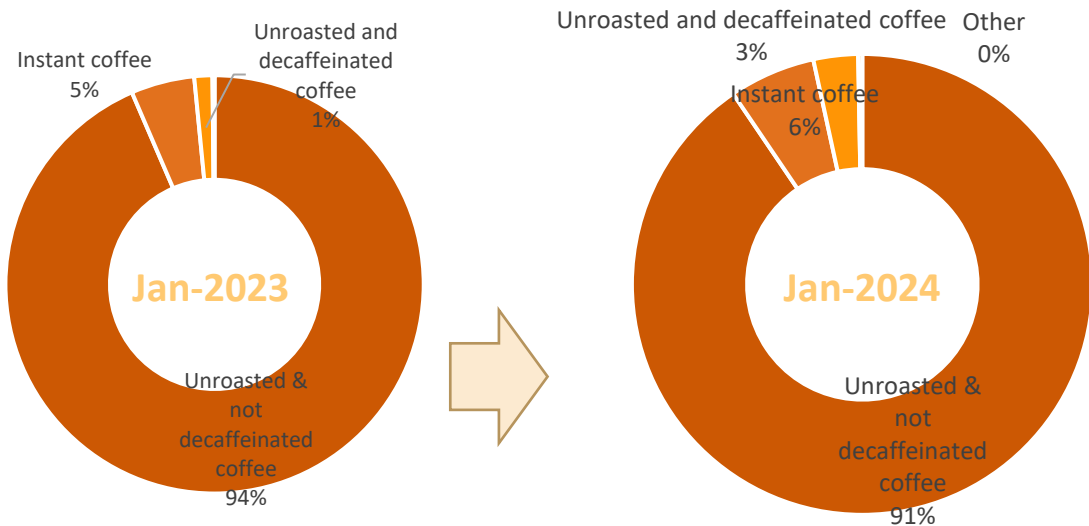


## Changes in percentage of export value to the EU, Jan-2024

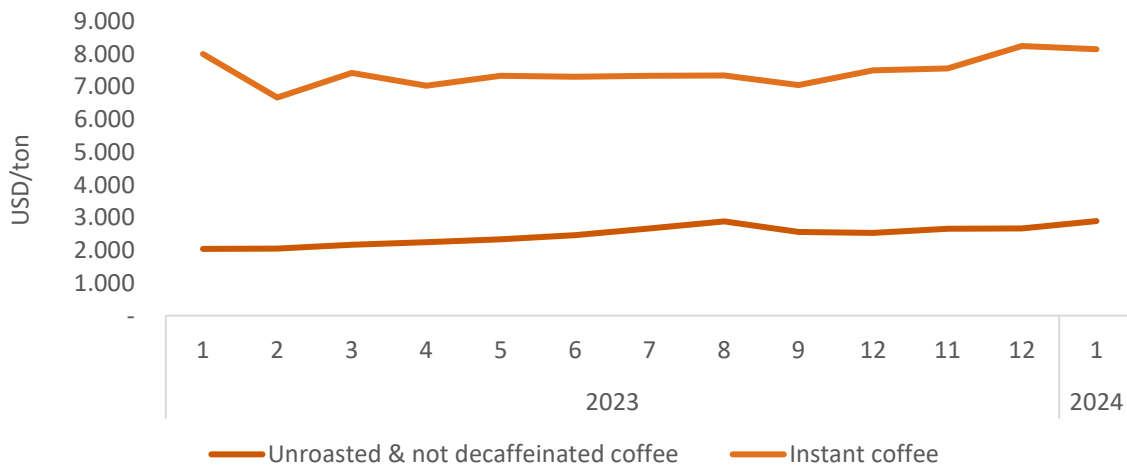


# COFFEE

## Structure of exports by products to the EU, Jan-2024



## Average export price to the EU, Jan-2024



## Export results to the EU, Jan-2024



### Unroasted & not decaffeinated coffee

Value: **238.7** million USD  
 Increase **16.9%** compared to Dec-2023  
 Increase **84.1%** compared to Jan-2023

### Instant coffee

Value: **16** million USD  
 Increase **12.5%** compared to Dec-2023  
 Increase **135%** compared to Jan-2023

### Unroasted and decaffeinated coffee

Value: **8.3** million USD  
 Increase **16.6%** compared to Dec-2023  
 Increase **326%** compared to Jan-2023

### Instant coffee

The average export price in Jan-2024 is **8.137** USD/ton; **decreases 1.2%** compared to the previous month; and **increases 4.8%** compared to the same month of 2023.

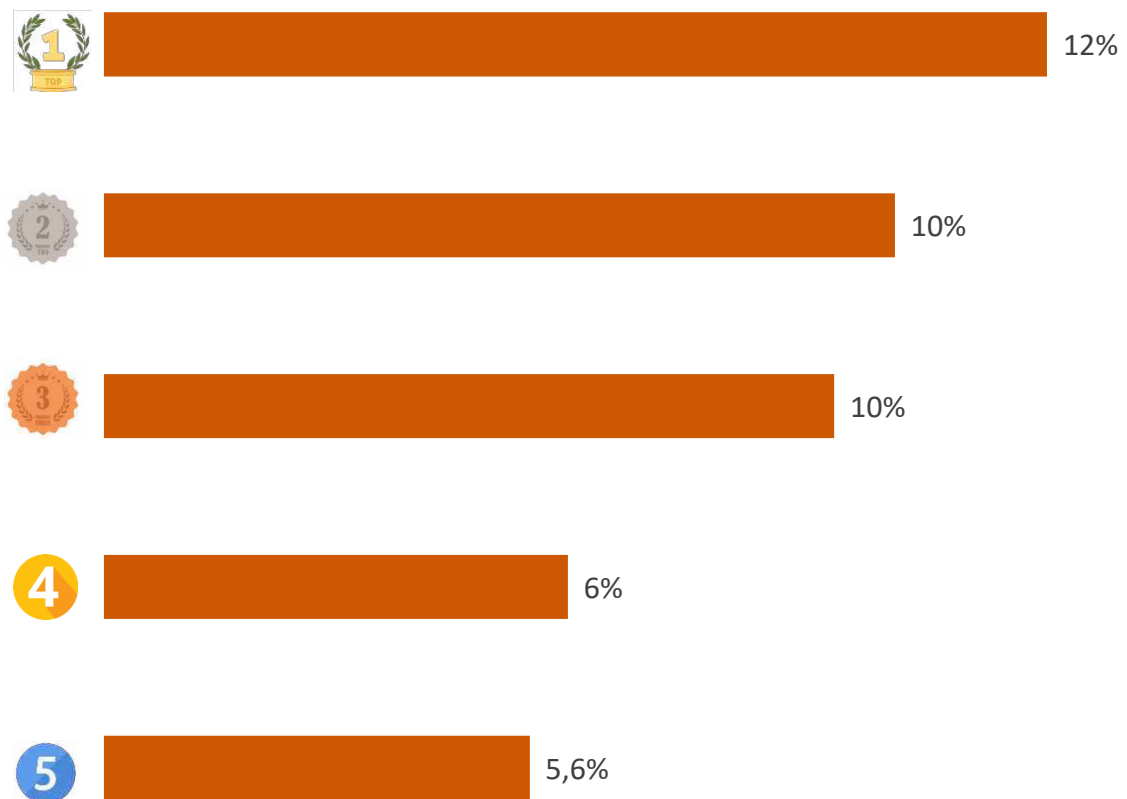
### Unroasted & not decaffeinated coffee

The average export price in Jan-2024 is **2.888** USD/ton; **increases 8.5%** compared to the previous month; and **increases 35.2%** compared to the same month of 2023.

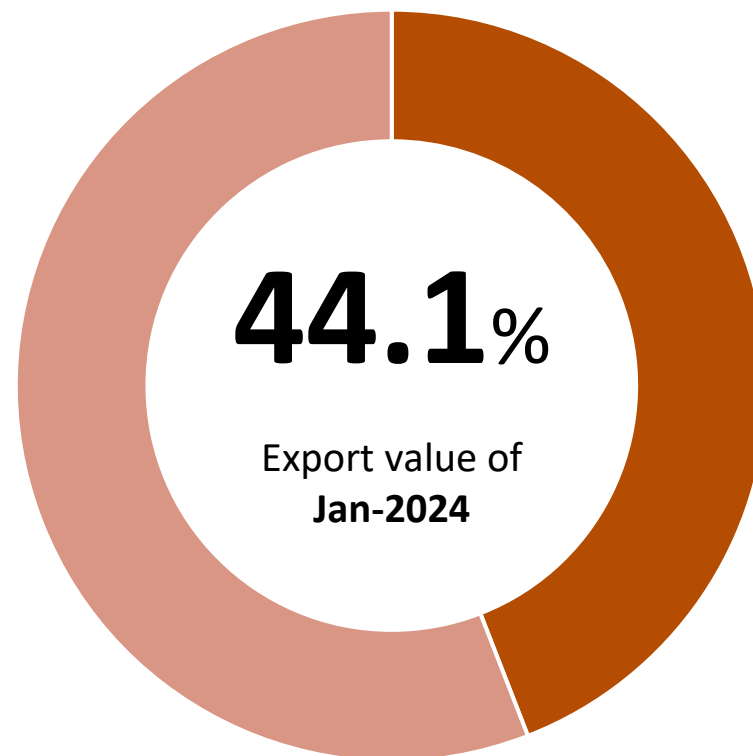


# COFFEE

## TOP 5 export enterprises by value to the EU, Jan-2024



## Value ratio of TOP 5 export enterprises to the EU, Jan-2024





# COFFEE



## SPOTLIGHTS

According to the European Coffee Federation, in December 2023, coffee inventories in warehouses in Belgium, Germany, France, Italy and Spain decreased by 3.87%, about 7.3 million bags, the lowest level since since 2000. Of which, Robusta coffee output reached 2.4 million bags, Arabica coffee output reached 4.9 million bags.

*Source: iandmsmith.com (2/2024)*

According to Eurostat, in 11 months of 2023, the Netherlands imported coffee from non-EU markets, about 153.73 thousand tons and value of 623.51 million EUR (equivalent to 676.94 million USD), an increase of 47.8% in volume and 25.1% in value over the same period in 2022. The average price of Dutch imported coffee in the first 11 months of 2023 from non-EU markets reached 4,056 EUR/ton, a 15.4% decrease compared to the same period in 2022.

*Source: congthuong.vn (2/2024)*

According to Eurostat, in the 11 months of 2023, Germany's coffee imports from non-EU markets reached nearly 848.55 thousand tons, worth 2.98 billion EUR (equivalent to 3.2 billion USD), a 17.1% decrease in value and a 27.6% decrease in price over the same period in 2022. Germany's average coffee import price in the first 11 months of 2023 reached 3,511 EUR/ton, a decrease of 12.6% over the same period last year.

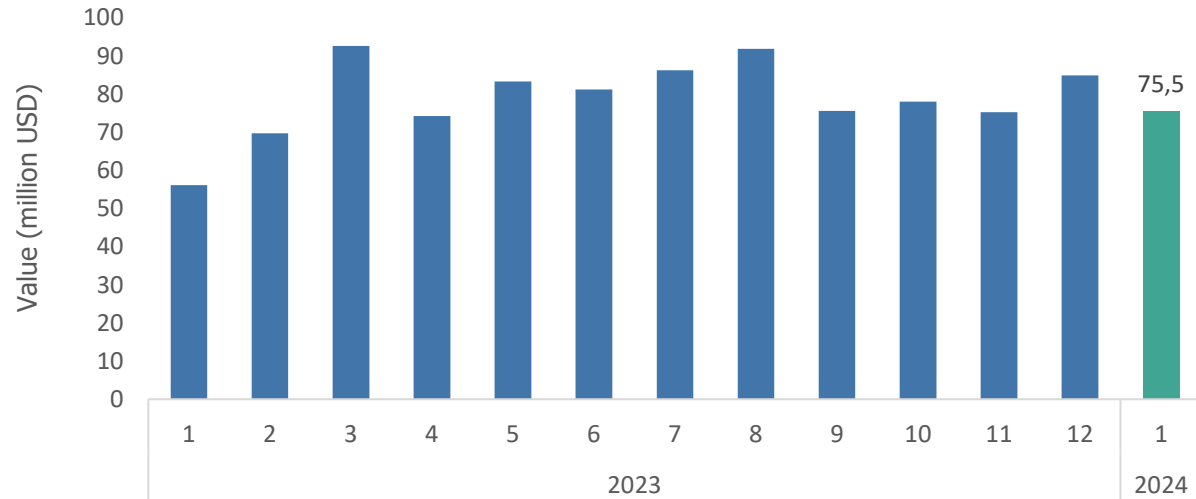
*Source: stockbiz (2/2024)*





# SEAFOOD

## Export value to the EU, Jan-2024



## Export results to the EU, Jan-2024

VALUE

**75.5** million USD



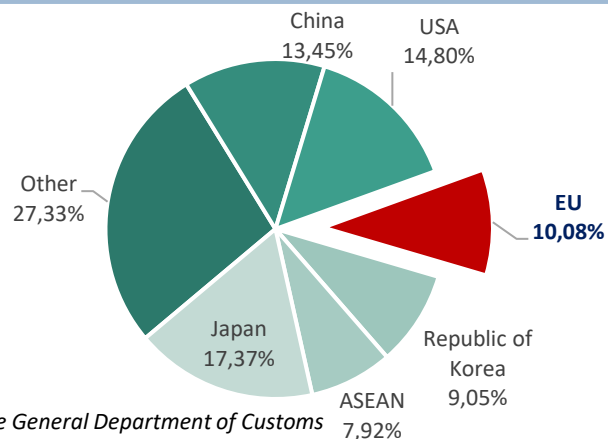
↘ Decrease **11.0%** compared to Dec-2023

↗ Increase **34.5%** compared to Jan-2023

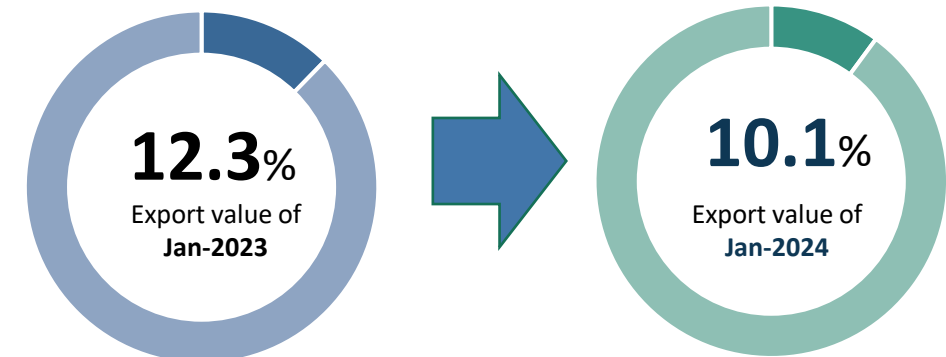
↘ **3.6 million USD** less than the monthly average rate in 2023

❖ **8.0%** of total 2023

## Percentage of export value to the EU, Jan-2024



## Changes in percentage of export value to the EU, Jan-2024

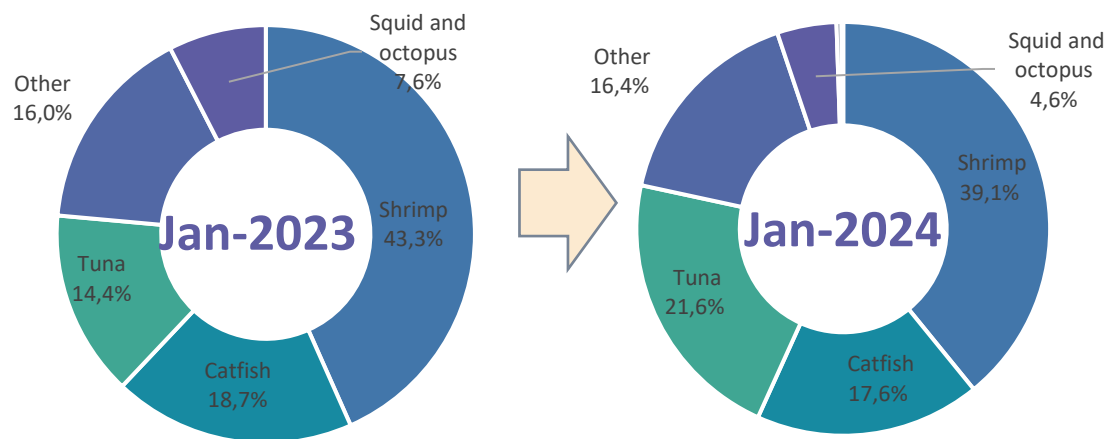




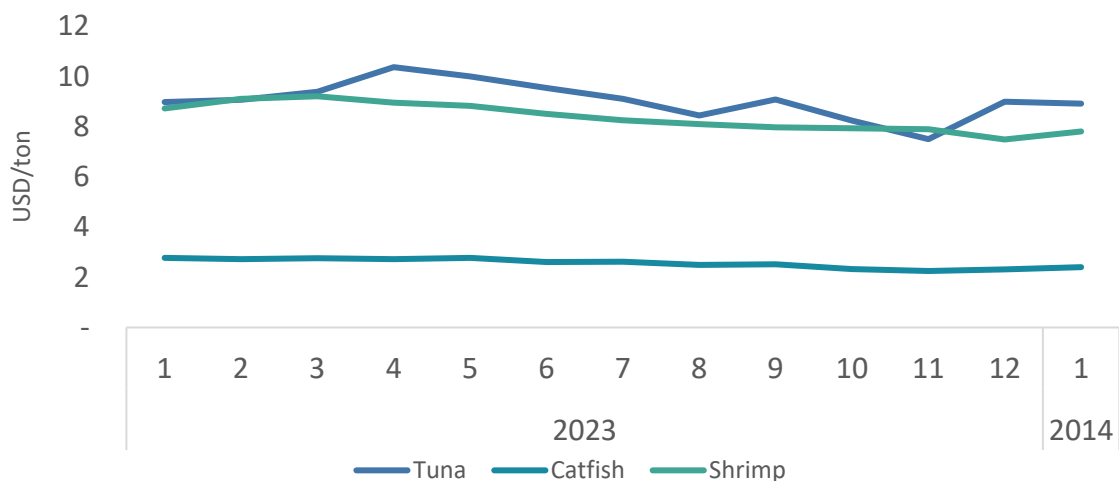


# SEAFOOD

## Structure of exports by products to the EU, Jan-2024



## Average export price to the EU, Jan-2024



## Export results to the EU, Apr-2023



### Shrimp

Value: **29.5** million USD

Decrease **18.0%** compared to Dec-2023

Increase **22.4%** compared to Jan-2023



### Catfish

Value: **13.3** million USD

Decrease **3.1%** compared to Dec-2023

Increase **27.9%** compared to Jan-2023



### Tuna

Value: **16.3** million USD

Decrease **8.7%** compared to Dec-2023

Increase **103.4%** compared to Jan-2023

### Tuna

The average export price in Jan-2024 is **8.9 USD/kg**; **decreases 1.0%** compared to the previous month; and **decreases 0.9%** compared to the same month of 2023.

### Catfish

The average export price in Jan-2024 is **2.4 USD/kg**; **increases 4.5%** compared to the previous month; and **decreases 12.9%** compared to the same month of 2023.

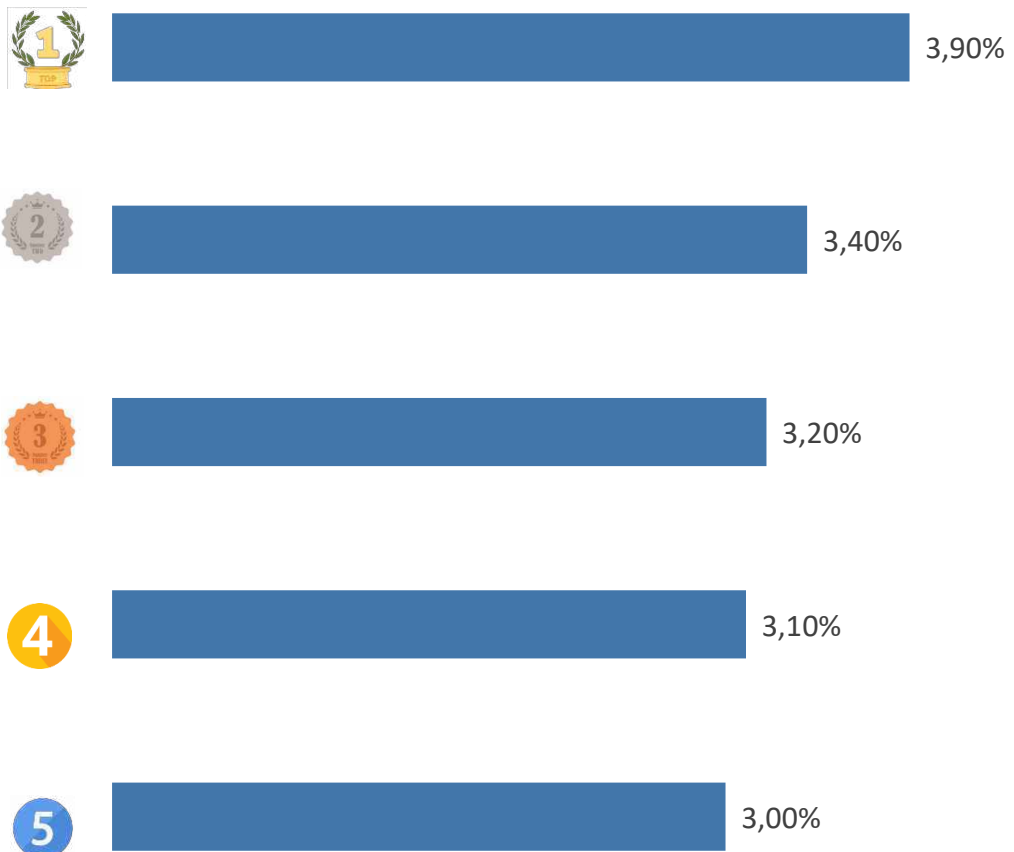
### Shrimp

The average export price in Jan-2024 is **7.8 USD/kg**; **increases 4.8%** compared to the previous month; and **decreases 10.0%** compared to the same month of 2023.

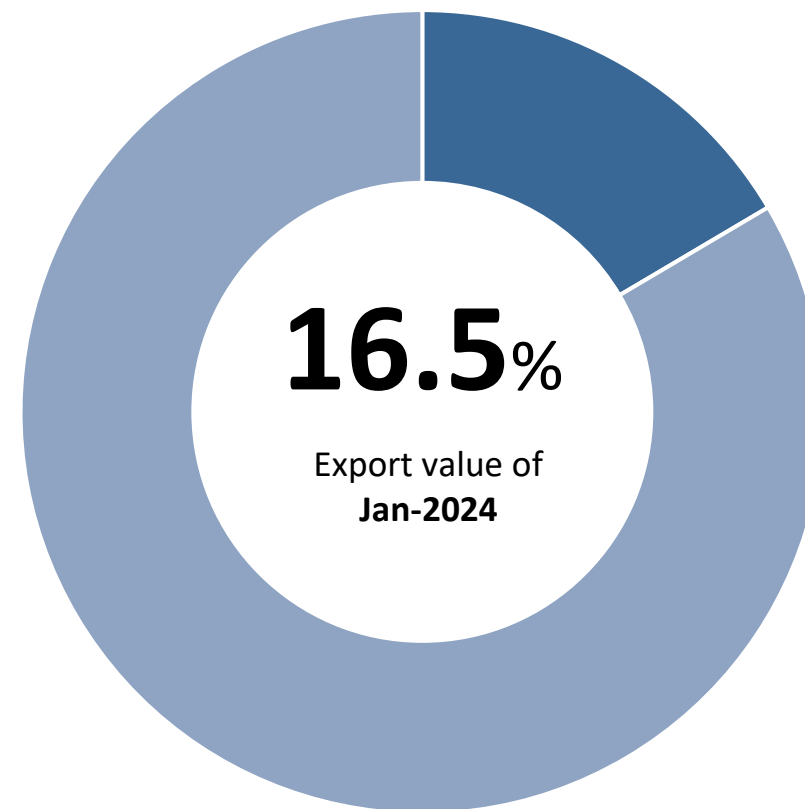


# SEAFOOD

## TOP 5 export enterprises by value to the EU, Jan-2024



## Value ratio of TOP 5 export enterprises to the EU, Jan-2024



# SPOTLIGHTS



01

## EU and Thailand resume FTA negotiations with a focus on sustainable seafood

The EU and Thailand resumed Free Trade Agreement (FTA) negotiations in January 2024, aiming to strengthen trade relations and promote sustainable fisheries practices. The EU emphasized the need for strong enforcement of Thailand's fisheries regulations to combat illegal fishing activities. The EU also expressed concern that changes in Thailand's new fisheries management policy could lead to a significant weakening of the legal framework, which in turn would facilitate illegal fishing activities. To prevent this, the EU asked Thailand to participate in deeper dialogue on sustainable fisheries management.

*Source: Vasep (2/2024)*

02

## EU Parliament approves to enhance Conservation Measures for Atlantic and Mediterranean Fisheries

The European Parliament has approved new conservation measures for Atlantic and Mediterranean fisheries, aiming at ensuring sustainable fisheries management. These measures include a multi-year management plan for tuna and measures to improve data collection and control of fish catches, and have received strong support with 568 votes in favour, 44 votes against and 14 abstentions. Parliament also asked member states to strengthen monitoring and inspection of tuna quotas, as well as limit recreational fishing activities.

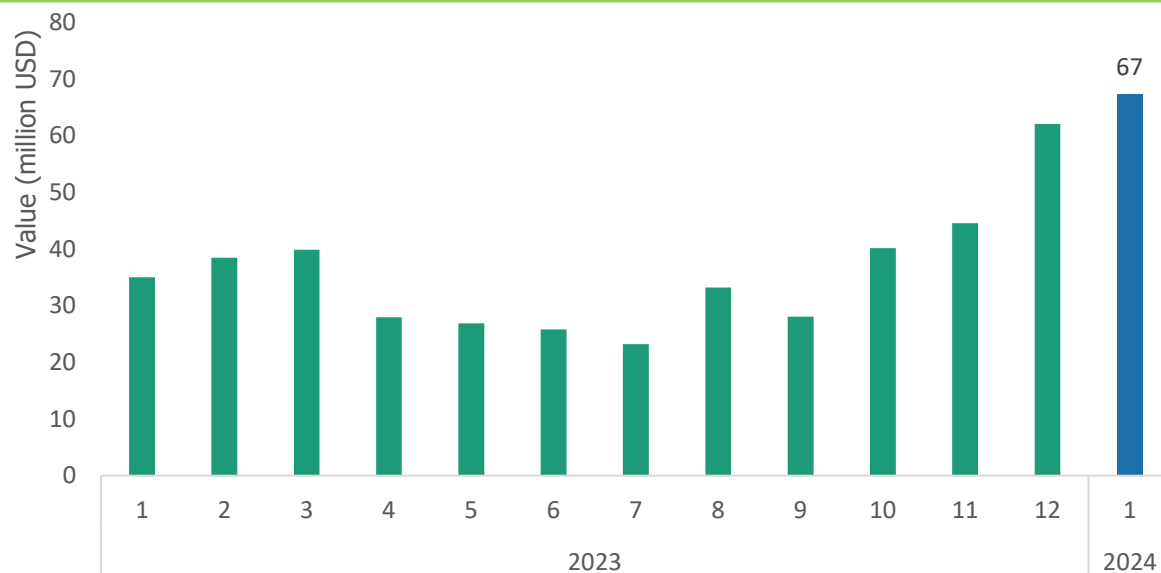
*Source: thefishingdaily.com (2/2024)*





# WOOD AND WOODEN PRODUCTS

Export value to the EU, Jan-2024



Export results to the EU, Jan-2024

VALUE



67

million USD

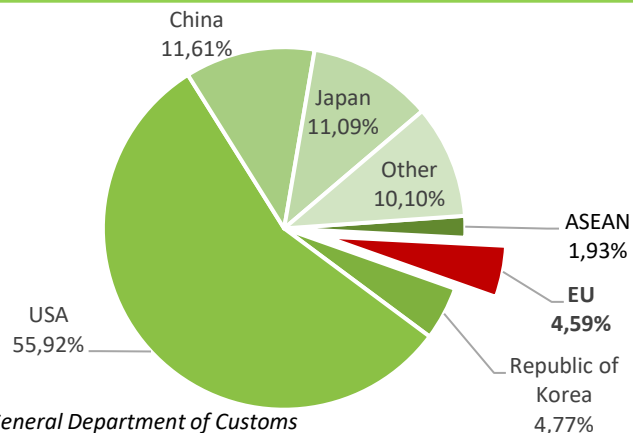
➔ Increase **8.5%** compared to Dec-2023

➔ Increase **92.4%** compared to Jan-2023

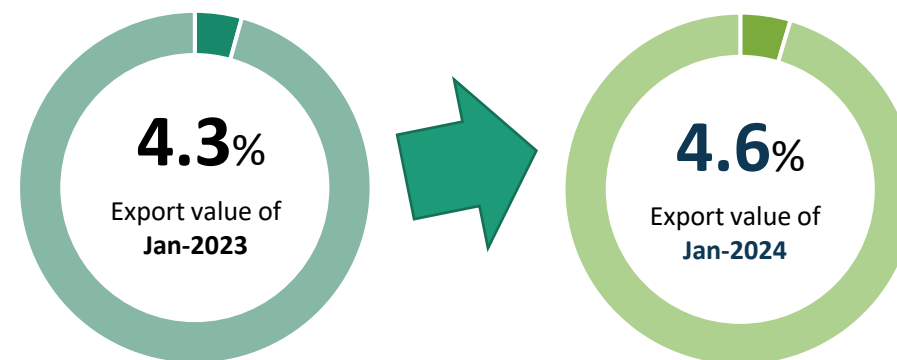
➔ **32 million USD** more than the monthly average rate in 2023

❖ **15.8%** of total 2023

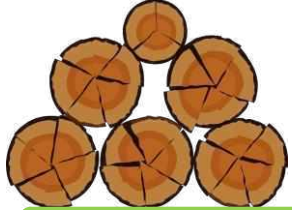
Percentage of export value to the EU, Jan-2024



Changes in percentage of export value to the EU, Jan-2024

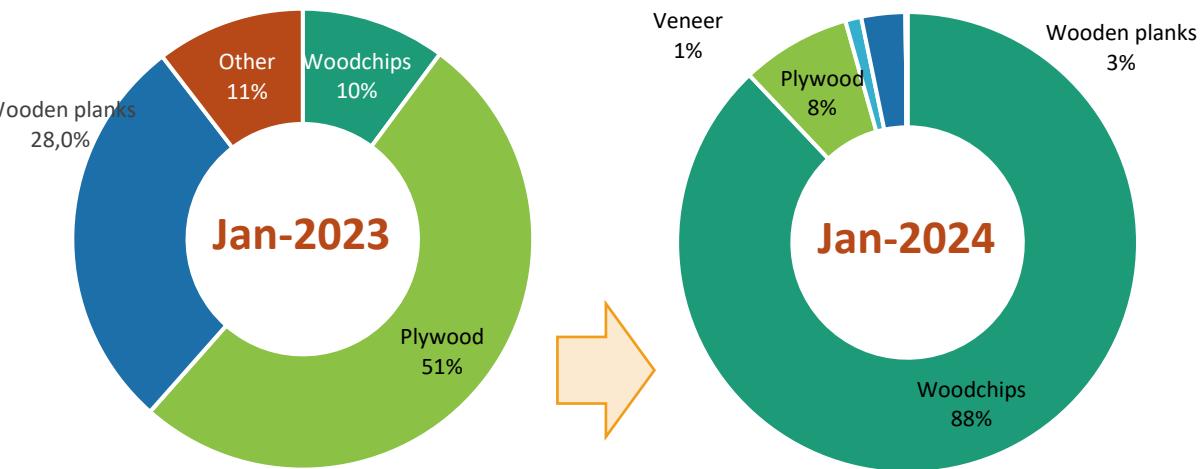






# WOOD AND WOODEN PRODUCTS

## Structure of exports by products to the EU, Jan-2024



## Export results to the EU, Jan-2024



### Woodchips

Value: **9.5** million USD  
 Increase **7129%** compared to Dec-2023  
 Increase **11961%** compared to Jan-2023



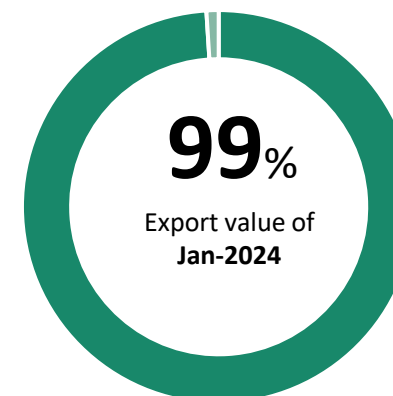
### Plywood

Value: **0.8** million USD  
 Decrease **20%** compared to Dec-2023  
 Increase **108%** compared to Jan-2023

## TOP 5 export enterprises by value to the EU, Jan-2024



## Value ratio of TOP 5 export enterprises to the EU, Jan-2024





## SPOTLIGHTS

Germany's sawn oak export in 2023 is about 72,000 m<sup>3</sup>, a decrease of 39% compared to 2022. The Netherlands is the Germany's largest sawn oak import market with 15,000 m<sup>3</sup>, a decrease of 17% compared to 2022. Denmark ranked second suppliers with 9,000 m<sup>3</sup>.

German roundwood oak export in 2023 is about 124,000 m<sup>3</sup>, a decrease of 4% compared to 2022. Of which, China is the Germany's largest roundwood oak export market, reaching 55,000 m<sup>3</sup>, an increase of 8% over the previous year. Exports to Denmark are in second place with 14,000 m<sup>3</sup>, a decrease of 11% compared to 2022.

*Source: Global Wood*





# CASHEW NUTS

## Export volume and value to the EU, Jan-2024



## Export results to the EU, Jan-2024

### VALUE

**66.15** million USD

↘ Decrease **0.6%** compared to Dec-2023

↗ Increase **53.1%** compared to Jan-2023

↑ **2.03** million USD more than the monthly average rate in 2023

### VOLUME

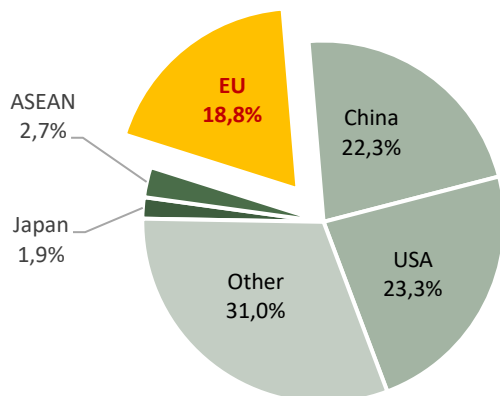
**12.3** thousand tons

↘ Decrease **1.5%** compared to Dec-2023

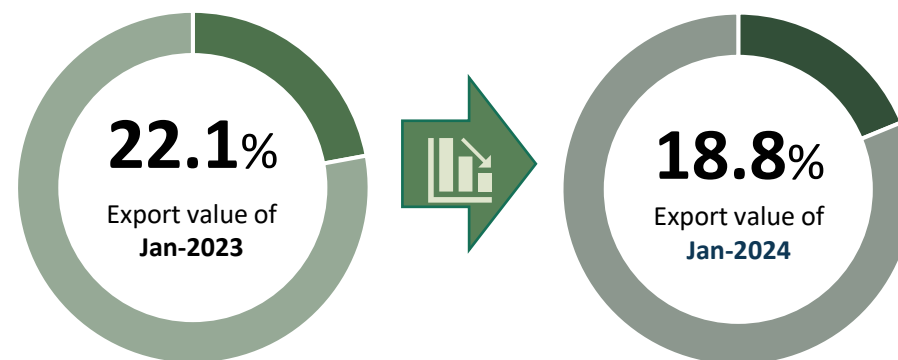
↗ Increase **66.4%** compared to Jan-2023

↑ **815** tons more than the monthly average rate in 2023

## Percentage of export value to the EU, Jan-2024



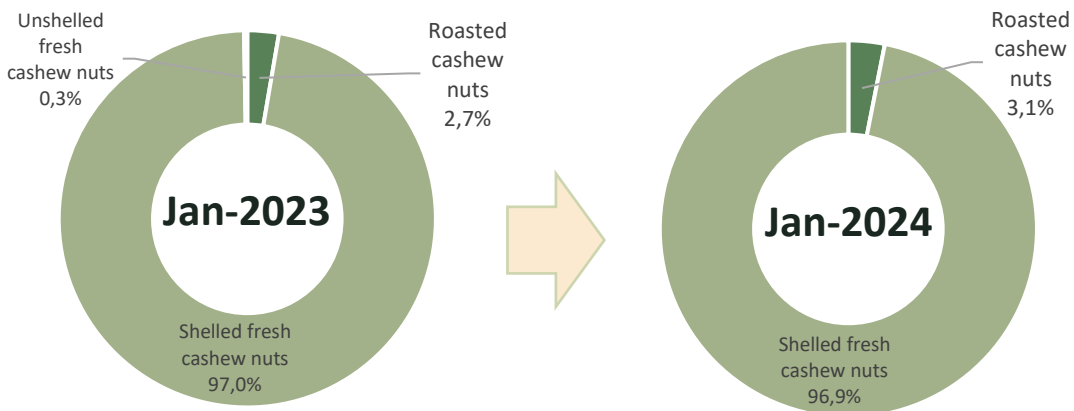
## Changes in percentage of export value to the EU, Jan-2024



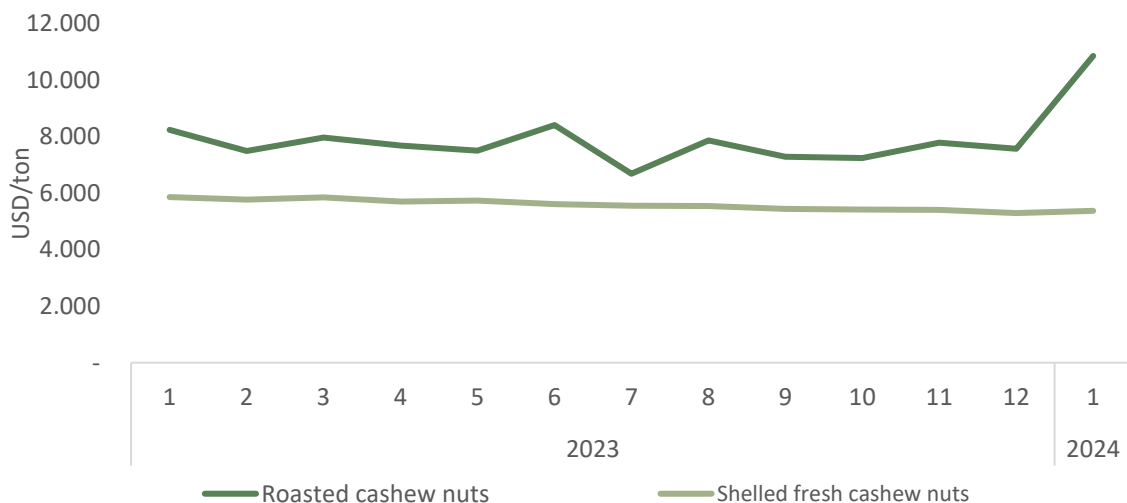


# CASHEW NUTS

## Structure of exports by products to the EU, Jan-2024



## Average export price to the EU, Jan-2024



## Export results to the EU, Jan-2024



### Shelled fresh cashew nuts

Value: **2.05** million USD

Increase **95%** compared to Dec-2023

Increase **121%** compared to Jan-2023



### Roasted cashew nuts

Value: **64.1** million USD

Decrease **2.2%** compared to Dec-2023

Increase **92%** compared to Jan-2023

### Shelled fresh cashew nuts

The average export price in Jan-2024 is **5.366** USD/ton; **increases 1.4%** compared to the previous month; and **decreases 8.3%** compared to the same month of 2023.

### Roasted cashew nuts

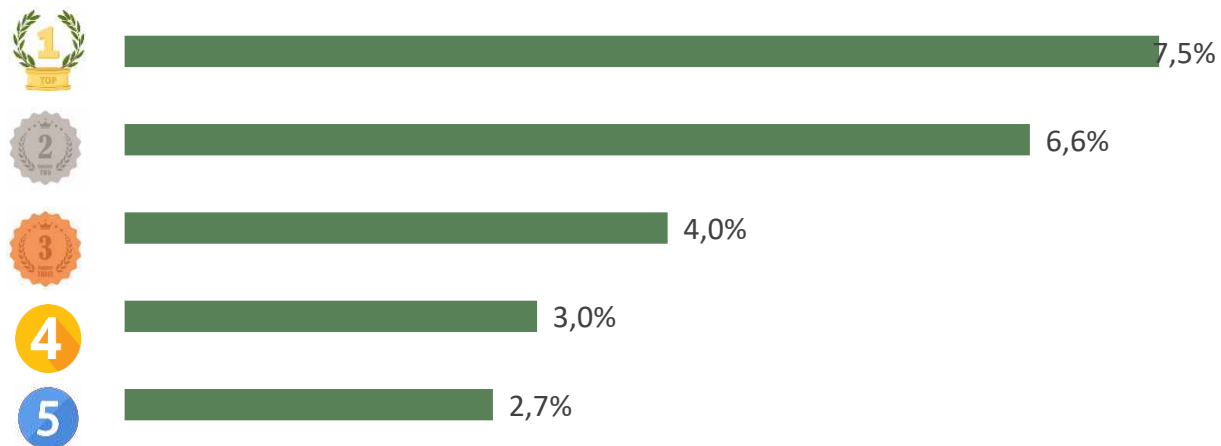
The average export price in Jan-2024 is **10.844** USD/ton; **increases 43.3%** compared to the previous month; and **increases 31.7%** compared to the same month of 2023.



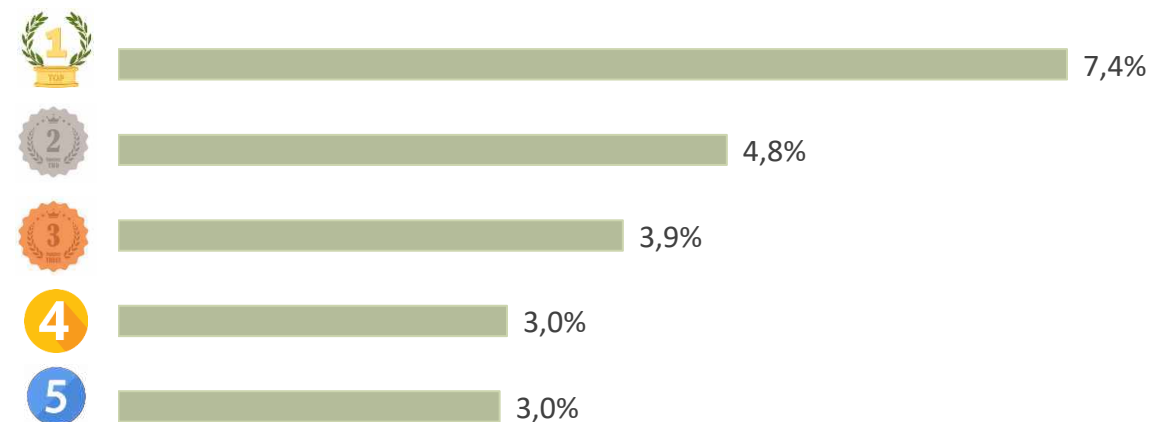


# CASHEW NUTS

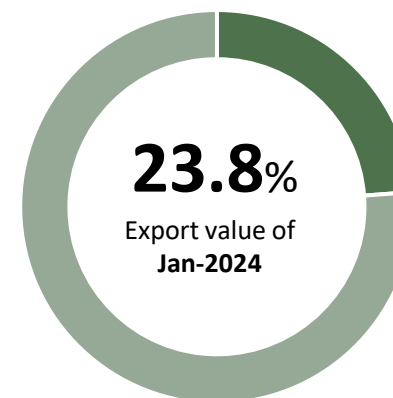
## TOP 5 export enterprises by value to the EU, Jan-2024



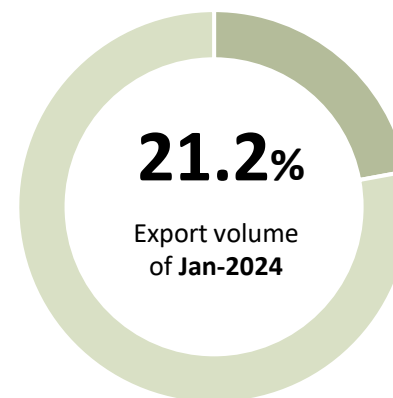
## TOP 5 export enterprises by volume to the EU, Jan-2024



## Value ratio of TOP 5 export enterprises to the EU, Jan-2024



## Volume ratio of TOP 5 export enterprises to the EU, Jan-2024



# CASHEW NUTS

## SPOTLIGHTS



The Dutch Center for Support of Imports from Developing Countries (CBI) has supported Côte d'Ivoire to become the world's second largest cashew exporter. This success started with the CBI's "Edible Nuts Benin and Côte d'Ivoire" project launched in 2019 by supporting companies to process and export Ivory Coast's ready-to-eat cashew nuts to the European market.

In 2022 and 2023, this Project organized 5 workshops on corporate social responsibility (CSR) at cashew processing companies in Ivory Coast. Topics include working conditions, safety, payment, gender equality and environmental aspects. This has helped cashew processing companies make major technical and social improvements.

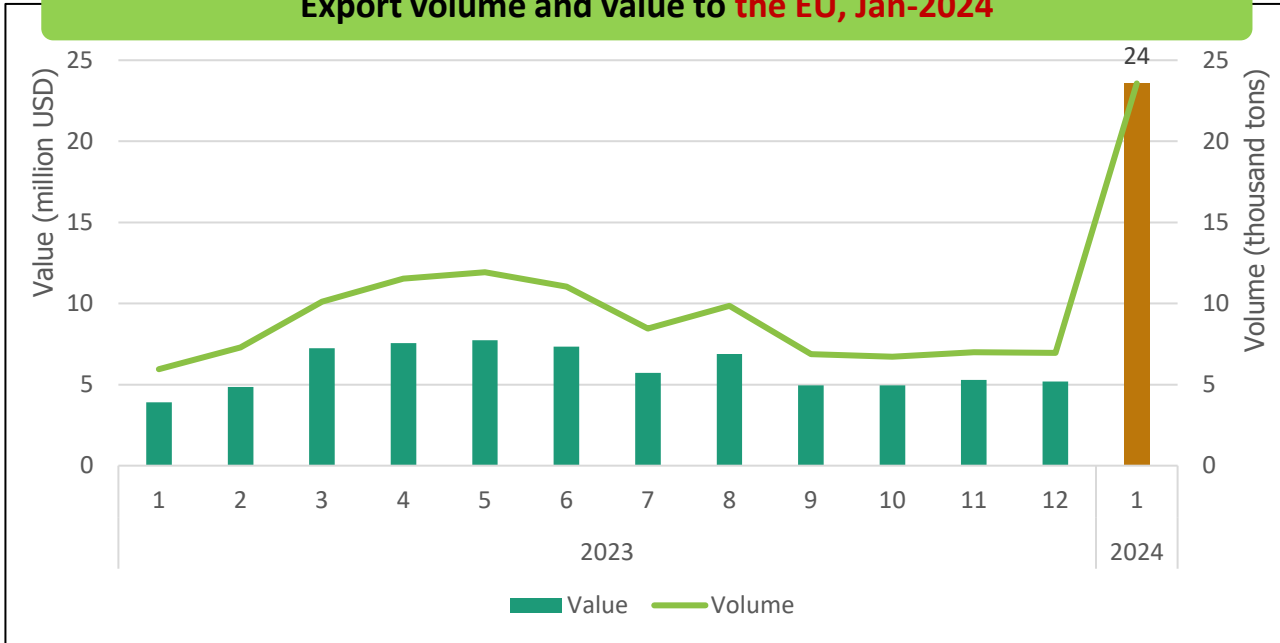
*Source: cbi.eu*





# RICE

## Export volume and value to the EU, Jan-2024



## Export results to the EU, Jan-2024

**VALUE**  
**23.6** million USD \$

↗ Increase **353.6%** compared to Dec-2023

↗ Increase **502.5%** compared to Jan-2023

↑ **17.6 million USD** more than the monthly average rate in 2023

❖ **32.9%** of total 2023

**VOLUME**  
**23.6** thousand tons

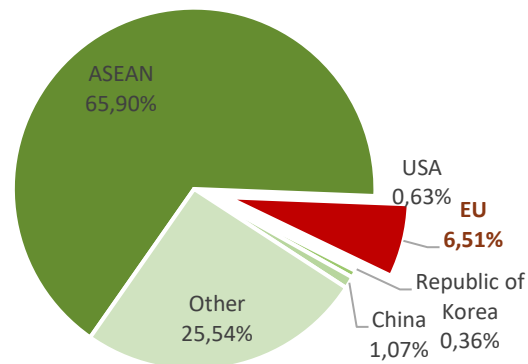
↗ Increase **239.0%** compared to Dec-2023

↗ Increase **295.7%** compared to Jan-2023

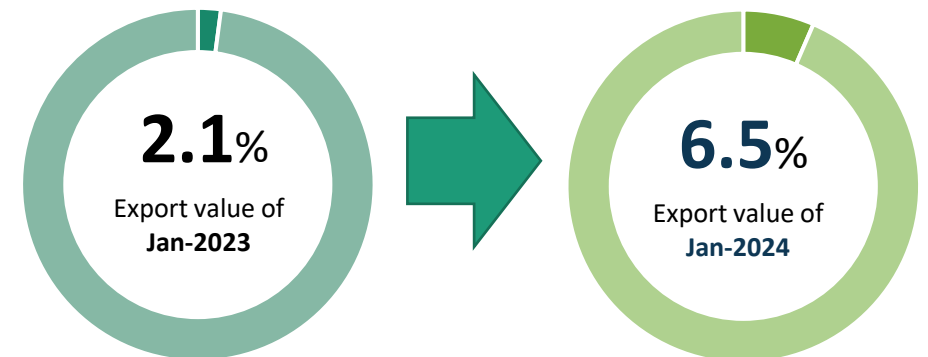
↑ **14.9 thousand tons** more than the monthly average rate in 2023

❖ **22.7%** of total 2023

## Percentage of export value to the EU, Jan-2024



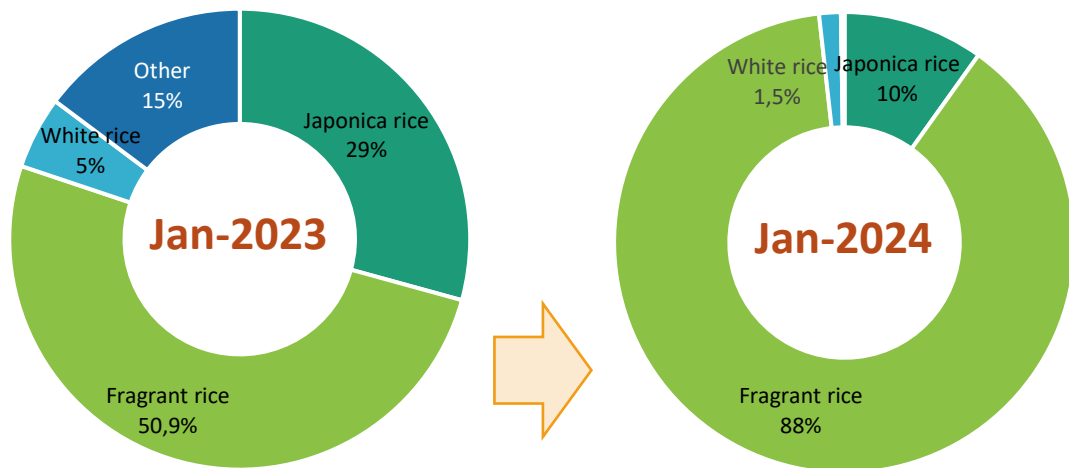
## Changes in percentage of export value to the EU, Jan-2024



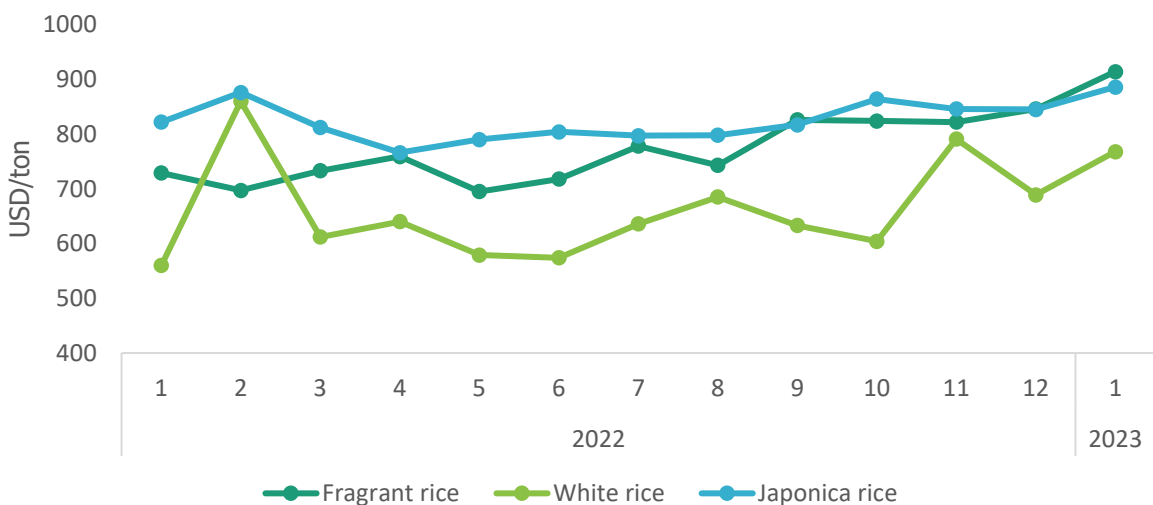


# RICE

## Structure of exports by products to the EU, Jan-2024



## Average export price to the EU, Jan-2024



## Export results to the EU, Jan-2024



### Fragrant rice

Value: **20.8** million USD  
 Increase **1061%** compared to Dec-2023  
 Increase **946%** compared to Jan-2023

### Japonica rice

Value: **2.3** million USD  
 Increase **5%** compared to Dec-2023  
 Increase **103%** compared to Jan-2023

### White rice

Value: **0.4** million USD  
 Decrease **66%** compared to Dec-2023  
 Increase **80%** compared to Jan-2023

### Japonica rice

The average export price in Jan-2024 is **886** USD/ton; **increases 5%** compared to the previous month; and **increases 8%** compared to the same month of 2023.

### Fragrant rice

The average export price in Jan-2024 is **914** USD/ton; **increases 8%** compared to the previous month; and **increases 25%** compared to the same month of 2023.

### White rice

The average export price in Jan-2024 is **768** USD/ton; **increases 11%** compared to the previous month; and **increases 37%** compared to the same month of 2023.



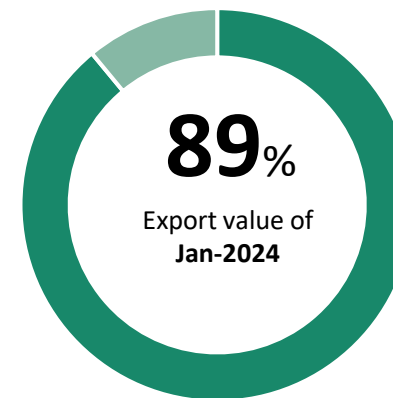


# RICE

## TOP 5 export enterprises by value to the EU, Jan-2024



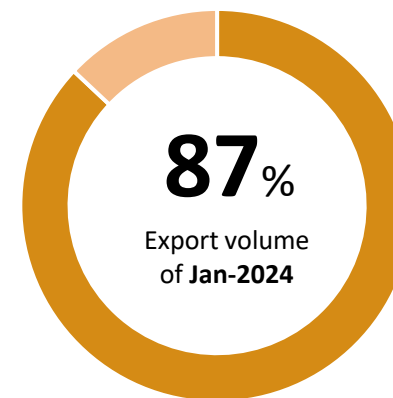
## Value ratio of TOP 5 export enterprises to the EU, Jan-2024



## TOP 5 export enterprises by volume to the EU, Jan-2024



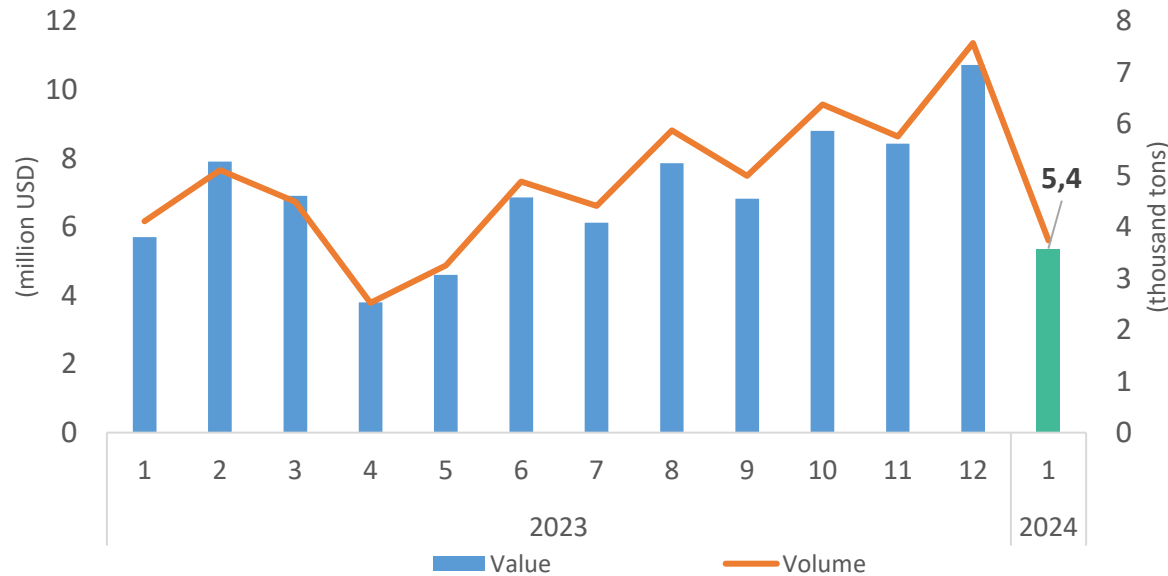
## Volume ratio of TOP 5 export enterprises to the EU, Jan-2024





# RUBBER

## Export volume and value to the EU, Jan-2024



## Export results to the EU, Jan-2024

### VALUE

**5.36** million USD

↘ Decrease **50.0%** compared to Dec-2023

↘ Decrease **6.1%** compared to Jan-2023

↓ **3.95** million USD less than the monthly average rate in 2023

### VOLUME

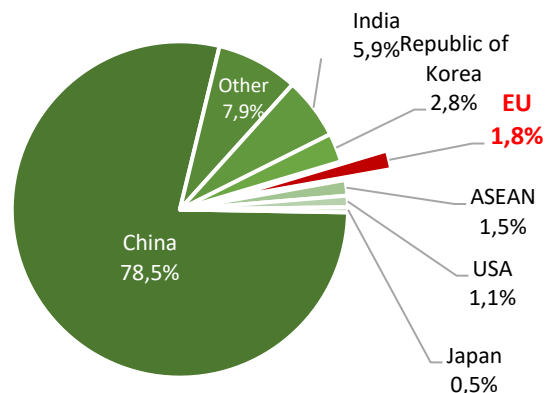
**3.73** thousand tons

↘ Decrease **50.7%** compared to Dec-2023

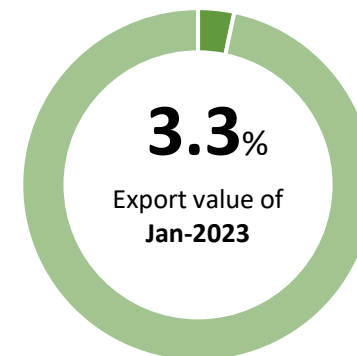
↘ Decrease **9.1%** compared to Jan-2023

↓ **2.07** thousand tons less than the monthly average rate in 2023

## Percentage of export value to the EU, Jan-2024



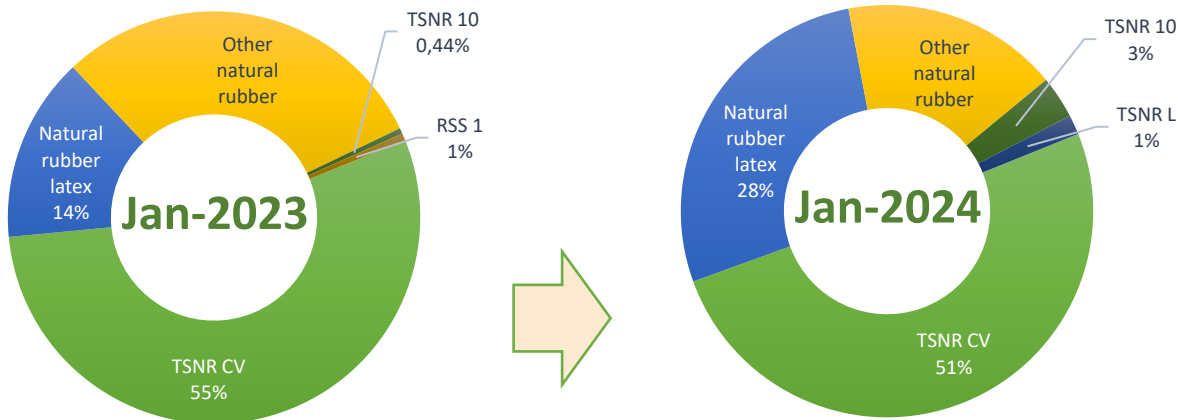
## Changes in percentage of export value to the EU, Jan-2024



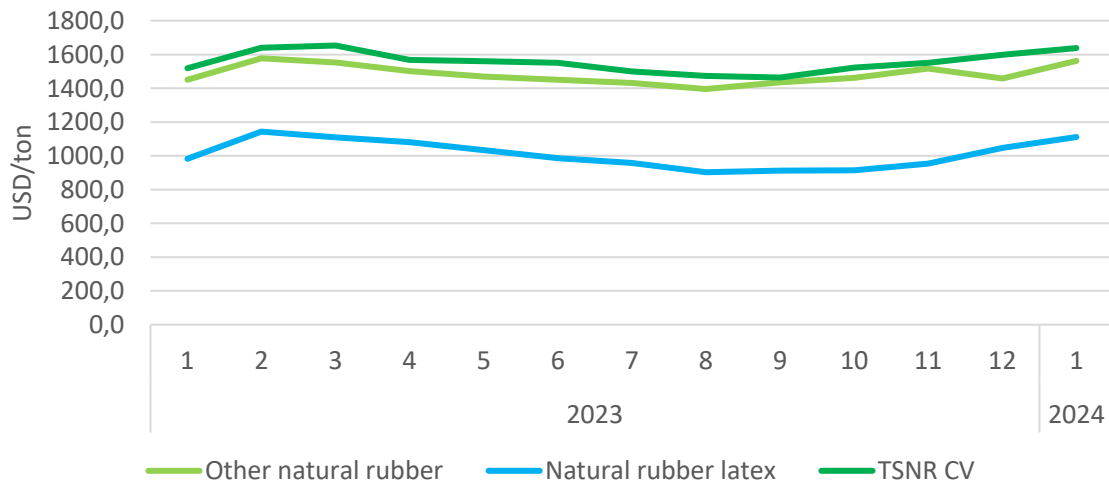


# RUBBER

## Structure of exports by products to the EU, Jan-2024



## Average export price to the EU, Jan-2024



## Export results to the EU, Jan-2024



### Other natural rubber

Value: **0.91** million USD

Decrease **58.3%** compared to Dec-2023

Decrease **46.5%** compared to Jan-2023



### TSNR CV

Value: **2.71** million USD

Decrease **48.8%** compared to Dec-2023

Decrease **13.0%** compared to Jan-2023



### Natural rubber latex

Value: **1.48** million USD

Decrease **36.7%** compared to Dec-2023

Increase **78.2%** compared to Jan-2023

### Other natural rubber

The average export price in Jan-2024 is **1.563** USD/ton; **increases 7.1%** compared to the previous month; and **increases 7.7%** compared to the same month of 2023

### TSNR CV

The average export price in Jan-2024 is **1.639** USD/ton; **increases 2.5%** compared to the previous month; and **increases 8.0%** compared to the same month of 2023

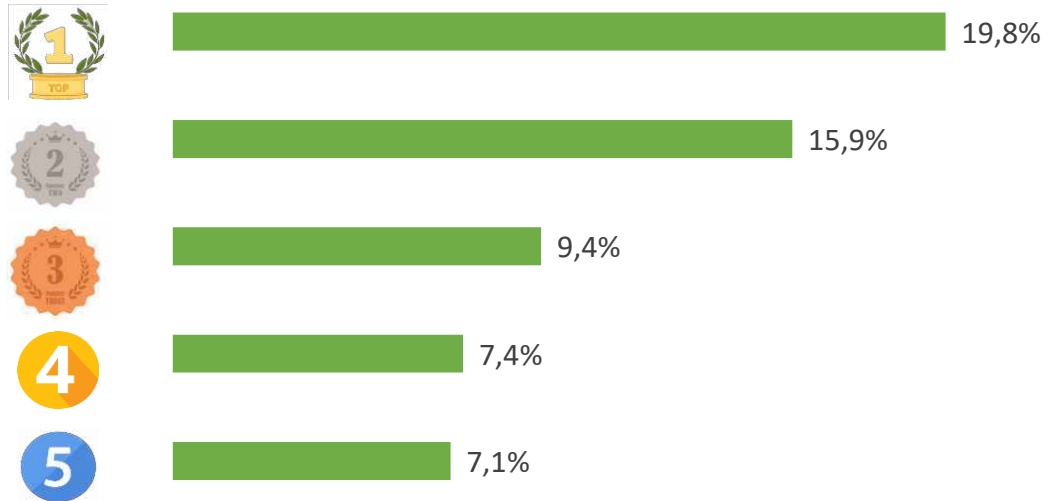
### Natura rubber latex

The average export price in Jan-2024 is **1.112** USD/ton; **increases 6.2%** compared to the previous month; and **increases 13.3%** compared to the same month of 2023

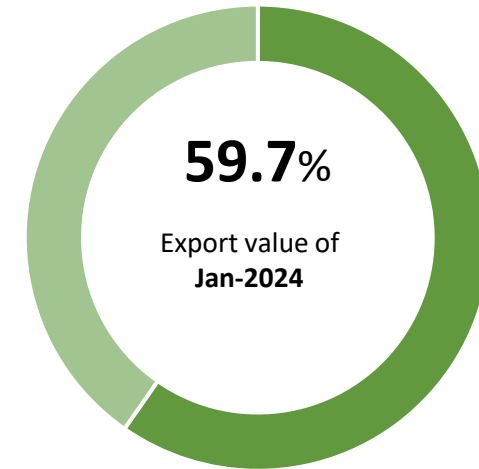


# RUBBER


## TOP 5 export enterprises by value to the EU, Jan-2024



## Value ratio of TOP 5 export enterprises to the EU, Jan-2024



## Changes in percentage of export value by countries, Jan-2024





## SPOTLIGHTS

According to the German Rubber Association (WDK), the country's rubber output in 2023 decreased by 5% compared to the same period last year, as domestic producers face high energy costs and bureaucratic challenges. Tire production in 2023 in the country decreased by 6% over the same period to 470 thousand tons, while technical rubber production decreased by 4.2% to 1.15 million tons. However, sales were up 10% year-on-year at 11.4 billion euros, mainly reflecting higher prices in the tire and auto segments.

For 2024, WDK expects “parallel growth in revenue and sales,” which could deliver sales growth of 1% to 2%.

*Source: European Rubber Journal 2024*

The European Tire and Rubber Manufacturers Association (ETRMA) announced that major Italian tire manufacturer Prometeon Tire Group Srl (PTG) is officially a member of the ETRMA Association. With the addition of PTG as a member, ETRMA is now the representative of 13 global tire manufacturers, all of which have branches in Europe.

*Source: [etrma.org](http://etrma.org)*





Any comments. please send to:

**INFORMATION CENTER FOR AGRICULTURE AND RURAL DEVELOPMENT**  
INSTITUTE OF POLICY AND STRATEGY FOR AGRICULTURE AND RURAL DEVELOPMENT

Address: *16 Thuy Khue Street. Thuy Khue Wd.. Tay Ho Dist.. Hanoi*

Email: [thongtinhitruong@ipsard.gov.vn](mailto:thongtinhitruong@ipsard.gov.vn); [info@agro.gov.vn](mailto:info@agro.gov.vn)

Website: <http://agro.gov.vn/>

