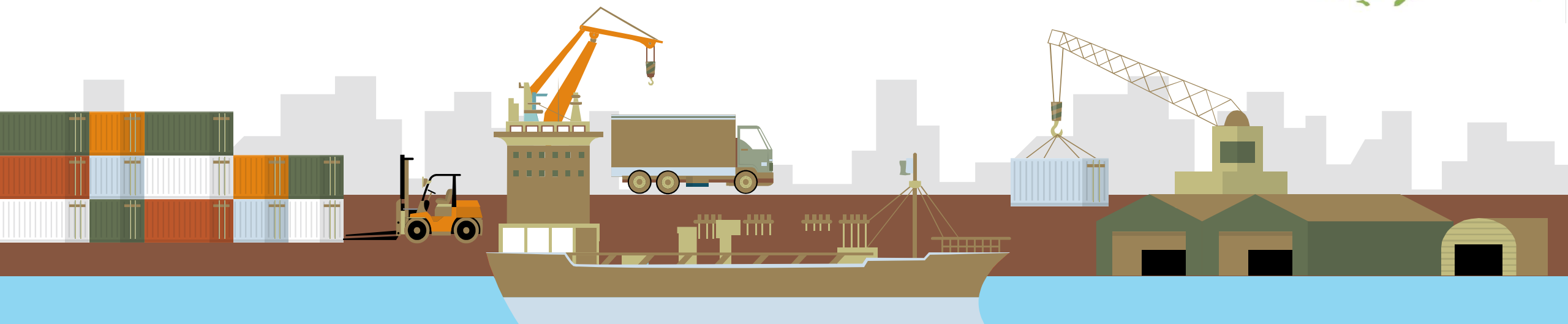


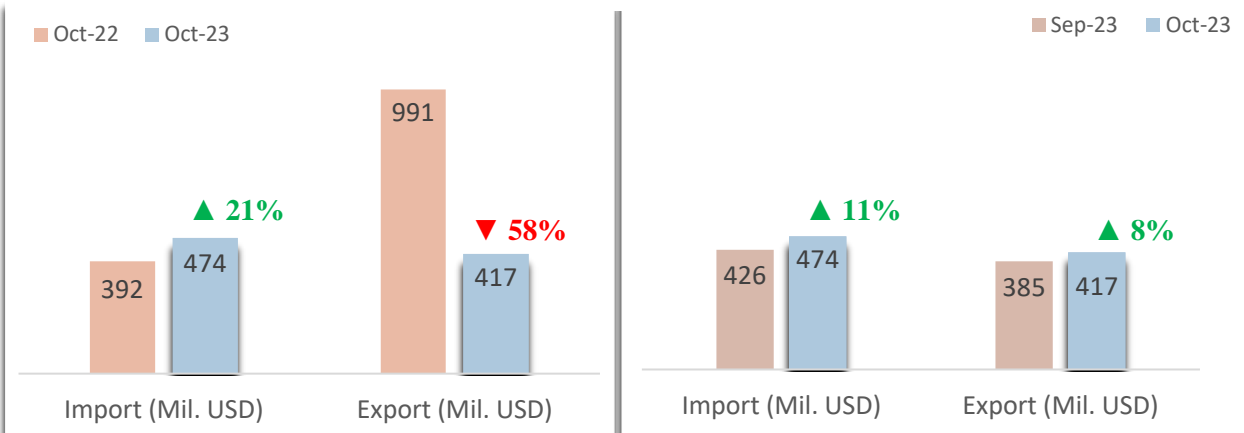
MONTHLY REPORT ON AGRI-PRODUCT EXPORT

FROM VIETNAM TO **ASEAN MARKET**

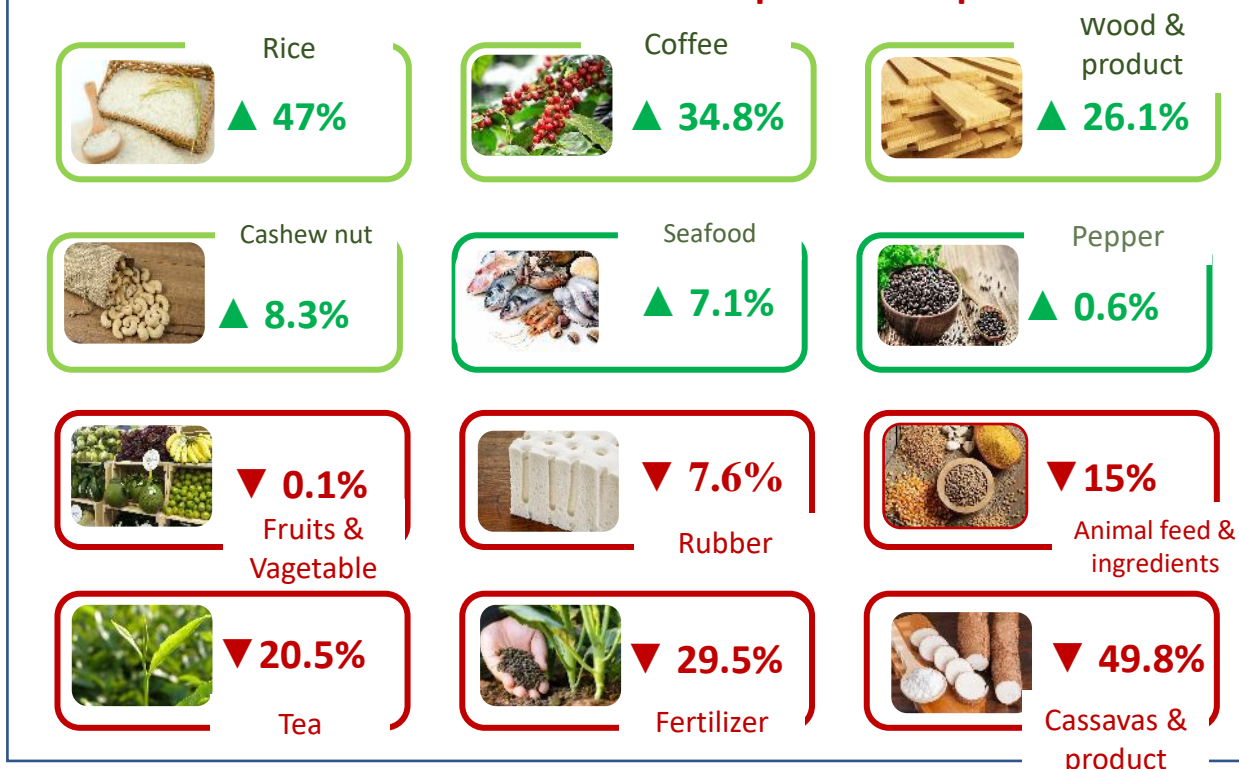


THE SITUATION OF AGRO-FORESTRY-FISHERY (AFF) PRODUCT EXPORT FROM VIETNAM TO THE ASEAN IN OCTOBER 2023

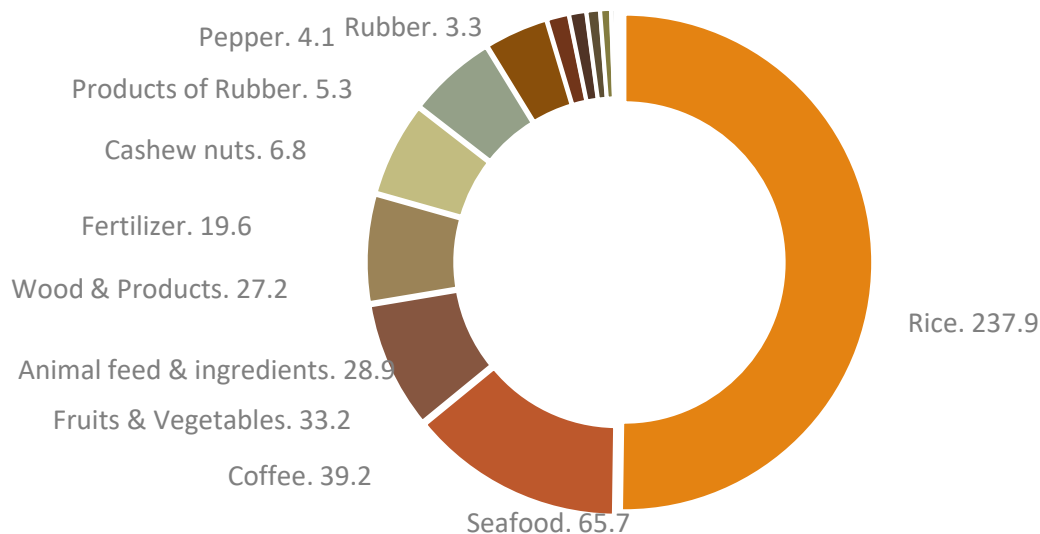
AFF products Import- Export turnover between Vietnam – ASEAN, Oct-2023



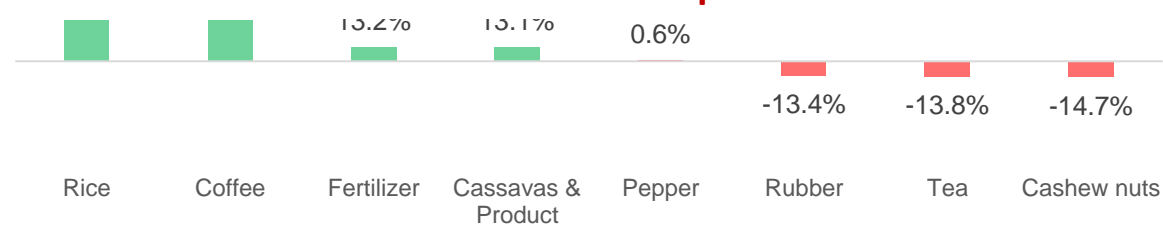
Changes in key product export value to the ASEAN in Oct-2023 compared to Sep-2022




AFF key product export value to the ASEAN, Oct-2023



Change in average export value of key AFF products to the ASEAN in Oct-2023 compared to Oct-2022





ASEAN continues to be China's top trading partner

ASEAN continues to be China's top trading partner.

According to China Customs, in the first 10 months of 2023, ASEAN maintained its position as China's leading trade partner, with a turnover of more than 720 billion USD, accounting for 15.2% of the country's total foreign trade turnover.

In October 2023, China's import value increased again, especially in energy, minerals, electronic components, and agricultural products. This recovery opens up great opportunities for ASEAN countries as China commits to expanding its import market and increasing international trade activities.

Source: aecvcci.vn



Southeast Asian farmers apply agricultural technology to boost production and reduce environmental impact

Southeast Asian farmers apply agricultural technology to boost production and reduce environmental impact.

Southeast Asia is an important contributor to the world's agricultural supply, with key products being palm oil, rice, and seafood. However, unsustainable production leads to signs of degradation of resources such as land and water and affects the environment in this area.

According to Tech Collective, Southeast Asian farmers need to use agricultural technologies (agritech) in production activities. Agricultural technologies help farmers reduce water waste, reduce greenhouse gas emissions, and protect biodiversity and soil health. Agritech solutions include management platforms, supply chain and inventory

recording options, GPS services, monitoring tools, and sustainable farming solutions.

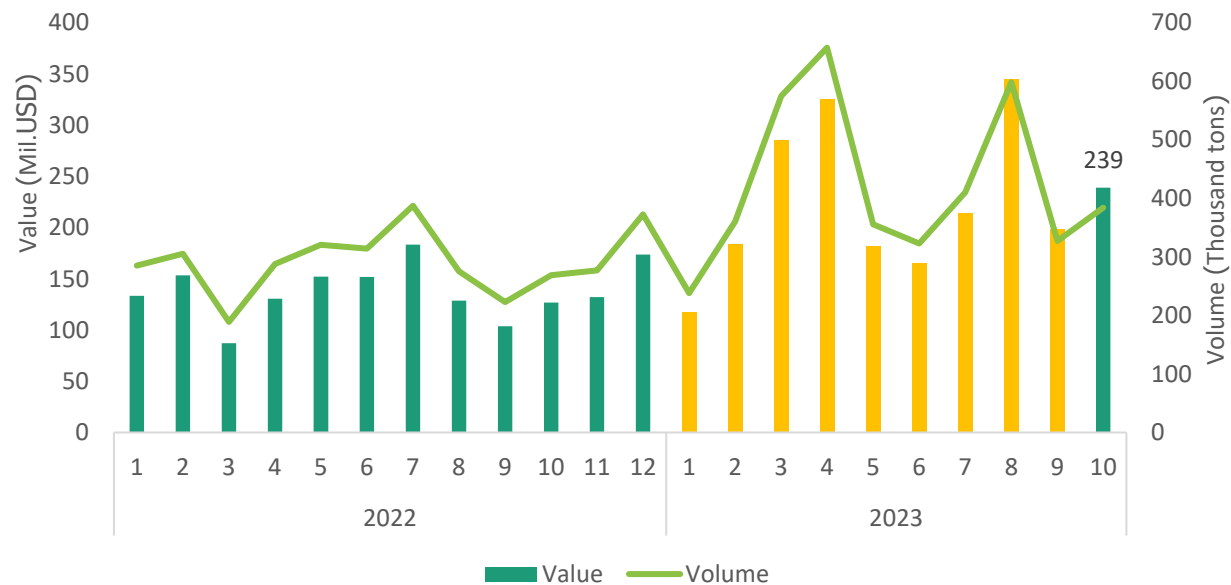
The three key impacts of agritech on agriculture in Southeast Asia are (1) precision farming to enhance production efficiency, (2) fostering sustainable farming practices, and (3) improving farmers' access to better financial resources.

Source: Vietnam Economic Journal



RICE

Export volume and value of rice the ASEAN, Oct-2023



Export results the ASEAN, Oct-2023

VALUE
239.1 Mil.USD

↗ Increase **20.4%** compared to Sep-2023

↗ Increase **88.4%** compared to Oct-2022

↗ **100.9 mil. USD** more than the monthly average rate in 2022

◇ Accumulated ten months of 2023 reaches **2.3 Bil USD, 136.2%** of the total 2022

VOLUME
384.4 thousand tons

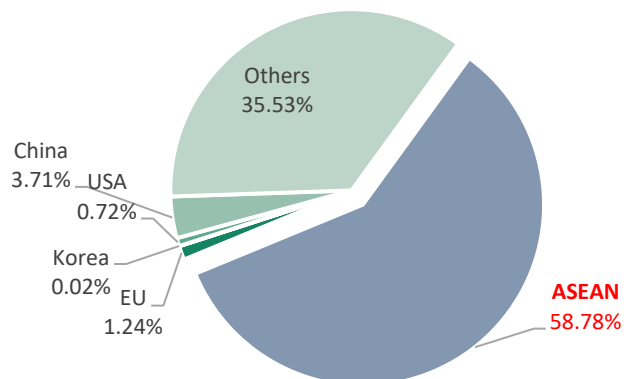
↗ Increase **17.5%** compared to Sep-2023

↗ Increase **43.0%** compared to Oct-2022

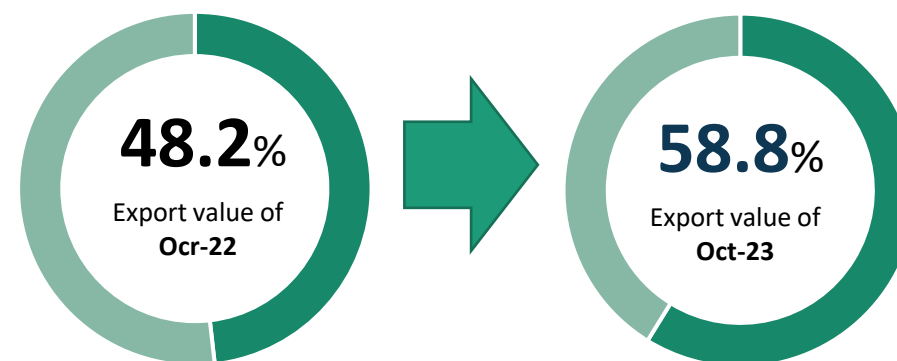
↗ **92.2 thousand tons** more than the monthly average rate in 2022

◇ Accumulated ten months of 2023 reaches **4.2 Bil tons, 120.7%** of the total in 2022.

Percentage of export value the ASEAN, Oct-2023



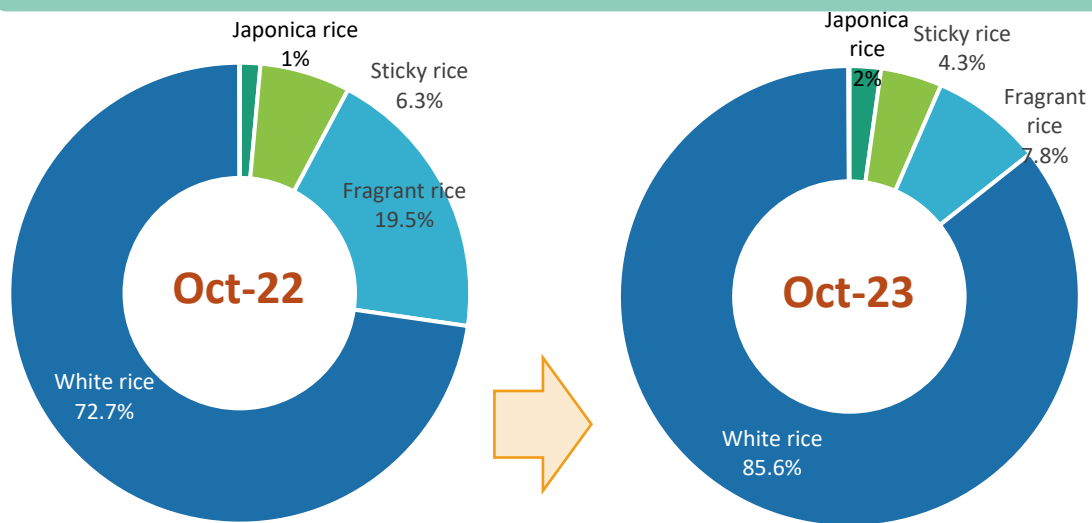
Changes in the percentage of export value the ASEAN, Oct-2023





RICE

Structure of exports by products to the ASEAN, Oct-2023



Average export rice price the ASEAN, Oct-2023



White rice

Value: **204.6** Mil USD
 Increase **28%** compared to Sep-2023
 Increase **71%** compared to Oct-2022

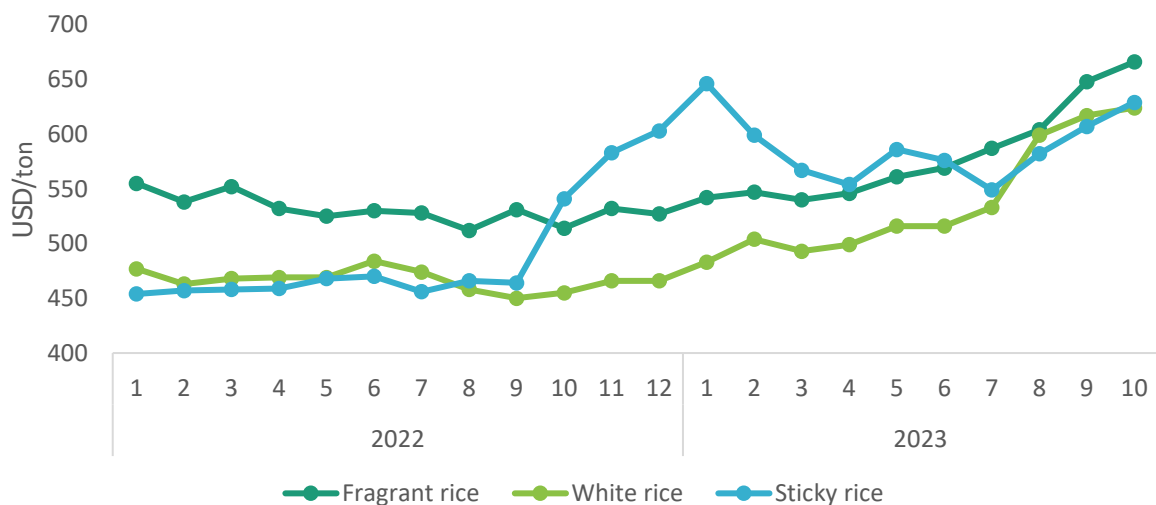
Fangrant rice

Value: **18.8** Mil.USD
 Decrease **16%** compared to Sep-2023
 Decrease **42%** compared to Oct-2022

Sticky rice

Value: **10.3** Mil USD
 Increase **103%** compared to Sep-2023
 Decrease **2%** compared to Oct-2022

Average export rice price to the ASEAN, Oct-2023



Sticky rice

The average export price in Oct-2023 is **629** USD/ton; **increase 4%** compared to the previous month and **increase 16%** compared to the same month of 2022.

Fragrant rice

The average export price in Oct-2023 is **666** USD/ton; **increase 3%** compared to the previous month and **increase 30%** compared to the same month of 2022.

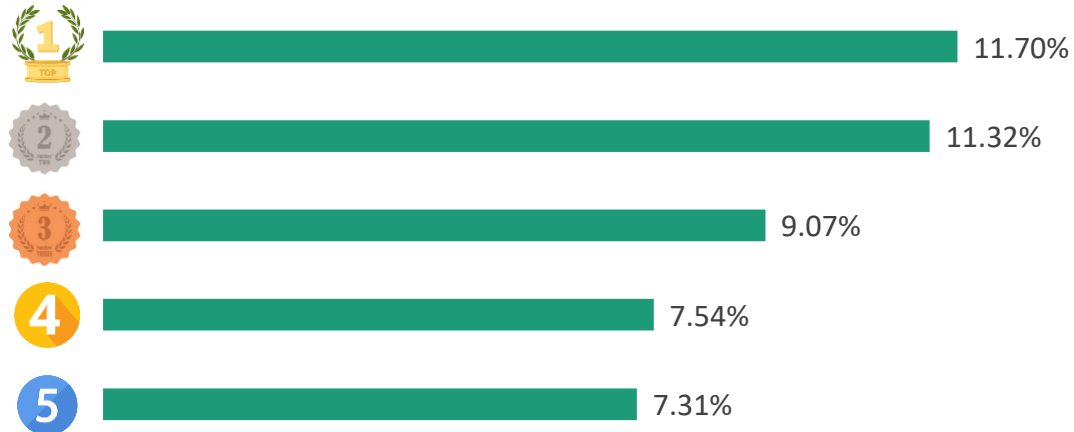
White rice

The average export price in Oct-2023 is **624** USD/ton; **increase 1%** compared to the previous month and **increase 37%** compared to the same month in 2022.

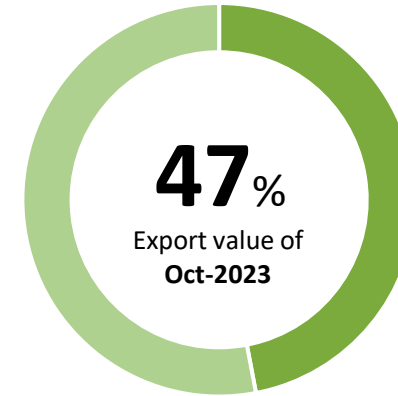


RICE

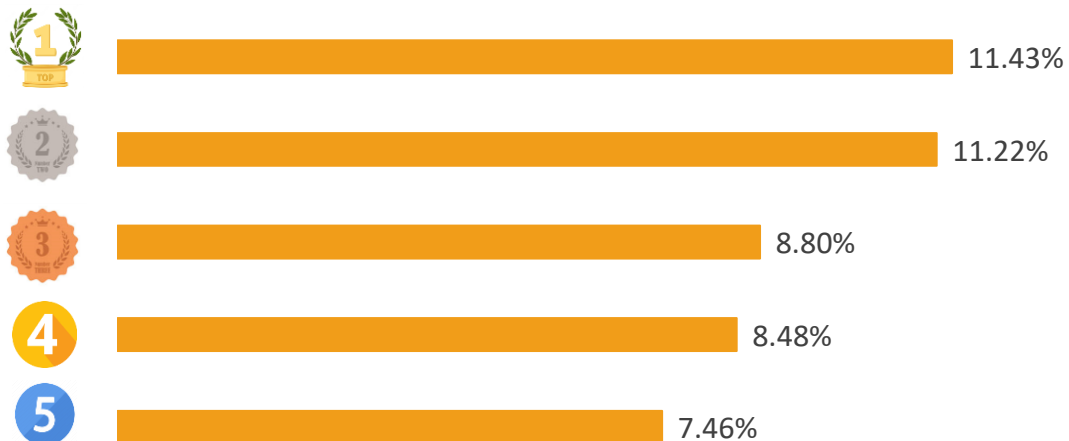
TOP 5 export enterprises by value to the ASEAN, Oct-2023



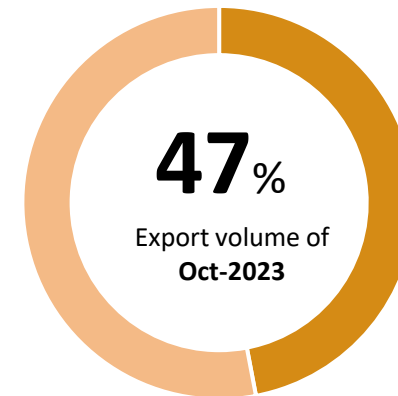
Value ratio of TOP 5 export enterprises to the ASEAN, Oct-2023



TOP 5 export enterprises by volume to the ASEAN, Oct-2023



Volume ratio of TOP 5 export enterprises to the ASEAN, Oct-2023





RICE

SPOTLIGHTS

01

The Indonesian National Logistics Agency (Bulog) has signed a contract to import 1 million tons of rice from the total assigned additional quota of 1.5 million tons from 4 countries: Thailand, Vietnam, Pakistan, and Myanmar. According to Bulog, the import is being conducted to increase the Indonesian government's rice reserves until 2024. Bulog will import rice from any country that meets the standard requirements.

Source: Congthuong.vn

02

According to the Philippine Statistics Authority, this country's rice output in the third quarter of 2023 is estimated at 3.79 million tons, down 10.58% compared to 4.24 million tons in the previous quarter but up 0.21% compared to the same period last year. In the first nine months of 2023, the Philippines produced 12.82 million tons of rice, 2.31% higher than 12.53 million tons in the same period last year.

Source: Manilatimes.net

03

Malaysia has set the goal of achieving a 75% self-sufficiency level in domestic rice supply by 2025 and 80% by 2030. The country's self-sufficiency in rice supply was at 62.6% in 2022. To attain this objective, Malaysia's Ministry of Agriculture and Food Security is focusing on increasing rice productivity through the large-scale Smart Rice Project, Mini Sekinchan, and aims to elevate the number of rice planting seasons to five within the next two years.

Source: Theedgemalaysia.com

04

According to the Cambodia Rice Association, the country exported 529,924 tons of milled rice in the first ten months of 2023, with a value of 377.5 million USD. Cambodia has exported rice to 59 countries and territories, of which China is the largest rice export market, with 177,285 tons.

Source: Xiahuanet





Rice

SPOTLIGHT

05

Thailand has increased its rice export target this year to 8.5 million tons, 0.5 million tons higher than the previous forecast, as some countries, such as the Philippines and Indonesia, increased rice orders from Thailand.

According to the Thai Rice Exporters Association, the country's rice output this year is only limitedly affected by the El Nino phenomenon. The 2023–2024 crop is expected to yield 33–34 million tons, an increase of 2 million tons compared to the same period of the previous crop.

From January to September 2023, Thailand sold 6.08 million tons of rice, an increase of 12% over the same period last year. However, in 2024, Thailand's rice exports are expected to decrease to 7.5 million tons because India, the world's leading exporter, may relax the export ban.

Source: Vtv.vn

06

Since November 28, the Thai Government will implement the "Rice Quality Management and Development Program" to encourage farmers in this country to postpone the sale of rice from the 2023 - 2024 harvest until The price of rice on the market is at a suitable level. This program is expected to cost about 56 billion Baht (about 1.6 billion USD) and pay nearly 4.7 million registered farming households. The Government will pay Rice farmers 1,000 Baht (about 700,000 VND) for every 0.16 hectares of rice.

In addition, farmers who sell rice to cooperatives for storage for 1 - 5 months will receive 500 Baht per ton of rice. At the same time, cooperatives will also receive 1,000 Baht/ton for the rice purchased for storage. Rice mills will receive a 1% discount on interest rates when purchasing rice reserves from farmers.

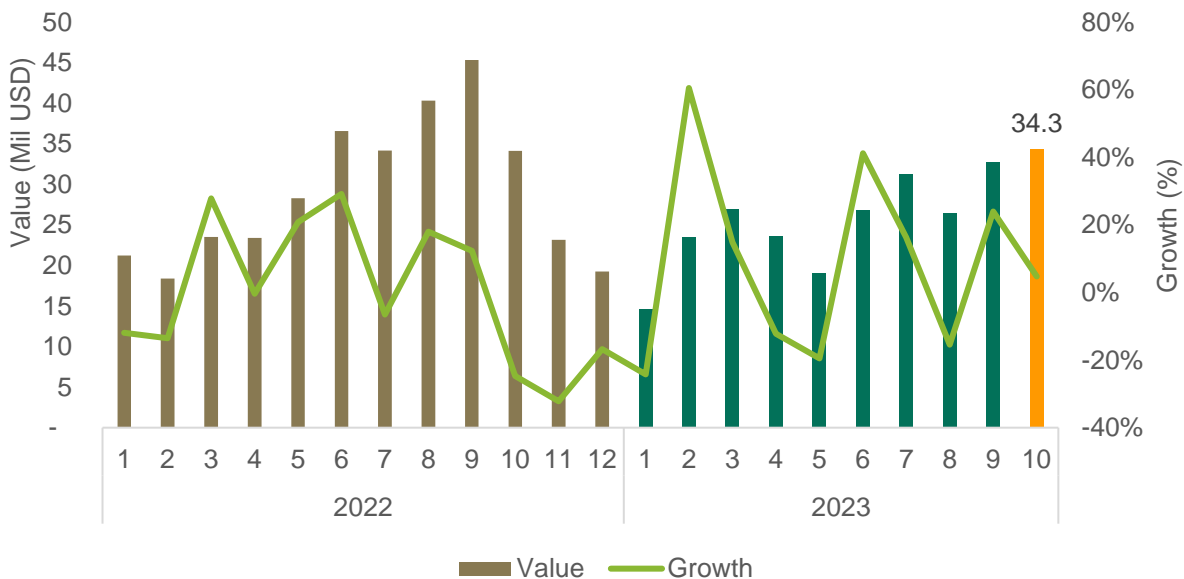
Source: Vtv.vn





FRUITS AND VEGETABLES (EXPORT)

Export value to the ASEAN, Oct-2023



Export results to the ASEAN, Oct-2023

VALUE

34.2

Mil USD

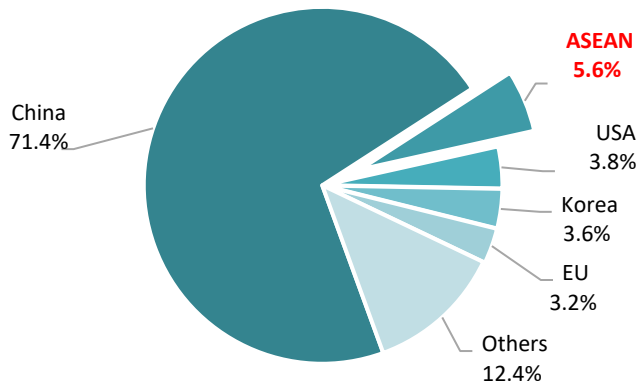
Increase **4.8%** compared to Sep-2023

Increase **0.6%** compared to Oct-2022

5.3 triệu USD more than the month average in 2022

Accumulated ten months of 2022 reaches **259.3 Mil USD**; **74.5%** of total in 2022

Percentage of export value to the ASEAN, Sep-2023



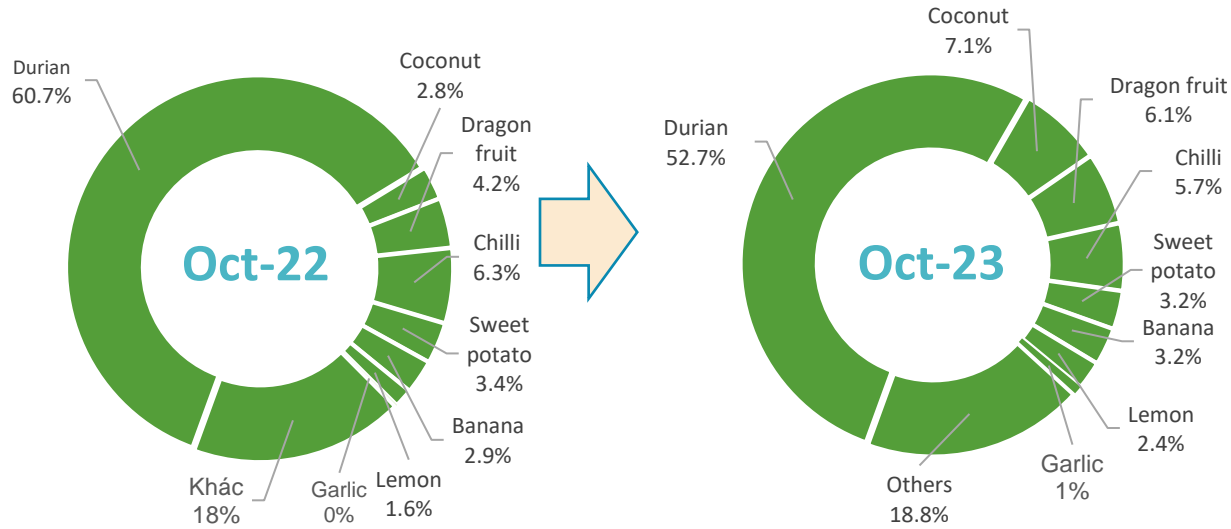
Changes in percentage of export value to the ASEAN, Oct-2023





FRUITS AND VEGETABLES (EXPORT)

Structure of exports by products to the ASEAN, Oct-2023



Export results to the ASEAN, Oct-2023



Durian

Value: **18.1** Mil USD

Decrease **1.3%** compared to Sep-2023

Decrease **12.7%** compared to Oct-2022



Coconuts

Value: **2.4** Mil. USD

Increase **48.5%** compared to Sep-2023

Increase **145.6%** compared to Oct-2022



Dragon fruit

Value: **2.1** Mil USD

Increase **62.0%** compared to Sep-2023

Increase **47.0%** compared to Oct-2022



Chili

Value: **1.96** Mil.USD

Increase **11.9%** compared to Sep-2023

Decrease **9.2%** compared to Oct-2022



Sweet patato

Value: **1.1** Mil USD

Increase **19.5%** compared to Sep-2023

Decrease **5.4%** compared to Oct-2022



Banana

Value: **1.1** Mil.USD

Decrease **8.2%** compared to Sep-2023

Increase **11.4%** compared to Oct-2022



Lemon

Value: **0.81** Mil. USD

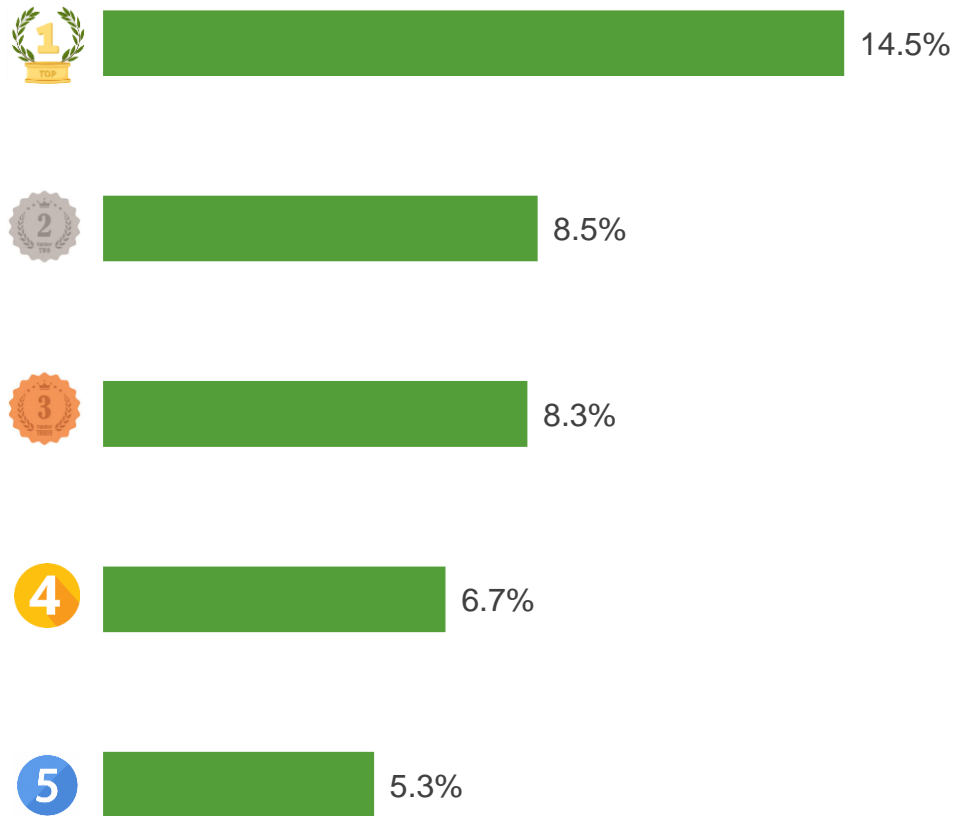
Increase **65.8%** compared to Sep-2023

Increase **52.3%** compared to Oct-2022

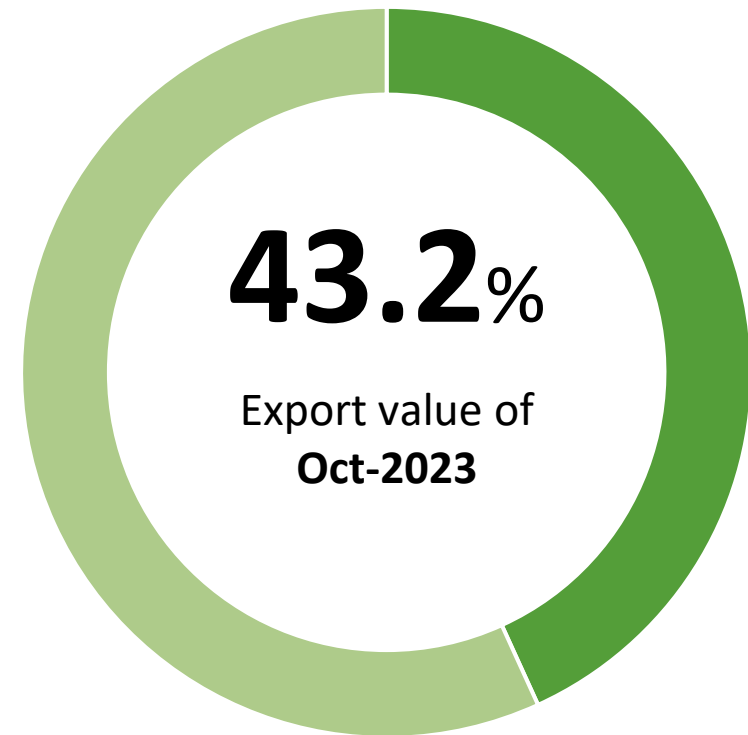


FRUITS AND VEGETABLES (EXPORT)

TOP5 export enterprises by value to the ASEAN, Oct-2023



Value ratio of TOP 5 export enterprises to the ASEAN, Oct-2023





FRUITS AND VEGETABLES (IMPORT)

Import volume and value from the ASEAN, Oct-2023



Import results from the ASEAN, Oct-2023

VALUE



20.8

triệu USD

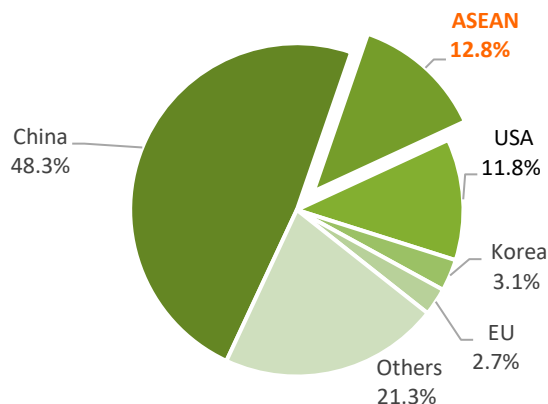
Increase **2.0%** compared to Sep-2023

Increase **8.9%** compared to Oct-2022

1.5 Mil. USD less than the monthly average in 2022

Accumulated ten months of 2023 reaches **195.1 Mil USD**; **73.0%** of the total 2022

Percentage of import value from the ASEAN, Oct-2023



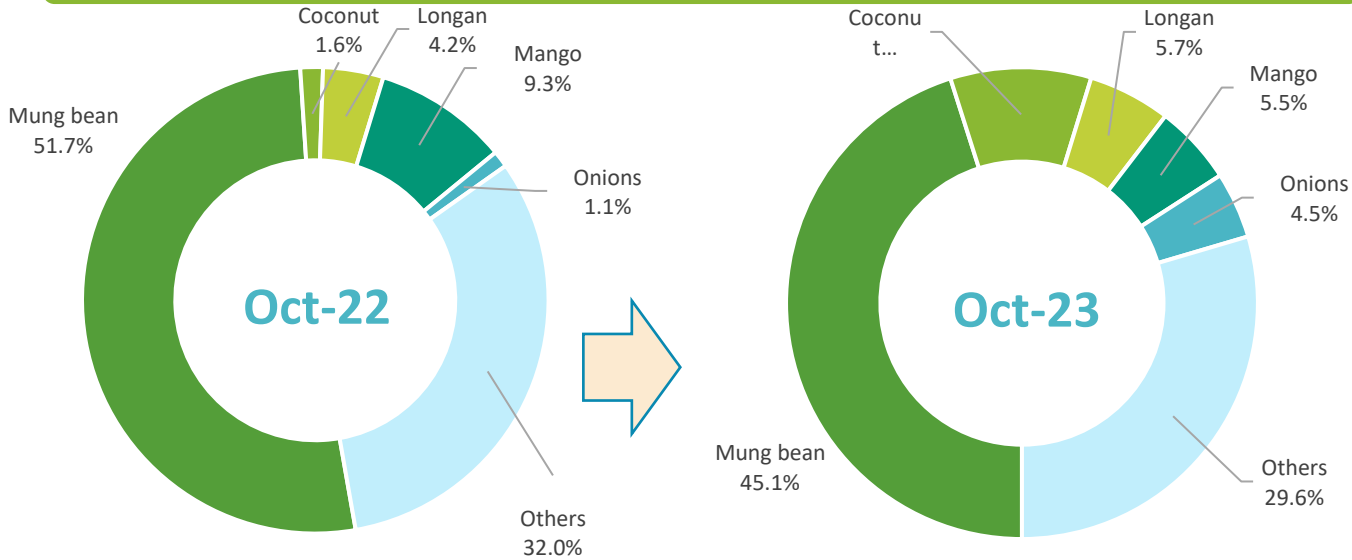
Changes in percentage of import value from the ASEAN, Oct-2023





FRUITS AND VEGETABLES (IMPORT)

Structure of imports by products from the ASEAN, Oct-2023



Longan

Value: **1.2** Mil. USD
 Decrease **30.5%** compared to Sep-2023
 Increase **47.2%** compared to Oct-2022



Mango

Value: **1.1** Mil. USD
 Increase **62.4%** compared to Sep-2023
 Decrease **36.1%** compared to Oct-2022



Onions

Value: **0.95** Mil. USD
 Increase **189.2%** compared to Sep-2023
 Increase **331.5%** compared to Oct-2022

Import results from the ASEAN, Oct-2023



Mung bean

Value: **9.4** Mil.USD
 Increase **36.1%** compared to Sep-2023
 Decrease **5.1%** compared to Oct-2022



Coconut

Value: **2.0** Mil.USD
 Increase **12.1%** compared to Sep-2023
 Increase **570.9%** compared to Oct-2022

FRUITS AND VEGETABLES

SPOTLIGHT



01

Malaysia's Royal Pahang Durian Group (RPDG) signed four cooperation agreements to promote durian exports to the Chinese market, including (1) an agreement signed with Parkview Group to establish a branch specializing in distributing distribution and retail of frozen durian in the Chinese market; (2) agreement signed with Parkview Real Estate and JD.com on a strategic cooperation framework allowing RPDG products to be sold on JD.com's platform; (3) agreement signed with SF Express on logistics cooperation strategic framework; and (4) an agreement signed with the University of Malaya (UM) on research cooperation to increase durian

Source: Guojiguoshu.com

02

Accumulated in the first ten months of 2023, Cambodia has exported 11,036 tons of fresh longan to China, surpassing Vietnam and becoming the second-largest longan exporter after Thailand. Cambodian longans are mainly exported to China from September this year to February next year. As soon as it officially exported to China, Cambodia cooperated with Alibaba to sell on the e-commerce platform.

During the Cambodian Prime Minister's visit to China in October 2023, the Cambodian Ministry of Commerce and Alibaba signed an eWTP (world e-commerce platform) cooperation agreement to support the development of the digital economy of Cambodia and create more opportunities for Cambodian small and medium-sized enterprises.

Source: Guojiguoshu.com

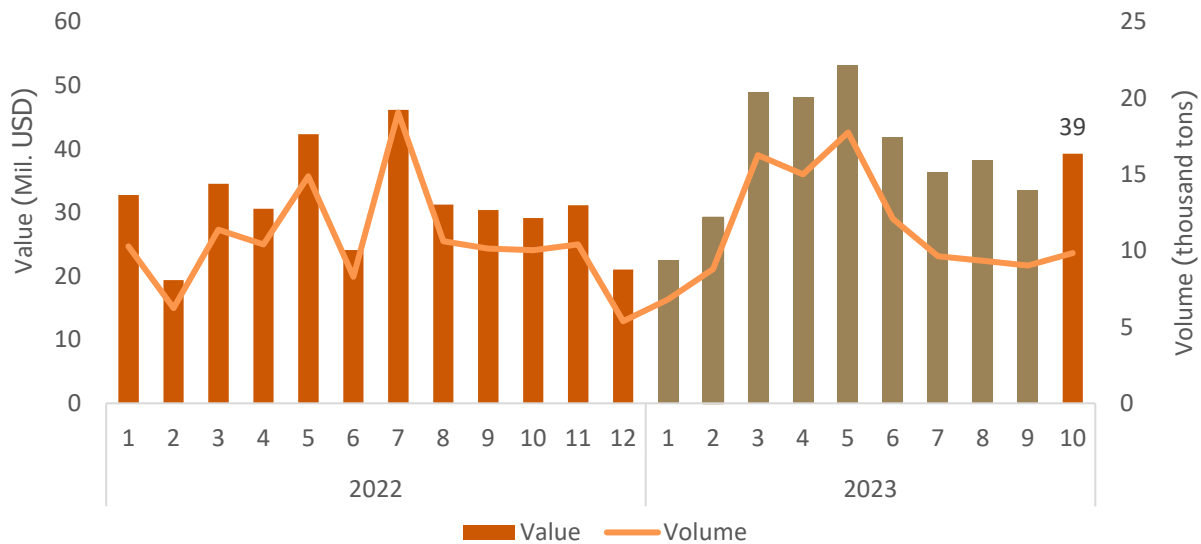
03

On November 14 and 15, 2023, the Immigration and Checkpoints Authority (ICA) and the Singapore Food Authority (SFA) discovered and seized two trucks carrying about 1.1 tons of illegally imported fruits and vegetables from Malaysia. These products do not have a valid import license.

Source: Ica.gov.sg

COFFEE

Export volume and value to the ASEAN, Oct-2023



Export results to the ASEAN, Oct-2023

VALUE
39.2 Mil. USD

↗ Increase **17%** compared to Sep-2023

↗ Increase **34.8%** compared to Oct-2022

↗ **8.2** Mil. USD more than the monthly average rate in 2022

❖ Accumulated ten months of 2023 reaches **391** Mil.USD; **104.9%** of the total 2022

VOLUME
9.8 Thousand ton

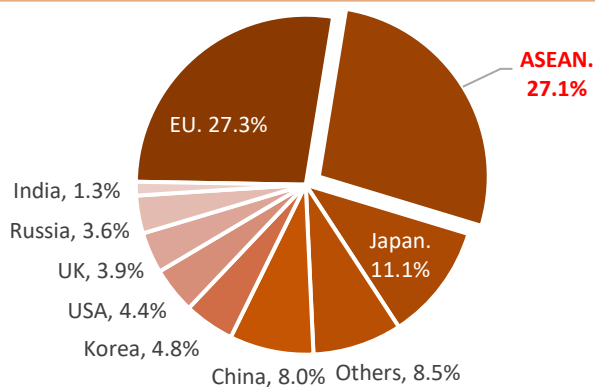
↗ Increases **9.1%** compared to Sep-2023

▼ Decrease **1.9%** compared to Oct-2022

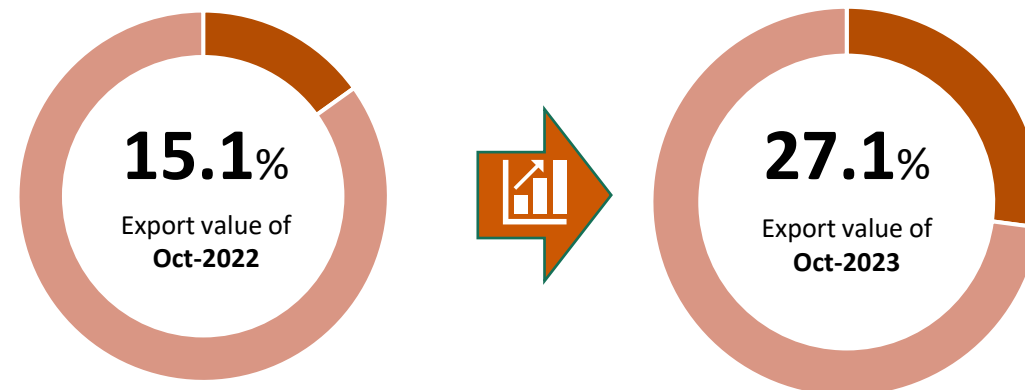
▼ **0.8** thousand tons less than the monthly average rate in 2022

❖ Accumulated ten months of 2023 reaches **114.5** thousand tons; **90.1%** of the total 2022

Percentage of export value to the ASEAN, Oct-2023

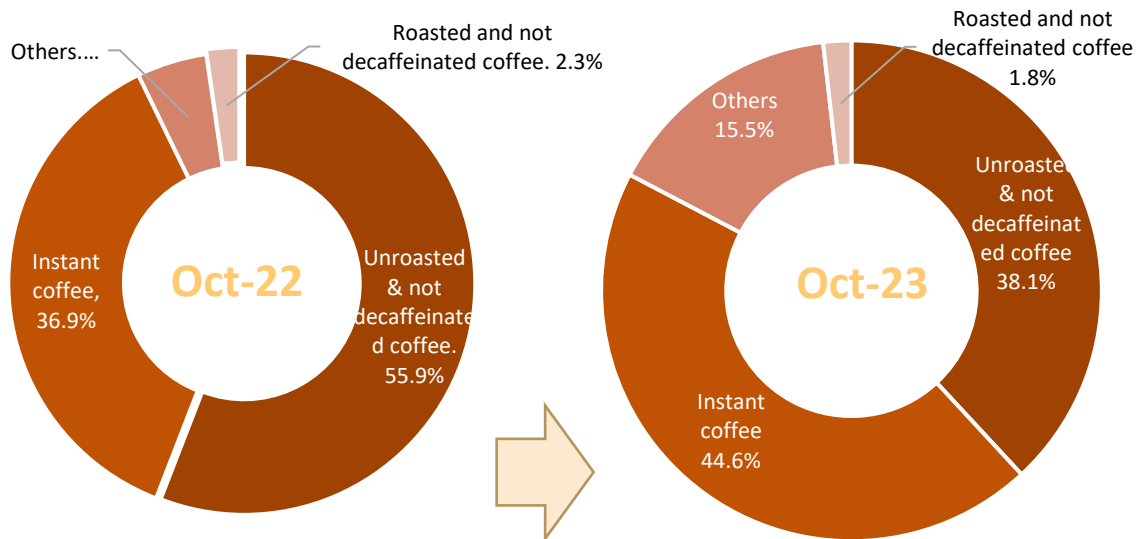


Changes in percentage of export value to the ASEAN, Oct-2023

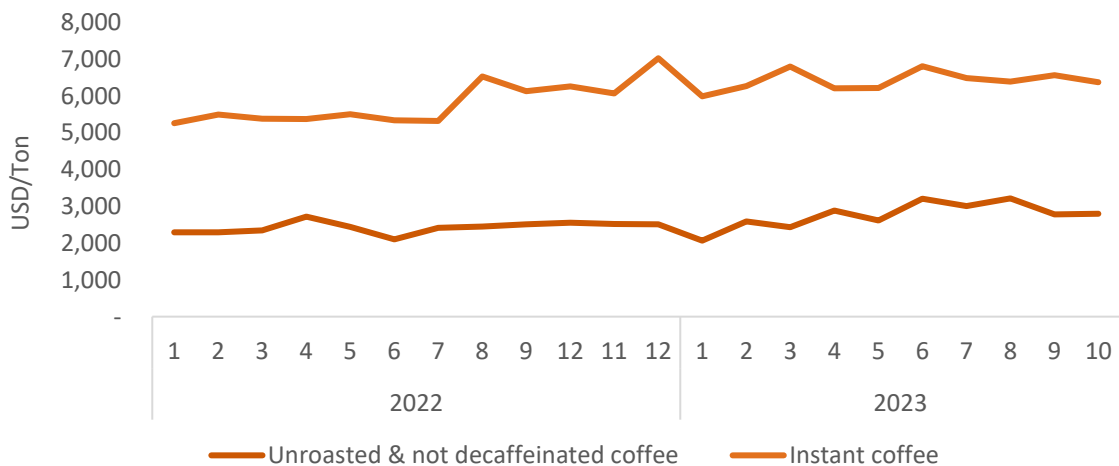


COFFEE

Structure of exports by products to the ASEAN, Oct-2023



Average export price to the ASEAN, Oct-2023



Export results to the ASEAN, Oct-2023



Unroasted & not decaffeinated coffee

Value: **14.7** Mil. USD
 Increase **8.1%** compared to Sep-2023
 Decrease **9.9%** compared to Oct-2022



Instant coffee

Value: **17.1** Mil. USD
 Increase **62.2%** compared to Sep-2023
 Increase **59.5%** compared to Oct-2022



Roasted and not decaffeinated coffee

Value: **0.7** Mil. USD
 Decrease **3.5%** compared to Sep-2023
 Increase **4.4%** compared to Oct-2022

Instant coffee

The average export price in Oct-2023 is **6,365** USD/ton; decrease **2.9%** compared to the previous month but increase **71.8%** compared to the same month of 2022.

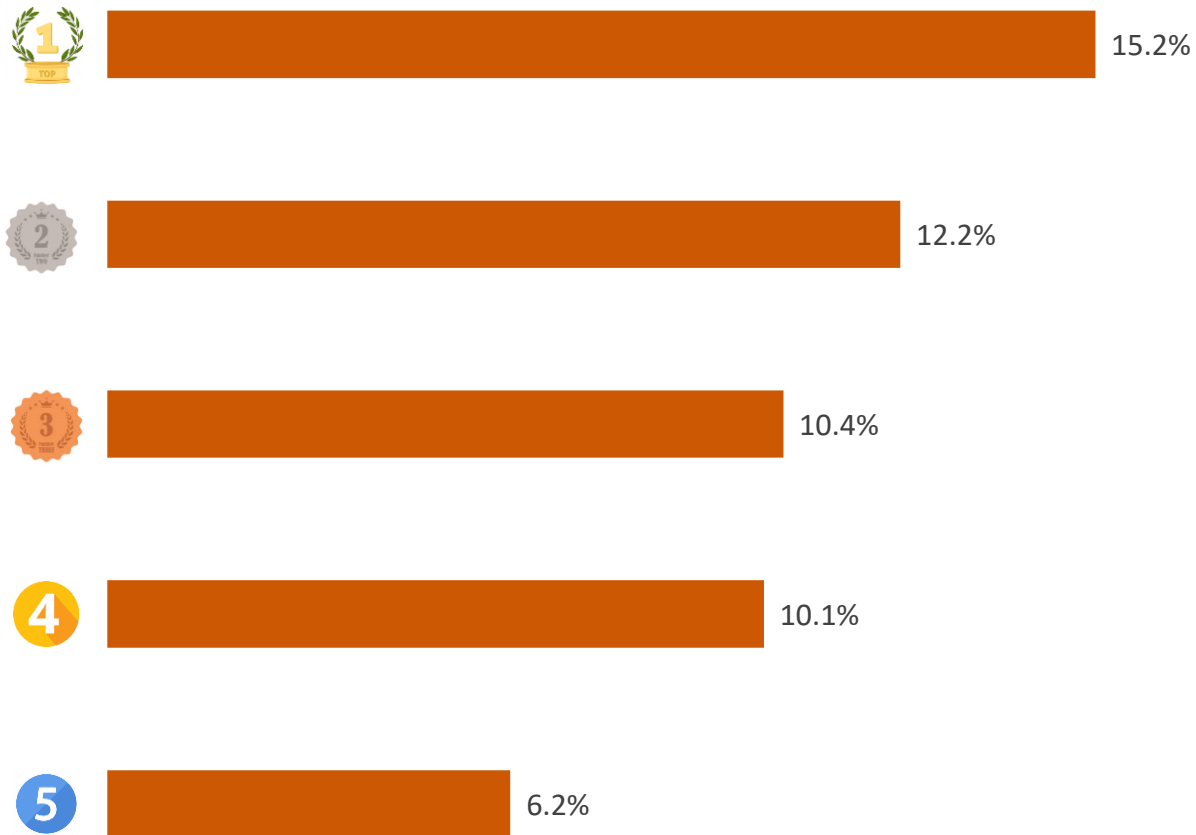
Unroasted & not decaffeinated coffee

The average export price in Oct-2023 is **2,776** USD/ton; decrease **13.6%** compared to the previous month but **10.7%** compared the same month of 2022.

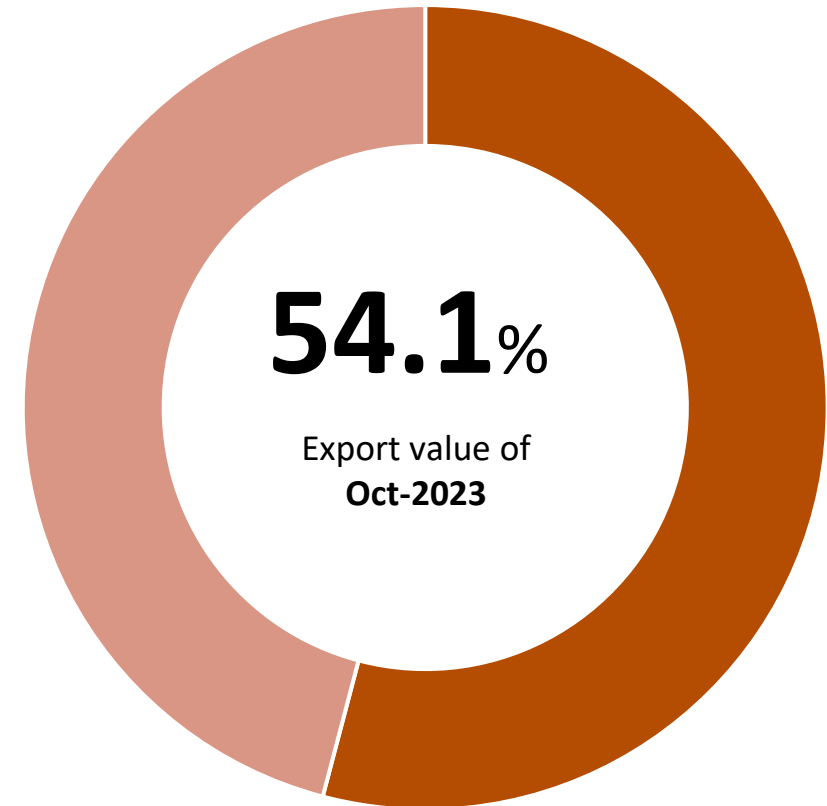


COFFEE

TOP 5 export enterprises by value to the ASEAN, Oct-2023



Value ratio of TOP 5 export enterprises to the ASEAN, Oct-2023





According to a report by the Foreign Agricultural Service (FAS) under the United States Department of Agriculture (USDA), the potential decrease in the global supply of Robusta coffee from key producing countries in Southeast Asia has prompted funds and speculative investors to return to the futures market, increasing purchases. However, the volumes are still relatively low due to caution stemming from monetary policy interest rate concerns.

In Vietnam, FAS estimates that crop production in 2023/2024 will decrease to 27.8 million bags (60kg bags) due to unfavorable weather conditions. The projected carryover stocks are estimated at 390 thousand bags.

FAS also forecasts that Indonesia's total coffee production in the 2023/2024 crop year will decrease by 18.14% compared to the 2022/2023 coffee crop, down to 9.7 million bags. Indonesia is expected to prioritize raw coffee for the domestic industry, allocating only around 5 million bags for export, marking a significant 35.02% decrease compared to the previous crop year.

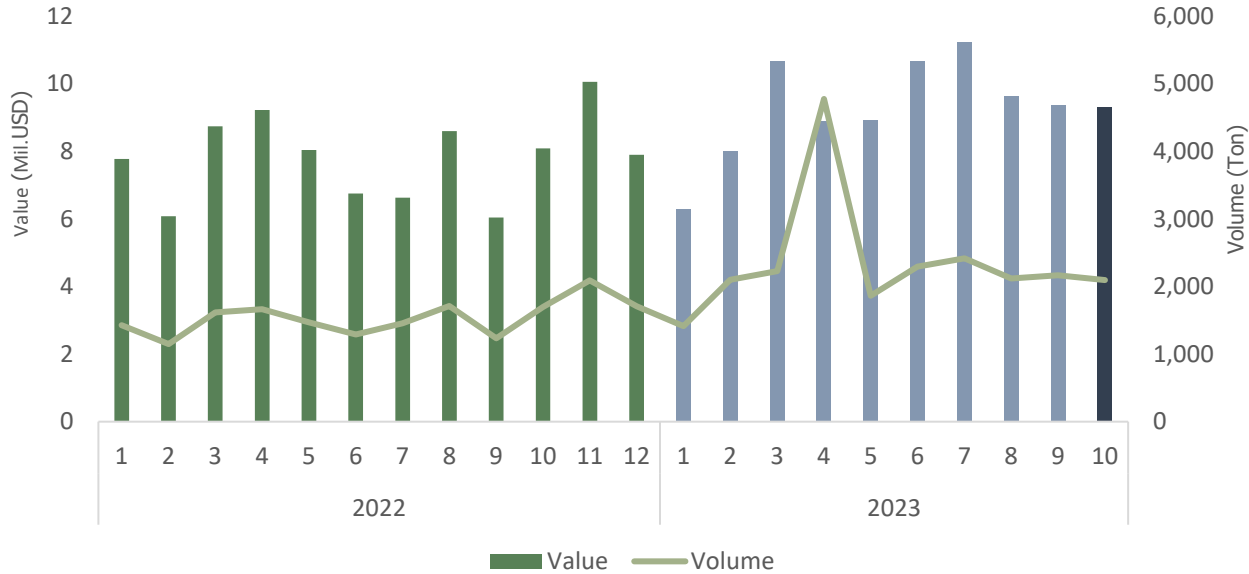
Source: congthuong.vn





CASHEW NUTS

Export volume and value to the ASEAN, Oct-2023



Export results to the ASEAN, Oct-2023

VALUE

9.3 Mil. USD

↘ Decrease **0.6%** compared to Sep-2023

↗ Increase **15%** compared to Oct-2022

↗ **1.5 Mil. USD** more than the monthly average rate in 2022

Accumulated ten months of 2023 reaches **93** Mil.USD, **99%** of the total 2022

VOLUME

2.1 thousand tons

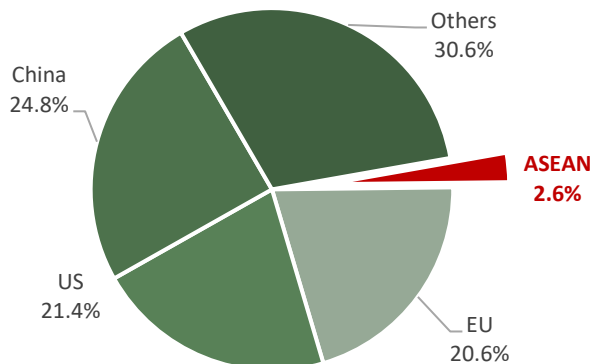
↘ Decrease **3.3%** compared to Sep -2023

↗ Increase **23%** compared to Sep-2022

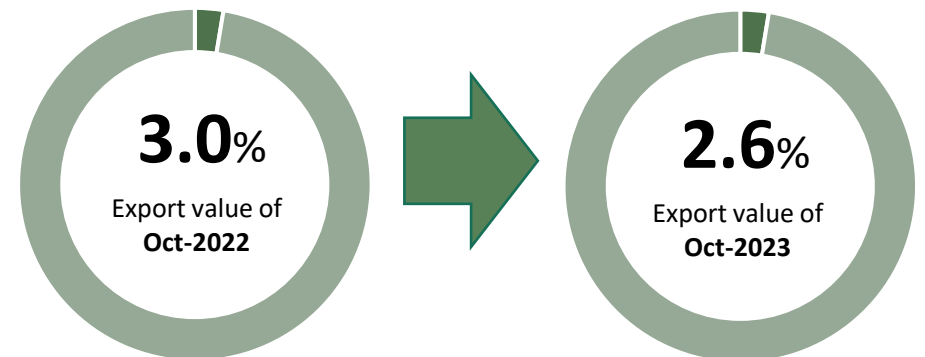
↗ **551 tons** more than the monthly average rate in 2022

Accumulated ten months of 2023 reaches **23.4** thousand tons, **127%** of the total 2022

Percentage of export value to the ASEAN, Oct-2023



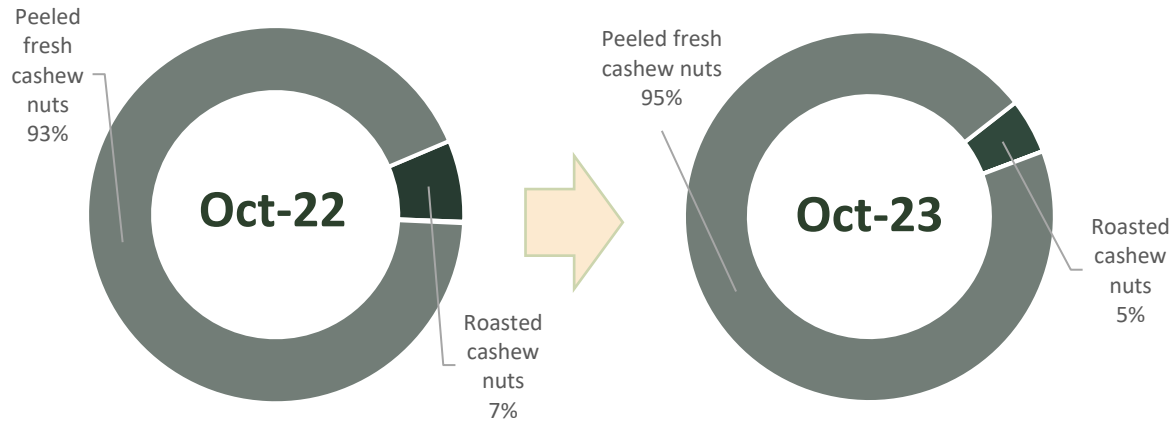
Changes in percentage of export value to the ASEAN, Oct-2023



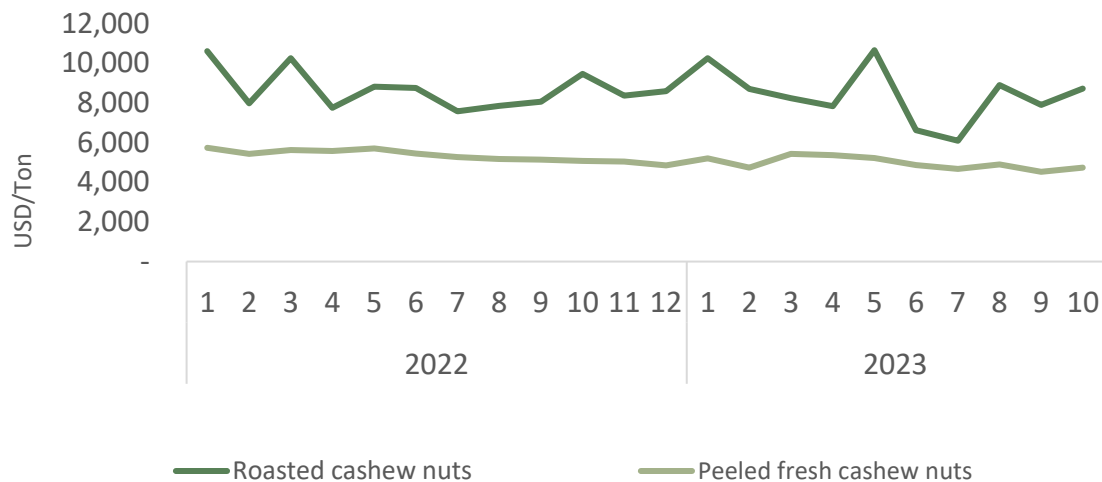


CASHEW NUTS

Structure of exports by products to the ASEAN, Oct-2023



Average export price to the ASEAN, Oct-2023



Export results to the ASEAN, Oct-2023



Peeled fresh cashew nuts

Value: **8.6** Mil. USD
 Decrease **5.6%** compared to Sep-2023
 Increase **50.7%** compared to Oct-2023



Roasted cashew nuts

Value: **0.7** Mil. USD
 Increase **58.7%** compared to Sep-2023
 Increase **110%** compared to Oct-2022

Peeled fresh cashew nuts

The average export price in Oct-2023 is **8,715** USD/ton, **increase 10.4%** compared to previous month, and **decrease 7.9%** compared the same month of 2022.

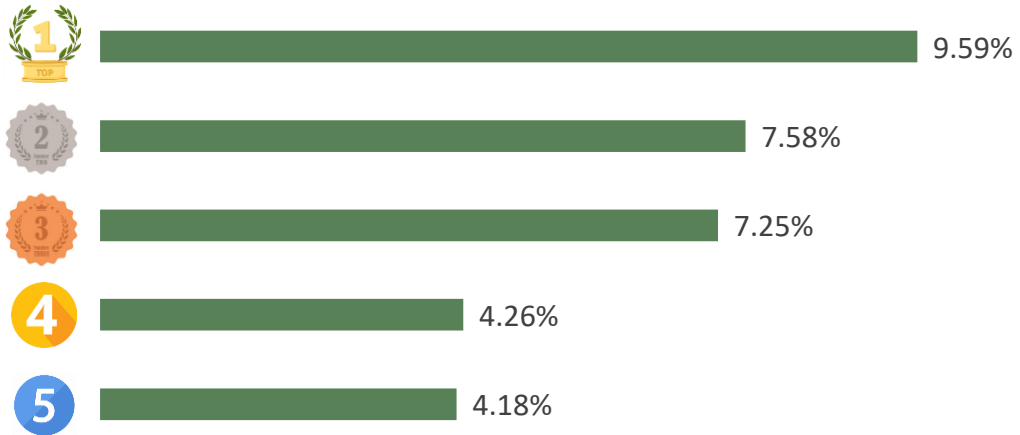
Roasted cashew nut

The average export price in Oct-2023 is **4,721** USD/ton, **decrease 7.4%** compared to previous month, and **decrease 11.7%** compared the same month of 2022.

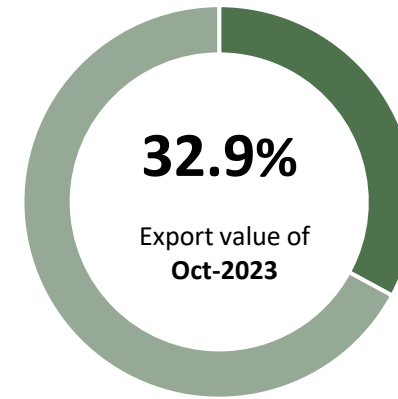


CASHEW NUTS

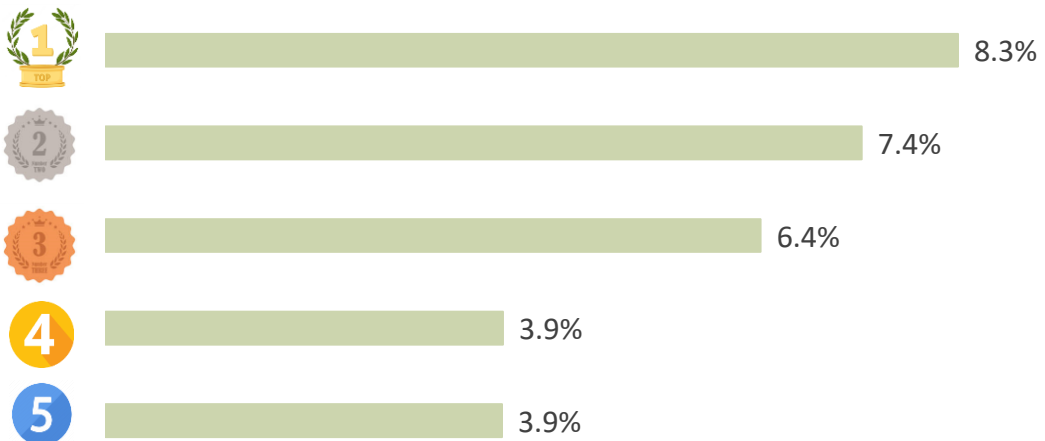
TOP 5 export enterprises by value to the ASEAN , Oct-2023



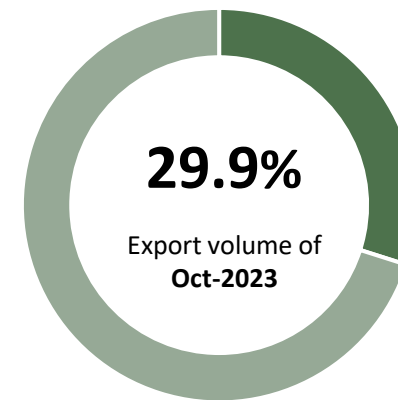
Value ratio of TOP 5 export enterprises to the ASEAN , Oct-2023



TOP 5 export enterprises by volume to the ASEAN , Oct-2023



Volume ratio of TOP 5 export enterprises to the ASEAN, Oct-2023



CASHEW NUTS

SPOTLIGHT



In the nine months of 2023, Cambodia produced 639,000 tons of raw cashew nuts. Of which, cashew exports to Vietnam reached 613.2 thousand tons, worth 829 million USD, down 16.3% over the same period in 2022

Source: Khmertimeskh.com (10/2023)

The Cambodia Cashew Association attended the 2023 Gwangju Food Fair in Korea to promote Cambodia's cashew potential. This is one of the efforts of the Ministry of Trade of this country to find new markets.

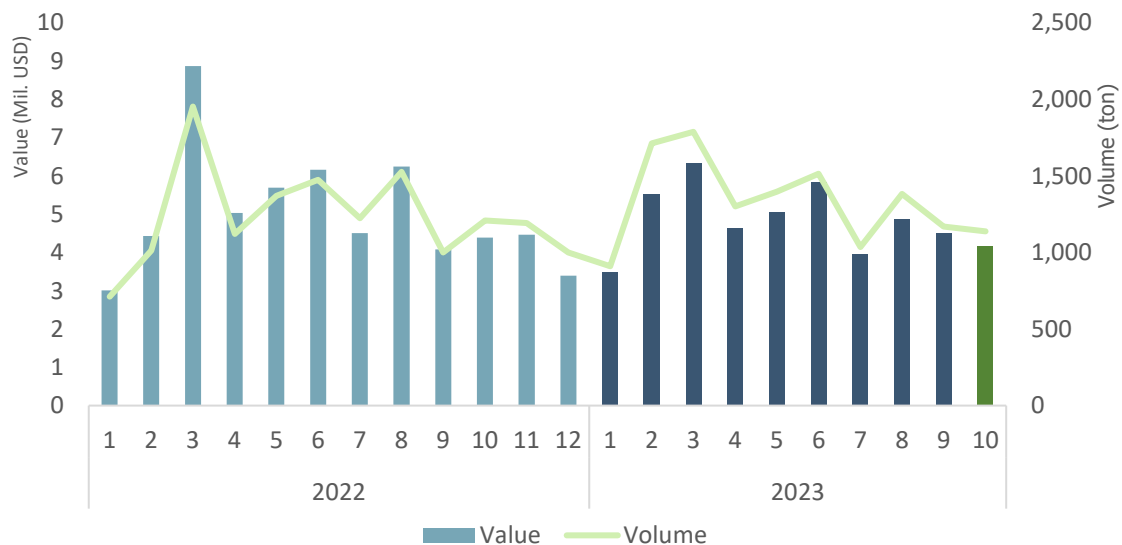
Source: Khmertimeskh.com (10/2023)





PEPPER

Export value and volume to the ASEAN, Oct-2023



Export results to the ASEAN, Oct-2023

VALUE
4.2 Mil. USD

⬇️ Decrease **7.8%** compared to Sep-2023

⬇️ Decrease **5.2%** compared to Oct-2022

866 thousand USD less than the monthly average rate in 2022

Accumulated ten months of 2023 reaches **48.4 Mil.USD, 80.3%** of total 2022

VOLUME
1.1 thousand tons

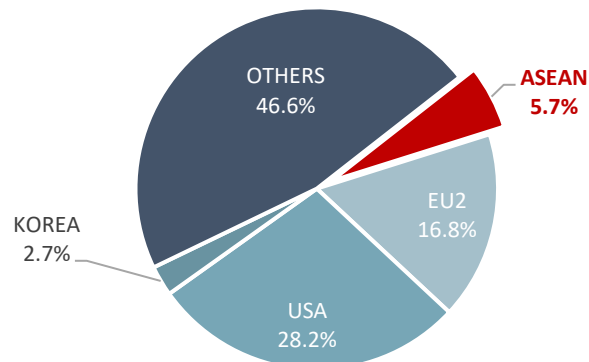
⬇️ Giảm **2.7%** compared to Sep-2023

⬇️ Decrease **5.9%** compared to Oct-2022

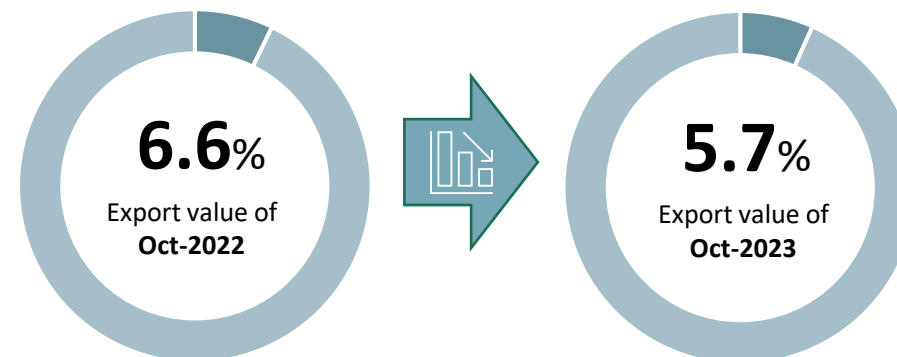
⬇️ **95 ton** less than the monthly average rate in 2022

Accumulate ten months of 2023 reaches **13.3** thousand tons, **90.2%** of total 2022

Percentage of export value to the ASEAN, Oct-2023




Changes in the percentage of export value to the ASEAN, Oct-2023



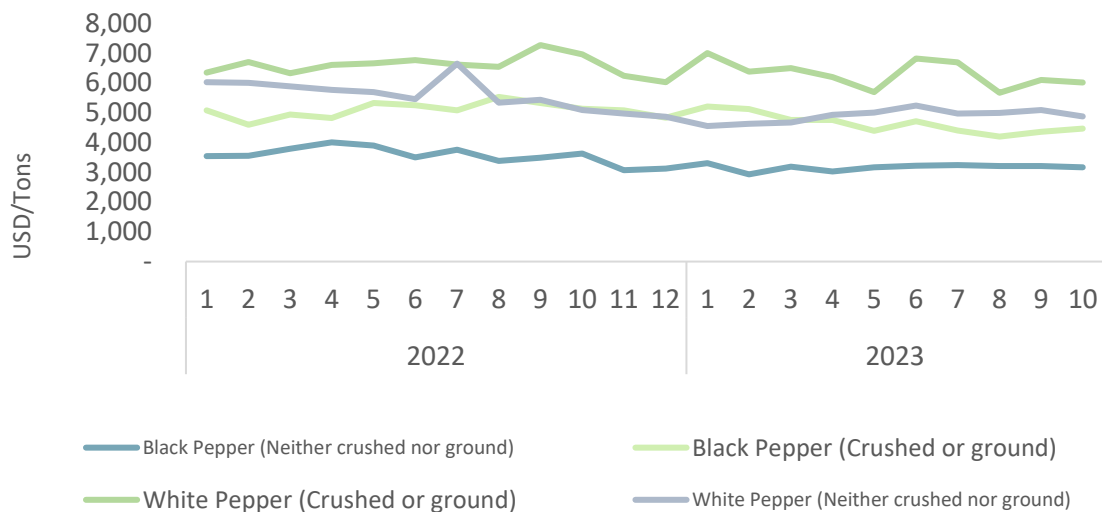


PEPPER

Structure of export by-product to the ASEAN, Oct-2023



Average export price to the ASEAN, Oct-2023



Export results to the ASEAN, Oct-2023



Black Pepper (Neither crushed nor ground)

Value: **2.5** Mil. USD
 Increase **5%** compared to Sep-2023
 Decrease **5.4%** compared to Oct-2022



White Pepper (Neither crushed nor ground)

Value: **0.91** Mil. USD
 Decrease **4.1%** compared to Sep-2023
 Increase **5.4%** compared to Oct-2022



Black Pepper (Crushed or ground)

Value: **0.5** Mil. USD
 Decrease **33.2%** compared to Sep-2023
 Decrease **11.2%** compared to Oct-2022

Black Pepper (Neither crushed nor ground)

The average export price in Oct-2023 is **3,161** USD/ton, **decrease 1.5%** compared to the previous month, and **increase 3%** compared to the same month of 2022.

White Pepper (Neither crushed nor ground)

The average export price in Oct-2023 is **4,867** USD/ton, **decrease 4.4%** compared to the previous month, and **decrease 4%** compared to the same month of 2022.

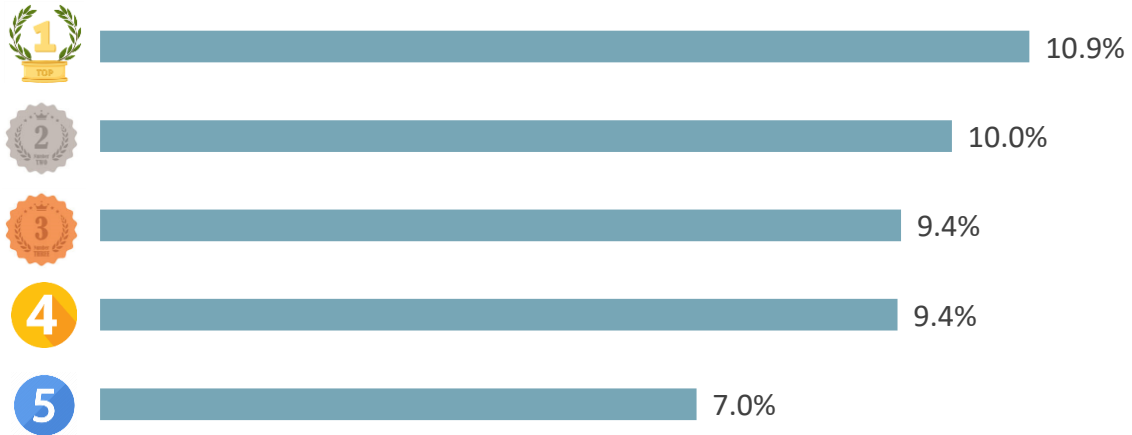
White Pepper (Crushed or ground)

The average export price in Oct-2023 is **6,011** USD/ton; **decrease 1.5%** compared to the previous month, and **decrease 14%** compared to the same month of 2022.

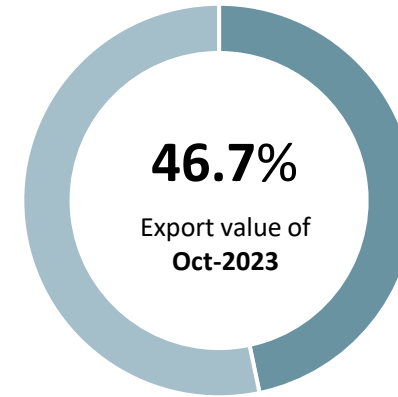


PEPPER

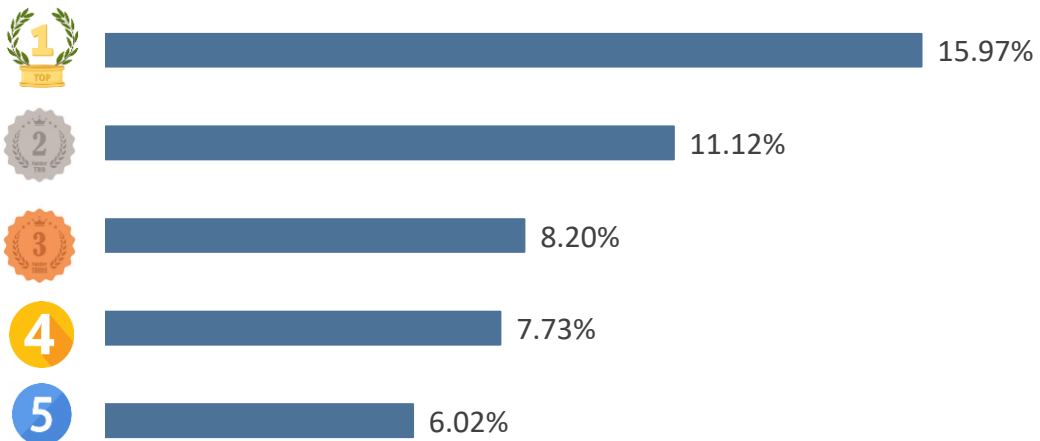
TOP 5 export enterprises by value to the ASEAN, Oct-2023



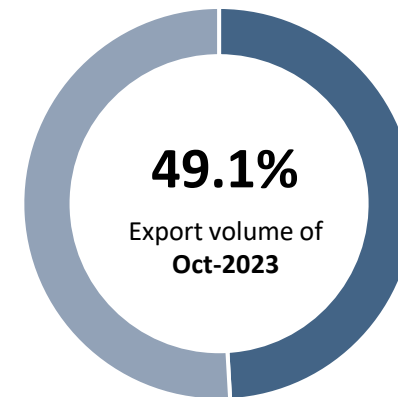
Value ratio TOP 5 export enterprise to the ASEAN, Oct-2023



TOP 5 enterprise by volume to the ASEAN, Oct-2023



Volume ratio TOP 5 enterprise to the ASEAN, Oct-2023



PEPPER

SPOTLIGHT



01

According to Cambodia's Ministry of Agriculture, Forestry, and Fisheries, the country's pepper exports have decreased by 30% over the same period last year to only 5,000 tons in the eight months of 2023. This decrease is due to the global economic crisis and climate change. In addition, some product exports to Vietnam and Thailand were carried out without applying for phytosanitary certificates, leading to export data not being fully recorded due to the passage of unofficial corridors.

Source: Vietnambiz.vn (10/2023)

02

At Lampung ASTA port of Indonesia, on October 28, 2023, the export price of black pepper decreased sharply by 201 USD/ton compared to the end of September 2023, down to 4,068 USD/ton. At Indonesia's Muntok port, the export price of white pepper decreased by 164 USD/ton compared to the end of September 2023, down to 6,153 USD/ton.

Source: Vietnambiz.vn (10/2023)



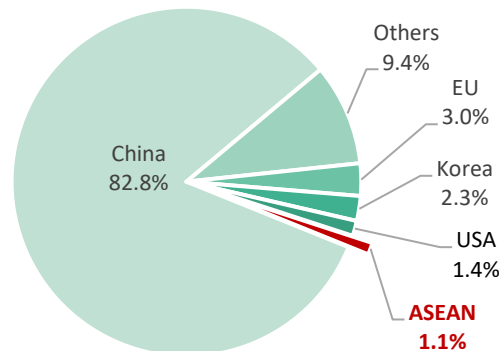


RUBBER

Export volume and value to the ASEAN, Oct-2023



Percentage of export value to the ASEAN, Oct-2023



Export results to the ASEAN, Oct-2023

VALUE

3.30 *Mil. USD*

↘ Decrease **0.6%** compared to Sep-2023

↘ Decrease **7.6%** compared to Oct-2022

↓ **0.90** *Mil. USD* less than the monthly average rate in 2022

◇ Accumulated ten months of 2023 reaches **27.9** *Mil. USD*, **55.4%** of the total 2022

VOLUME

2.38 *Thousand tons*

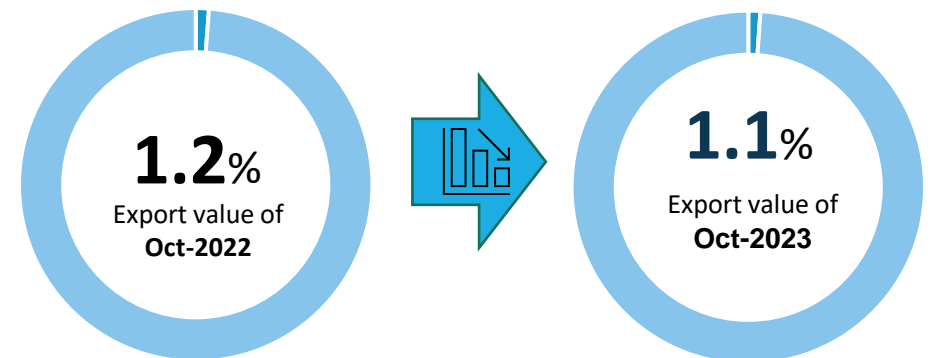
↘ Decrease **1.4%** compared to Sep-2023

↗ Increase **6.7%** compared to Oct-2022

↓ **0.03** *thousand tons* less than the monthly average in 2022

◇ Accumulated ten months of 2023 reaches **18.1** *thousand tons*, **62.6%** of the total 2022

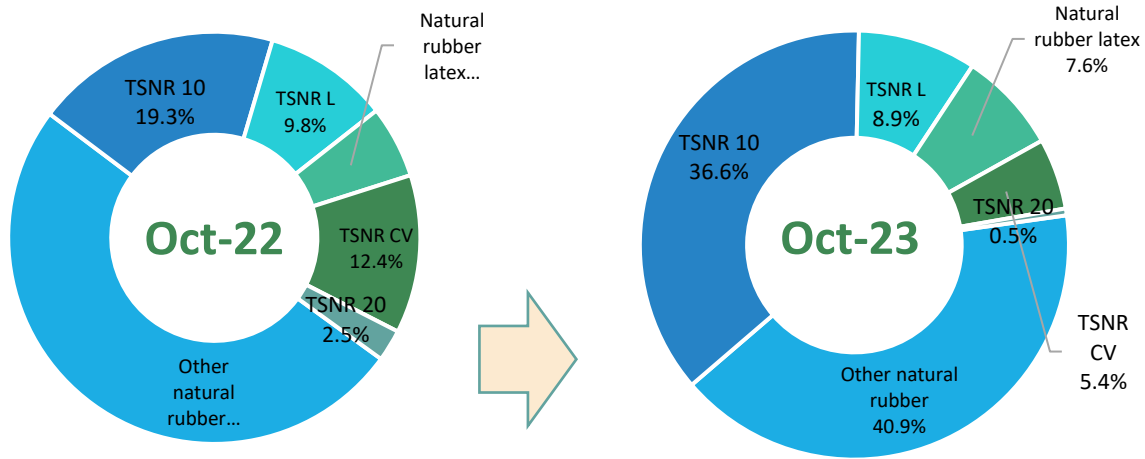
Changes in the percentage of export value to the ASEAN, Oct-2023



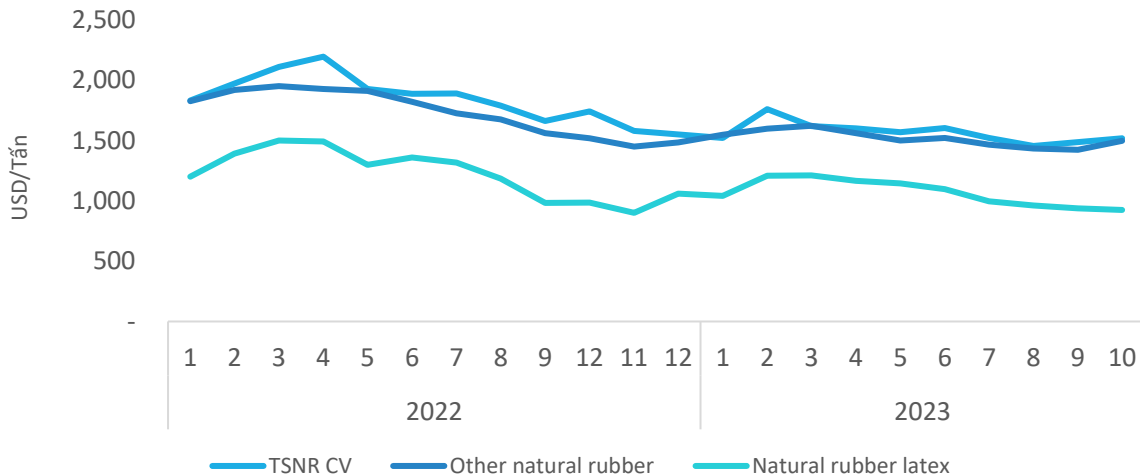


RUBBER

Structure of export by-product to the ASEAN, Oct-2023



Average export price to the ASEAN, Oct-2023




Export results to the ASEAN, Oct-2023



Other natural rubber

Value: **1.2** Mil. USD
 Increase **10.0%** compared to Sep-2023
 Decrease **1.0%** compared to Oct-2022



TSNR CV

Value: **0.16** Mil. USD
 Decrease **35.7%** compared to Sep-2023
 Decrease **47.7%** compared to Oct-2022



Natura rubber latex

Value: **0.22** Mil. USD
 Decrease **60.2%** compared to Sep-2023
 Increase **63.4%** compared to Oct-2022

Other natural rubber

The average export price in Oct-2023 is **1.498** USD/ton, **increase 5.2%** compared to the previous month, and **decrease 1.3%** compared to the same month of 2022.

TSNR CV

The average export price in Oct-2023 is **1.519** USD/ton, **increase 2.3%** compared to the previous month, and **decrease 12.7%** compared to the same month of 2022.

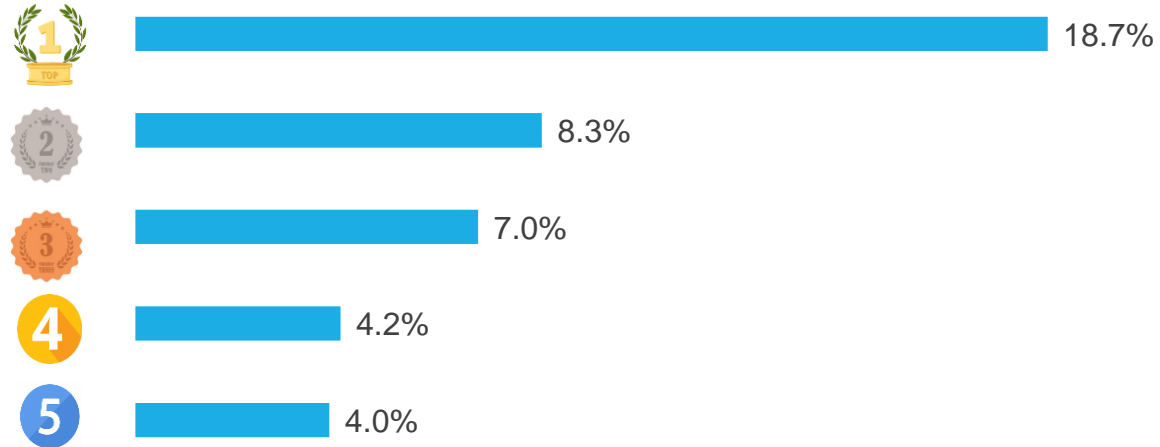
Natural rubber latex

The average export price in Oct-2023 is **925** USD/ton, **decrease 1.4%** compared to the previous month, and **decrease 6.0%** compared to the same month of 2022.

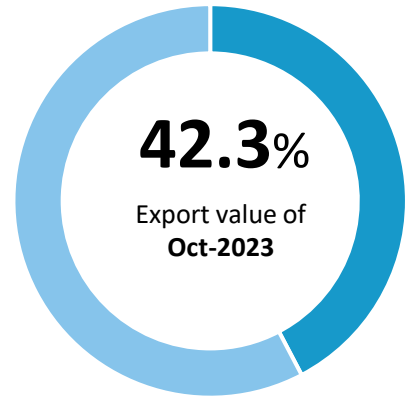


RUBBER

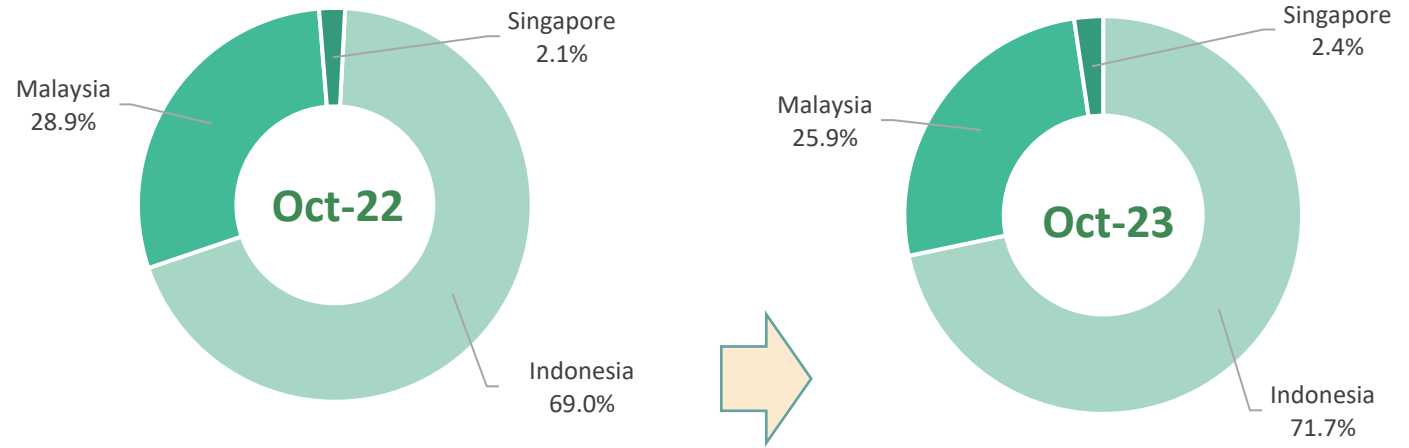
TOP 5 export enterprises by value to the ASEAN, Oct-2023



Value ratio of TOP 5 export enterprises to the ASEAN, Oct-2023



Percentage of import value from some country of the ASEAN, Oct-2023



Source: Calculated from data of the General Department of Customs



RUBBER

SPOTLIGHT

❖ In the first 10 months of 2023, Thailand's natural rubber exports reached 2.25 million tons, marking a 21% decrease compared to the same period last year. Export volumes increased to markets in China and the United States but declined in markets such as Malaysia, Japan, South Korea, Turkey, and India.

Source: Ministry of Commerce of Thailand

❖ In the first 10 months of 2023, Indonesia's natural rubber exports reached 1.48 million tons, marking a 17% decrease compared to the same period last year. Among these exports, natural rubber shipments to China reached 183 thousand tons, showing a 44% increase compared to the same period in 2022..

Source: Badan Pusat Statistik (BPS - Statistics Indonesia)

❖ The Malaysian Department of Statistics (DoSM) reported that in September 2023, Malaysia's natural rubber exports reached 57,028 tons, a decrease of 0.8% compared to August 2023. Major export markets included China (45.7%), Germany (5.3%), Pakistan (5.3%), Portugal (2.9%), and Turkey (2.3%).

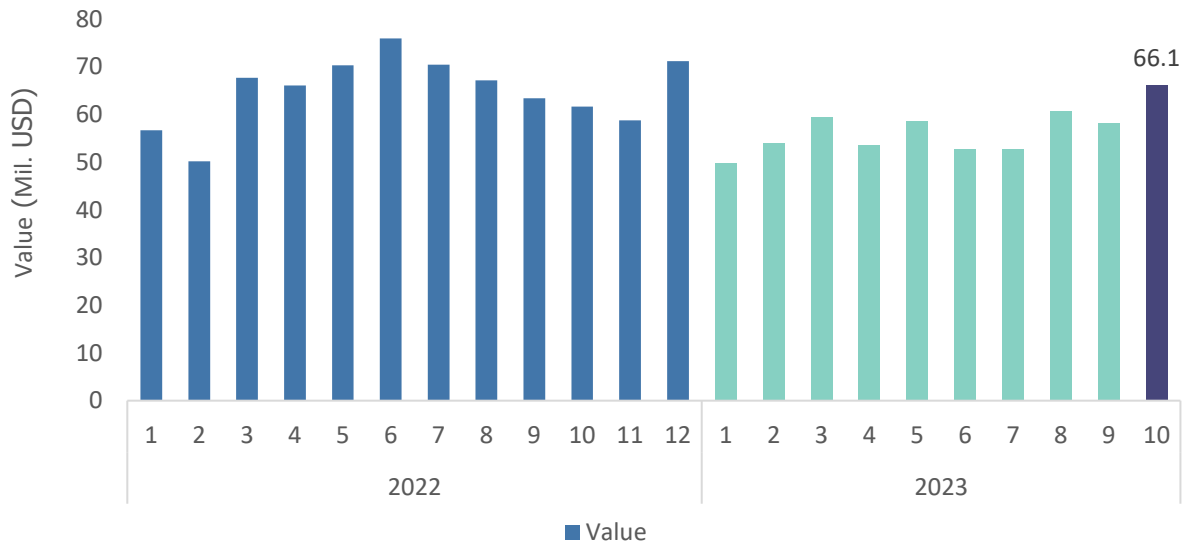
Source: Malaysian Department of Statistics (DoSM)





SEAFOOD

Export value to the ASEAN, Oct-2023



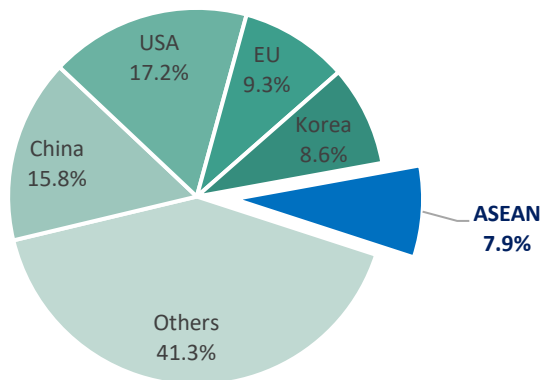
Export results to the ASEAN, Oct-2023

VALUE

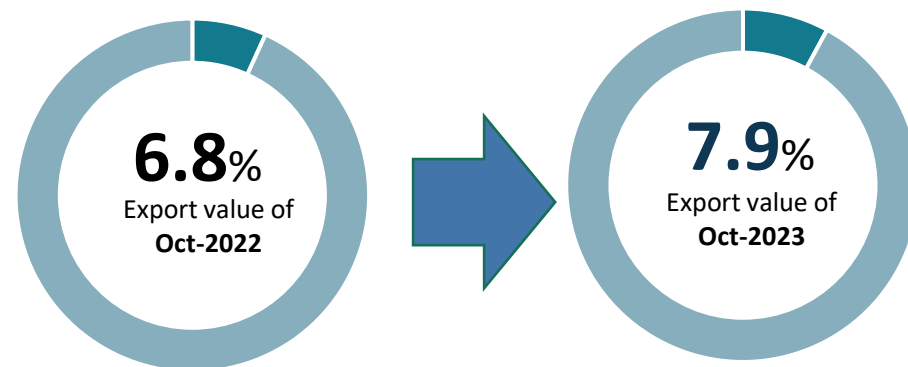
66.1 Mil. USD

- ↗ Increase **13.9%** compared to Sep-2023
- ↗ Increase **7.2%** compared to Oct-2022
- ↑ **1.2 Mil. USD** more than the monthly average rate in 2022
- ◇ Accumulated ten months of 2023 reaches **565.7 Mil. USD**, **72.6%** of the total 2022

Percentage of export value to the ASEAN, Oct-2023



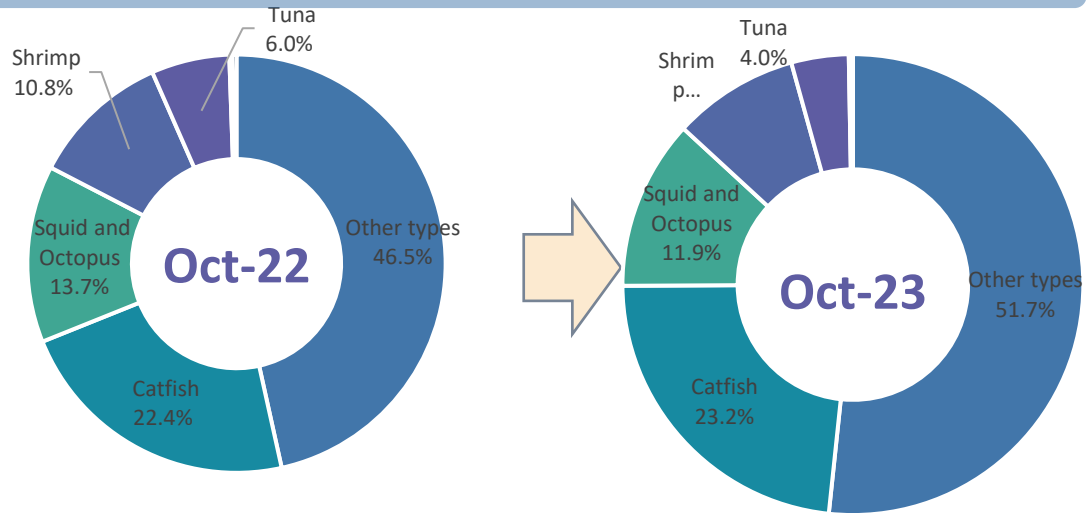
Change in percentage of export to the ASEAN, Oct-2023



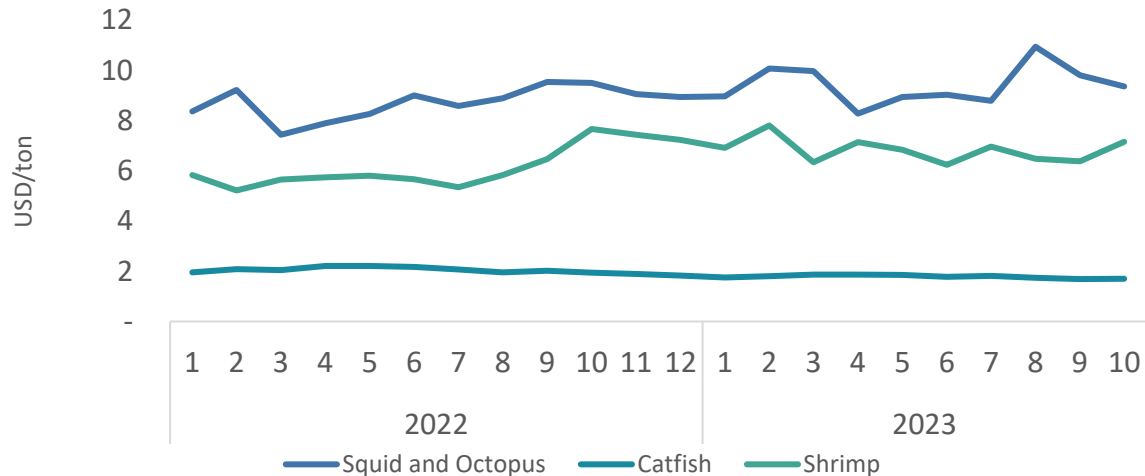


SEAFOOD

Structure of exports by products to the ASEAN, Oct-2023



Average export price to the ASEAN, Oct-2023



Export results to the ASEAN, Oct-2023



Catfish

Value: **15.2** Mil. USD
 Increase **8.0%** compared to Sep-2023
 Increase **10.4%** compared to Oct-2022



Squid & Octopus

Value: **7.8** Mil. USD
 Increase **8.6%** compared to Sep-2023
 Decrease **7.3%** compared to Oct-2022



Shrimp

Value: **5.8** Mil. USD
 Increase **23.8%** compared to Sep-2023
 Decrease **12.9%** compared to Oct-2022

Squid & Octopus

The average export price in Oct-2023 is **9.3** USD/kg, **decrease 4.6%** compared to previous month, and **decrease 1.5%** compared to the same month of 2022.

Catfish

The average export price in Oct-2023 is **1.7** USD/kg, **increase 0.8%** compared to the previous month, and **decrease 12.1%** compared to the same month of 2022

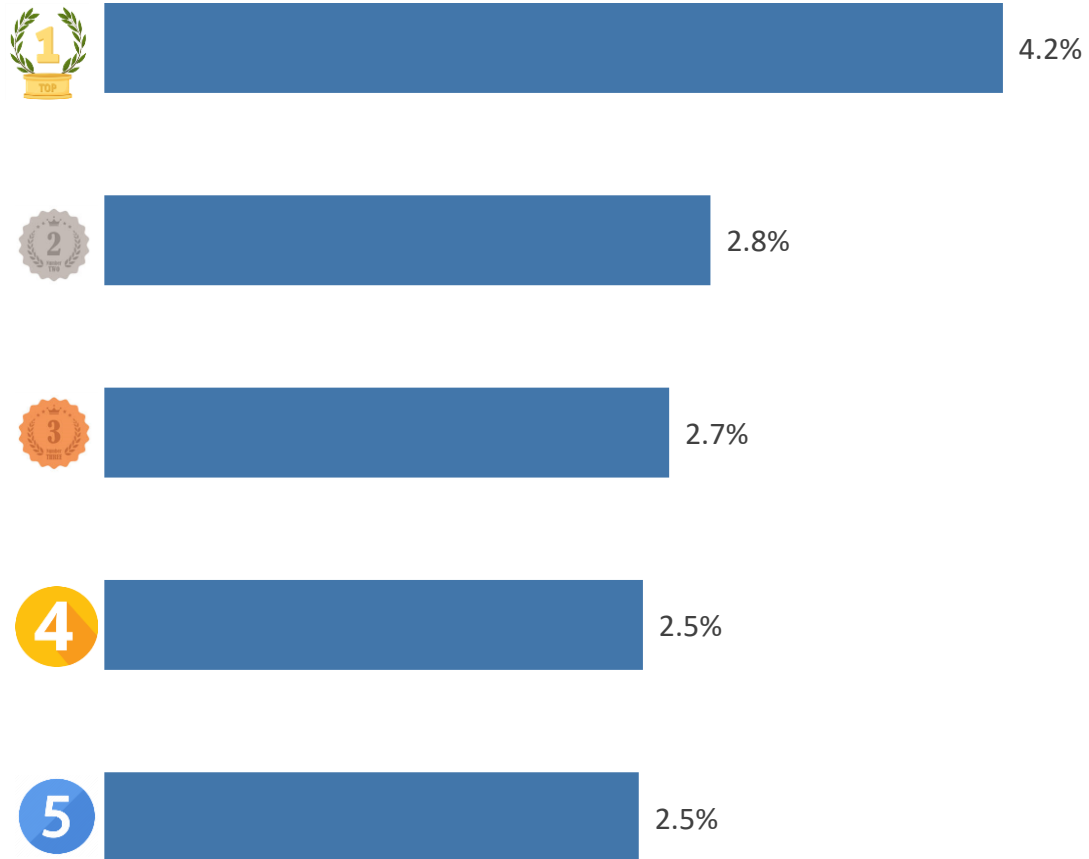
Shrimp

The average export price in Oct – 2023 is **6.4** USD/kg, **increase 12.1%** compared to the previous month, and **increase 6.7%** compared to the same month of 2022.

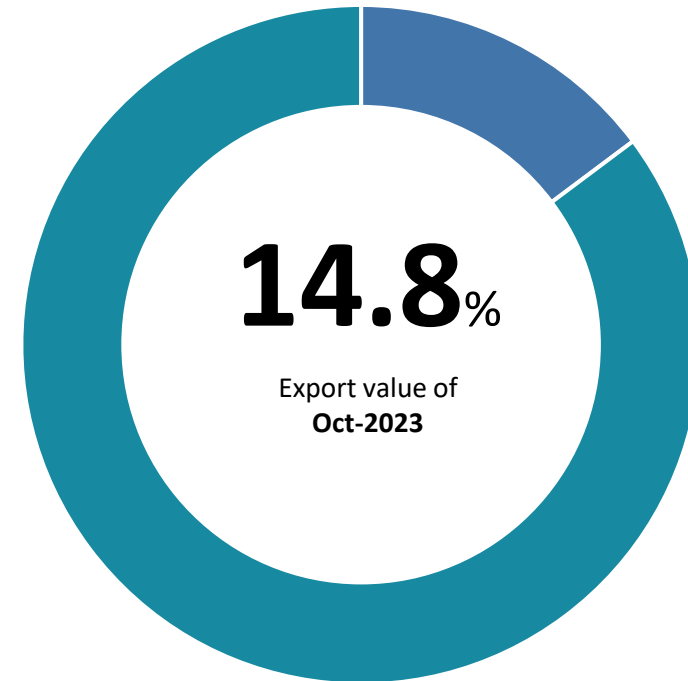


SEAFOOD

TOP 5 export enterprises by value to the ASEAN, Oct-2023



Value ratio of TOP 5 export enterprises to the ASEAN, Oct-2023



01

Thai Union signed a loan of nearly 328 million USD related to sustainable development.

Thai Union Seafood Corporation (the Group) has signed a sustainable development-related loan worth THB 11.5 billion (USD 327.6 million), marking the start of phase 2 of the "Financing Program Green." The Group aims to increase financial resources for sustainable development to 75% of long-term capital by 2025. From 2020 - 2022, the Group has completed phase 1 of this Program with a successful increase in financial resources. Sustainable financing reaches 50% of long-term capital.

Source: Intrafish (11/2023)

02

EU supports Cambodia in reforming the fisheries sector

The ambassador of the European Union to Cambodia announced new financial aid worth about 7 million USD to support fisheries sector reform. This aid will focus on monitoring and controlling fisheries, protecting mangrove forests, conserving marine fish resources, supporting fishing communities, food safety, etc. This is part of an effort to support sustainable and safe development for the fisheries industry.

Source: Khmertimeskh.com(11/2023)

03

Seafood exports to the ASEAN market have recovered and increased compared to the previous year. According to VASEP, seafood exports to this market in the coming months will continue to be positive when demand for shrimp and tuna products from Southeast Asian countries increases at the end of the year during Christmas and Lunar New Year.

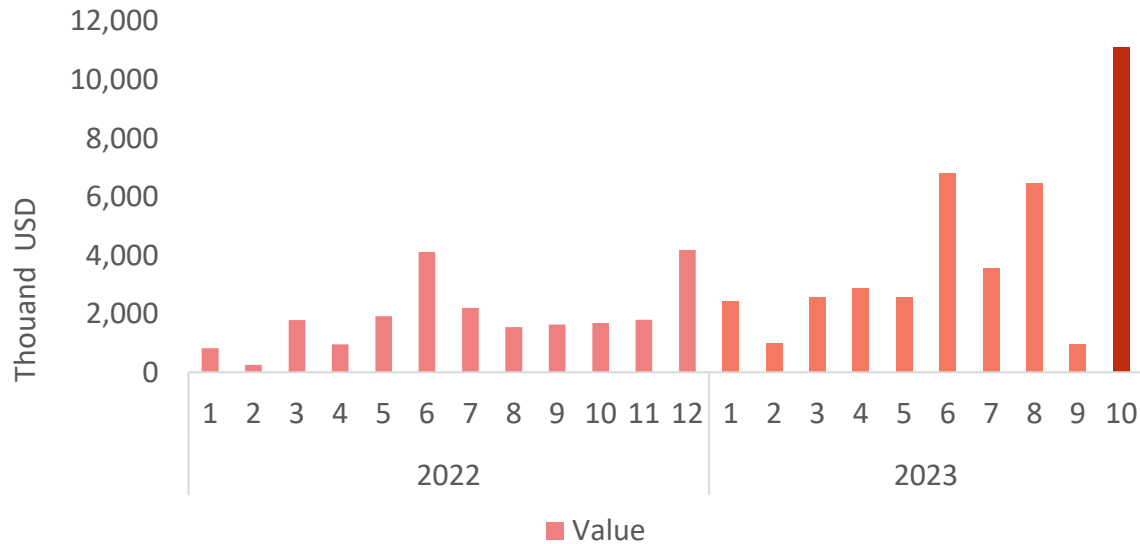
Source: haiquanonline.com.vn(11/2023)





MEAT & MEAT PRODUCTS (EXPORT)

Export value to the ASEAN, Oct-2023



Export results to the ASEAN, Oct-2023



VALUE

↗ Increase **1.058%** compared to Sep-2023

↗ Increase **561%** compared to Oct-2022

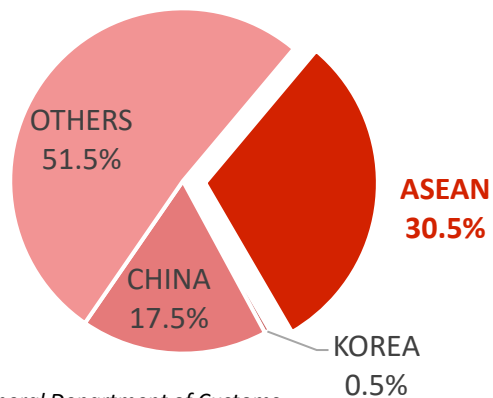
↗ **9.2 Mil. USD** more than the monthly average rate in 2022

11.1

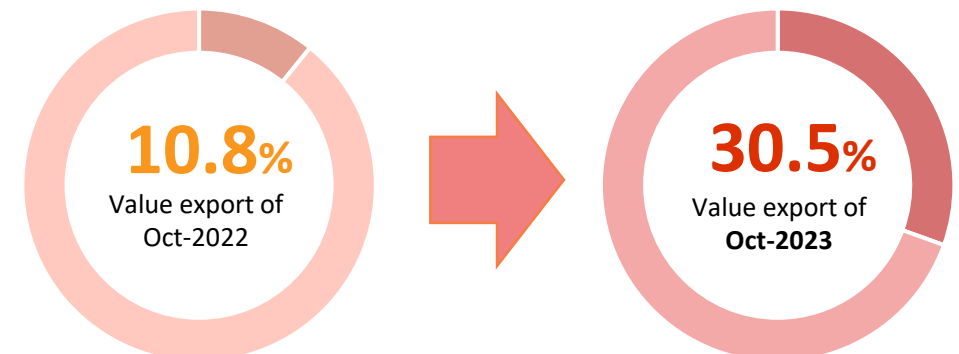
Mil. USD

◇ Accumulated ten months of 2023 reaches **40.3 mil USD, 175%** of the total 2022.

Percentage of export value to the ASEAN, Oct-2023



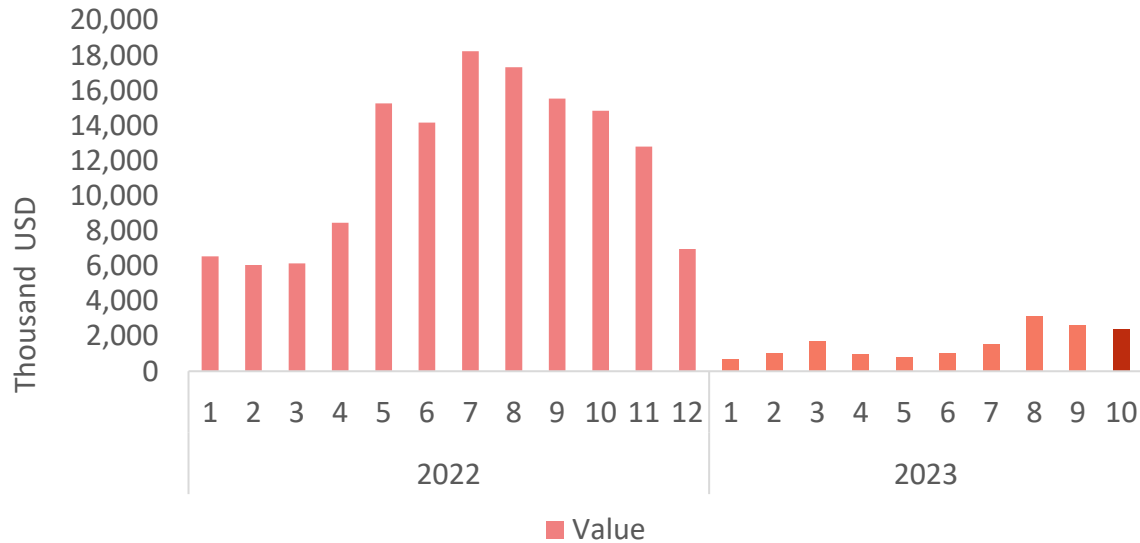
Changes in percentage of export value to the ASEAN, Oct-2023





MEAT & MEAT PRODUCTS (IMPORT)

Import value from the ASEAN, Oct-2023



Import results from the ASEAN, Oct-2023

VALUE



↘ Decrease **9.4%** compared to Sep-2023

↘ Decrease **83.8%** compared to Oct-2022

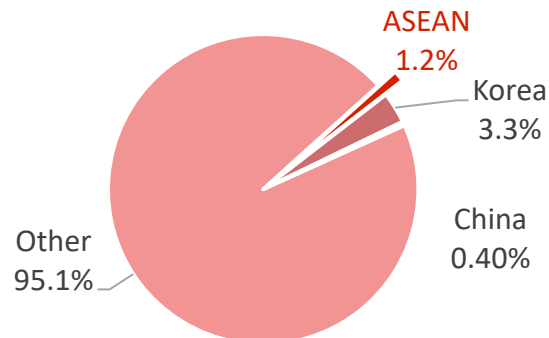
2.4

Mil. USD

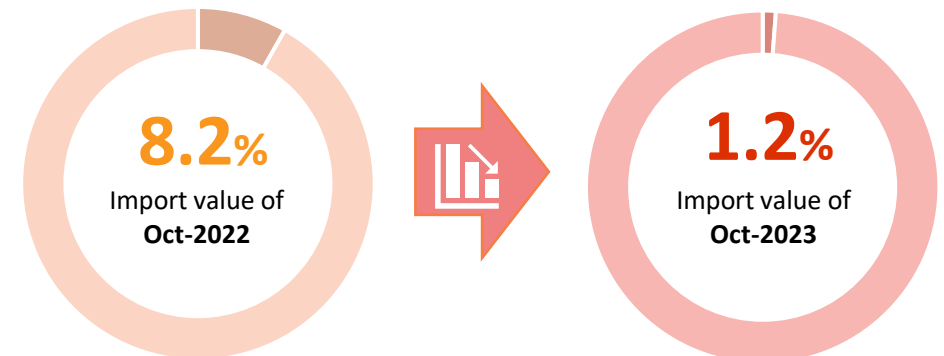
↓ **9.5 Mil. USD** less than the monthly average rate of 2022

◇ Accumulated ten months of 2023 reaches **15.9 mil. USD, 11.2%** of the total 2022

Percentage of import from the ASEAN, Oct-2023



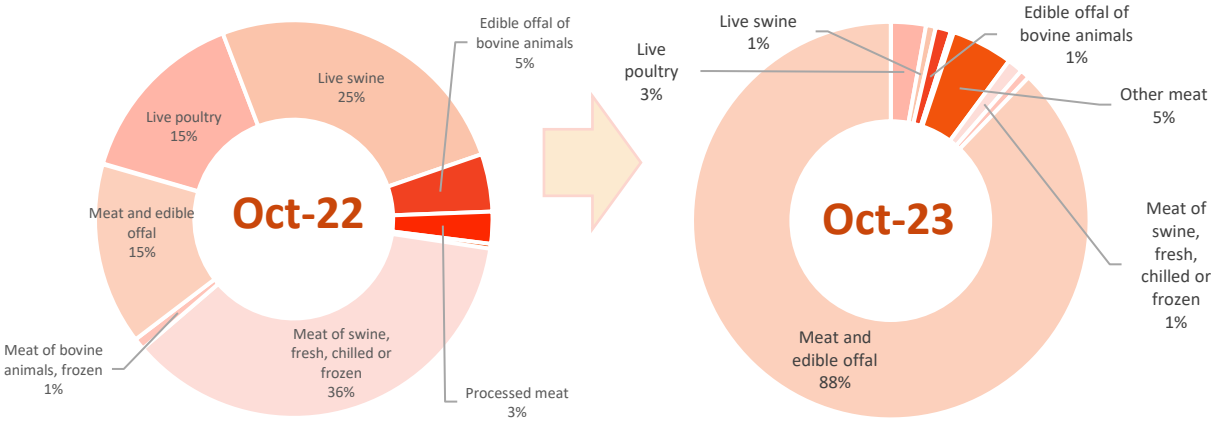
Changes in the percentage of import value from the ASEAN, Oct-2023





MEAT & MEAT PRODUCTS

Structure of export value by-products to the ASEAN, Oct-2023



Import results to the ASEAN, Oct-2023



Live bovine animals

Value: **9.8** Mil. USD



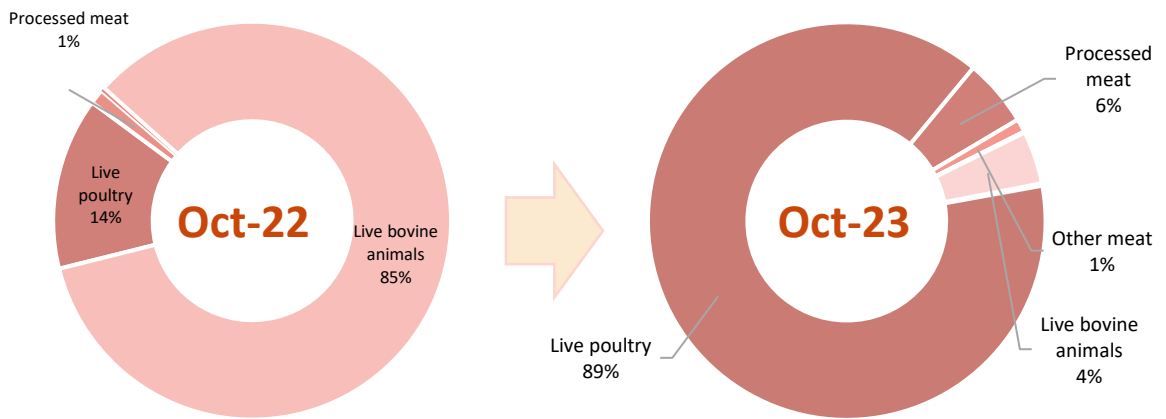
Meat of swine, fresh, chilled or frozen

Value: **555** thousand USD

Increase **448%** compared to Sep-2023

Decrease **9.1%** compared to Oct-2022

Structure of import value by products the ASEAN, Oct-2023



Export results the ASEAN, Oct-2023



Live poultry

Value: **2.1** Mil. USD

Decrease **12.4%** compared to Sep-2023

Increase **2.6%** compared to Oct-2022



Processed meat

Value: **131.7** thousand USD

Decrease **36.8%** compared to Sep-2023

Decrease **25.7%** compared to Oct-2022

Source: Calculated from data of the General Department of Customs

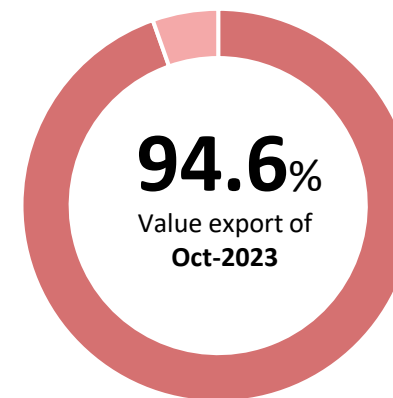


MEAT & MEAT PRODUCTS

Structure of export value by-products to the ASEAN, Oct-2023



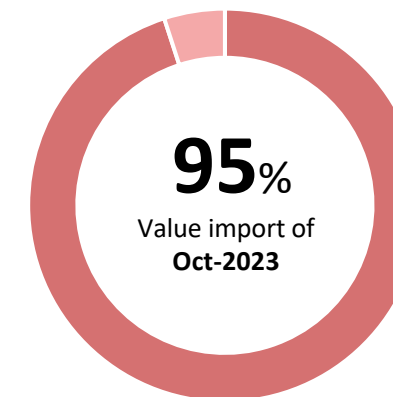
Import results to the ASEAN, Oct-2023



Structure of import value by products the ASEAN, Oct-2023



Export results of the ASEAN, Oct-2023






MEAT & MEAT PRODUCTS

SPOTLIGHT



On October 9, Indonesia called upon Brazil to invest in cattle farming as the country tries to lower beef prices and increase food security. According to Foreign Minister Retno Marsud, this cooperation can strengthen bilateral economic relations between the two countries.

Source: Vietnamplus (10/2023)






Any comments. please send to :

TRUNG TÂM THÔNG TIN PHÁT TRIỂN NÔNG NGHIỆP NÔNG THÔN
VIỆN CHÍNH SÁCH VÀ CHIẾN LƯỢC PHÁT TRIỂN NÔNG NGHIỆP NÔNG THÔN

Địa chỉ: *Số 16 Thụy Khuê, P. Thụy Khuê, Q. Tây Hồ, Hà Nội*

Email: thongtinthitruong@ipsard.gov.vn; info@agro.gov.vn

Website: <http://agro.gov.vn/>



Xem thêm báo cáo