



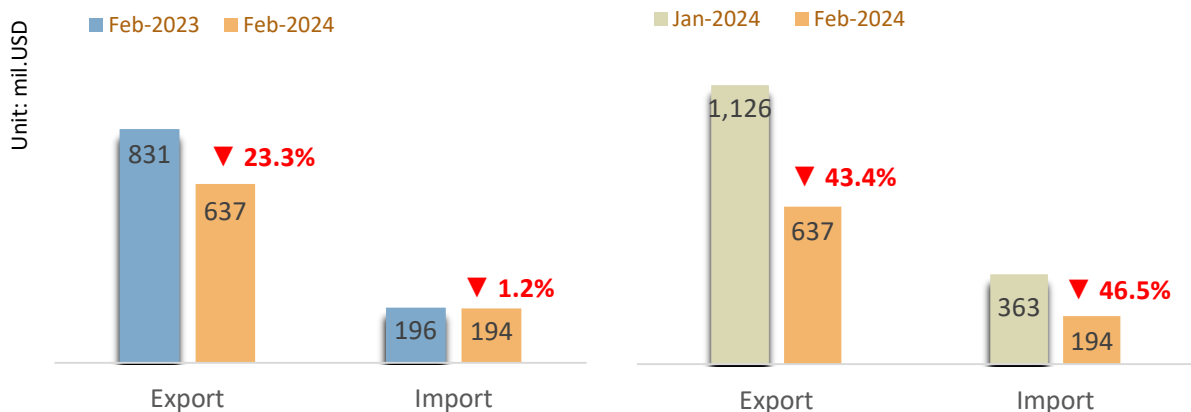
MONTHLY REPORT ON AGRI-PRODUCT EXPORT

FROM VIETNAM TO CHINA MARKET

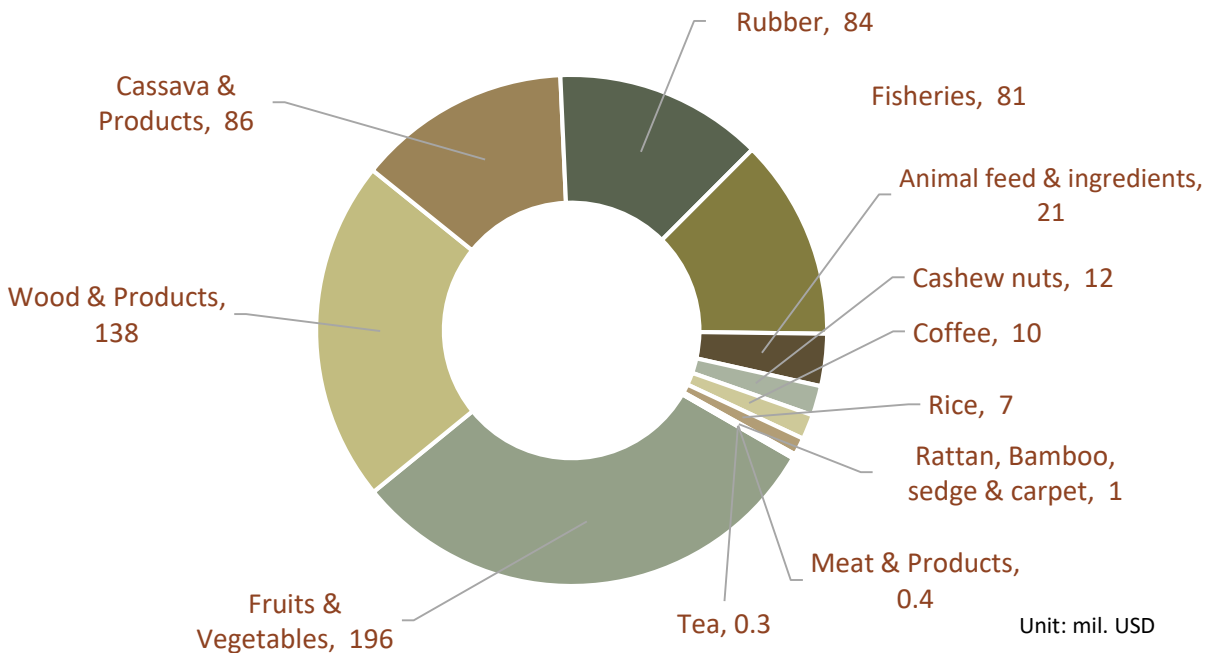


THE SITUATION OF AGRO-FORESTRY-FISHERY (AFF) PRODUCT EXPORT FROM VIETNAM TO CHINA IN FEB-2024

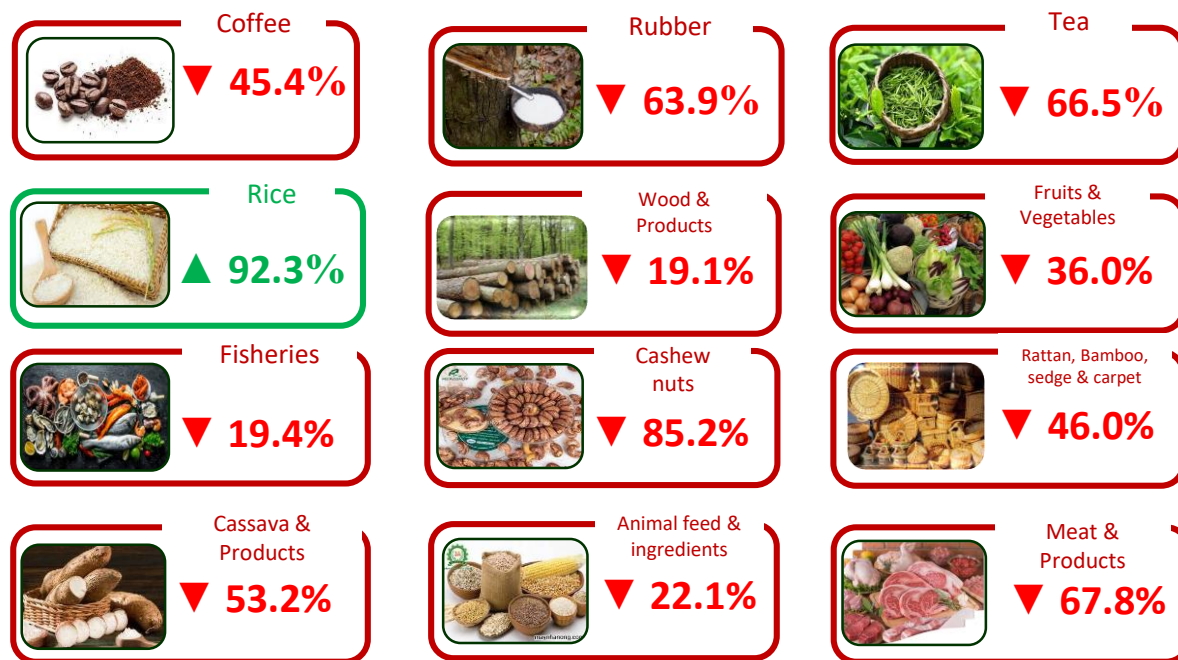
AFF product import-export turnover between Vietnam and China, Feb-2024



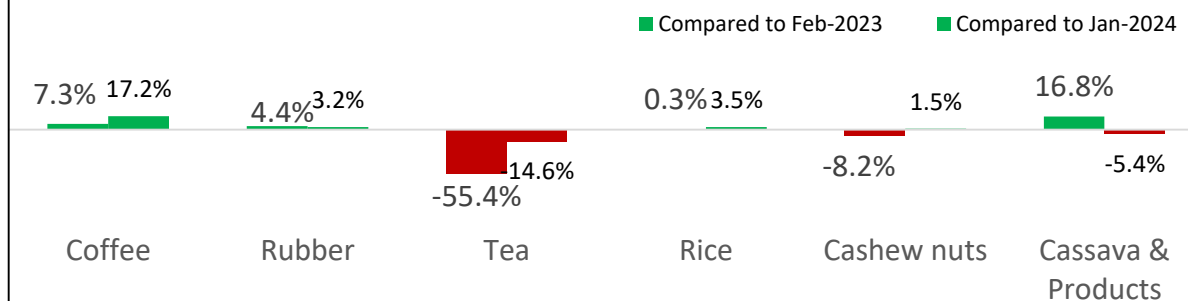
Key AFF product export value to China, Feb-2024



Changes in key AFF product export value to China in Feb-2024 compared to Jan-2024



Changes in average Export value of, key AFF products to China in Feb-2024 compared to Feb-2023 and compared to Jan-2024



Chinese manufacture sector suddenly accelerates – good signal of economic recovery

According to the National Bureau of Statistics of China (NBS), the index of the Chinese manufacture sector in March 2024 increased to 50.8 points from 49.1 points in February 2024.

According to Bloomberg, China's

manufacture sector in March 2024 grew for the first time since September 2023, showing that the world's second largest economy is recovering.

China has pumped more capital into the banking system to stimulate credit growth. Central Bank sends a message that they will continue to reduce the required reserve ratio;

encourage expenditure to support infrastructure investment and promote consumers, businesses to replace old goods, including cars and housewares.

Source: Tapchitaichinh.vn

China's Friendship Pass border gate recorded an increase in trade with ASEAN countries

In the first 2 months of 2024, trade with ASEAN countries at China's Friendship Pass border gate reached 65.6 billion CNY (about 9.1 billion USD), an increase of 25.8% over the same period in 2023. This increase is mainly due to booming agricultural products imports, including fresh durian (reaching 190 million USD, up 2.8%) and jackfruit (reaching 11.6 million USD, up 29.3%) from ASEAN countries.

The establishment of a new international land-sea trade corridor and increase cooperation among RCEP member countries will make Friendship Pass border become an important border gate for tropical fruits imported from Southeast Asia countries.



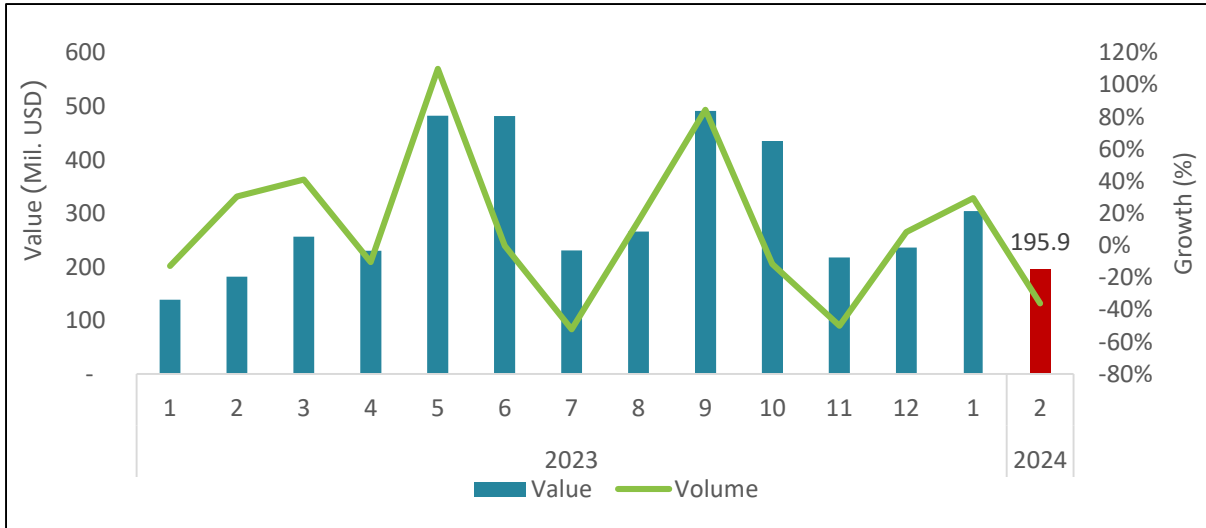
Source: Tridge.com






FRUITS & VEGETABLES (EXPORT)

Export volume and value to China, Feb-2024



Export results to China, Feb-2024

VALUE



195.9

mil. USD

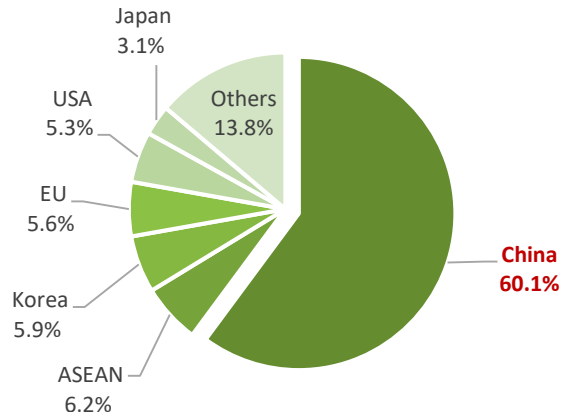
Decrease **36.0%** compared to Jan-2024

Increase **7.9%** compared to Feb-2023

107.3 mil. USD less than the monthly average rate in 2023

Accumulated 2 months of 2024 reaches **501.4 mil. USD**, **13.8%** of total 2023

Percentage of export value to China, Feb-2024



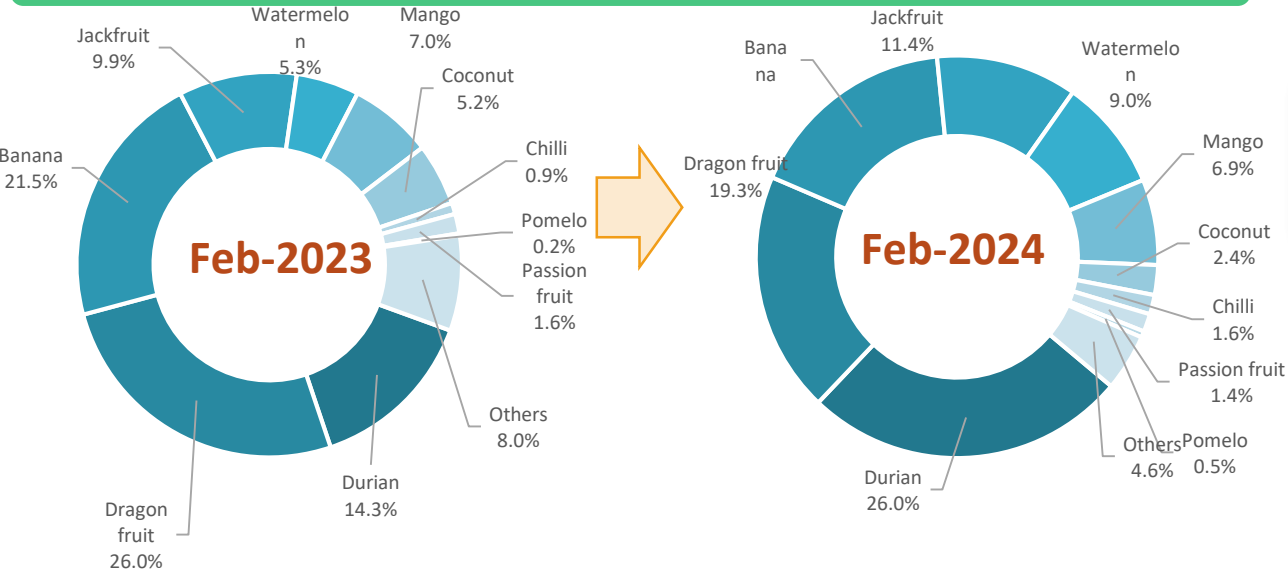
Changes in percentage of export value to China, Feb-2024





FRUITS & VEGETABLES (EXPORT)

Structure of exports by products to China, Feb-2024



Export results of some main products to China, Feb-2024



Durian

Value: **50.9** mil. USD
 Decrease **52.6%** compared to Jan-2024
 Increase **96.4%** compared to Feb-2023



Dragon fruit

Value: **37.9** mil. USD
 Decrease **18.1%** compared to Jan-2024
 Decrease **19.7%** compared to Feb-2023



Banana

Value: **33.2** mil. USD
 Decrease **12.1%** compared to Jan-2024
 Decrease **15.1%** compared to Feb-2023



Jackfruit

Value: **22.3** mil. USD
 Decrease **30.2%** compared to Jan-2024
 Increase **23.4%** compared to Feb-2023



Watermelon

Value: **17.6** mil. USD
 Increase **2.2%** compared to Jan-2024
 Increase **83.8%** compared to Feb-2023



Mango

Value: **13.5** mil. USD
 Decrease **2.5%** compared to Jan-2024
 Increase **5.7%** compared to Feb-2023



Coconut

Value: **4.7** mil. USD
 Decrease **51.0%** compared to Jan-2024
 Decrease **50.3%** compared to Feb-2023



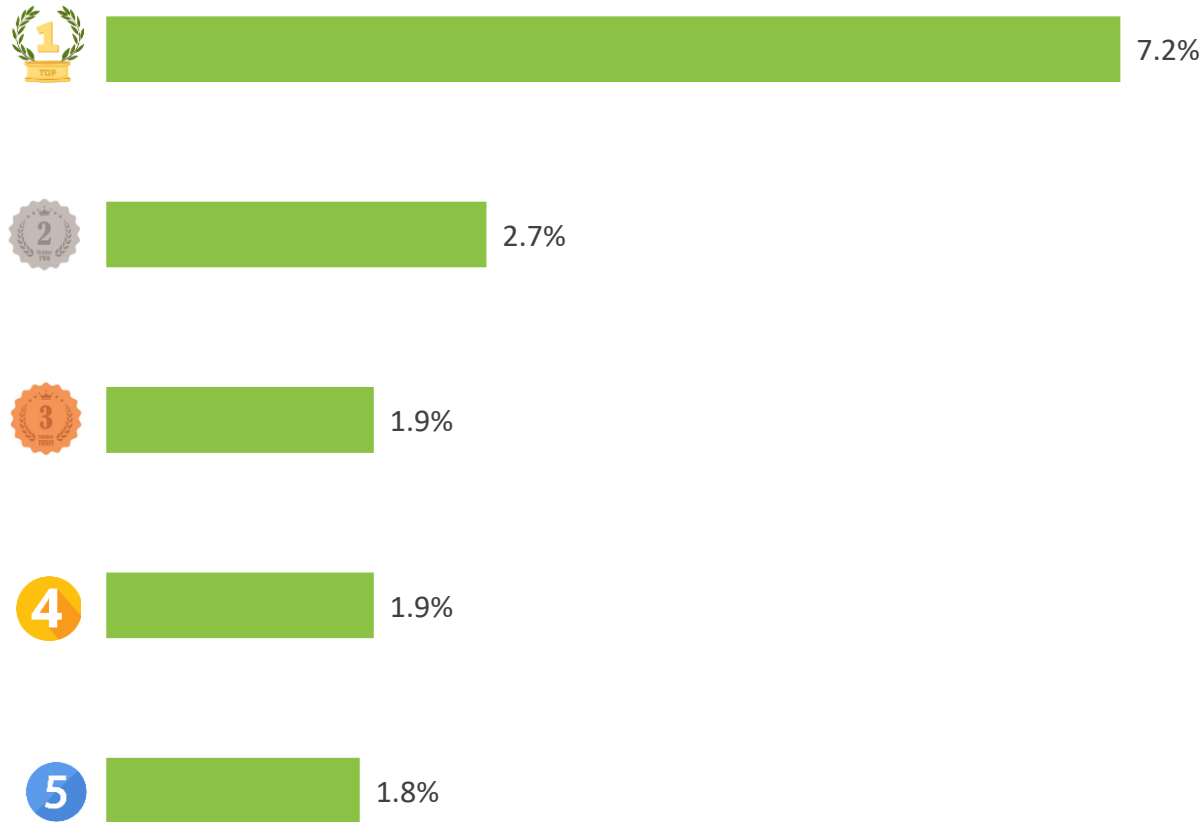
Passion fruit

Value: **2.8** mil. USD
 Increase **1.7%** compared to Jan-2024
 Decrease **5.1%** compared to Feb-2023

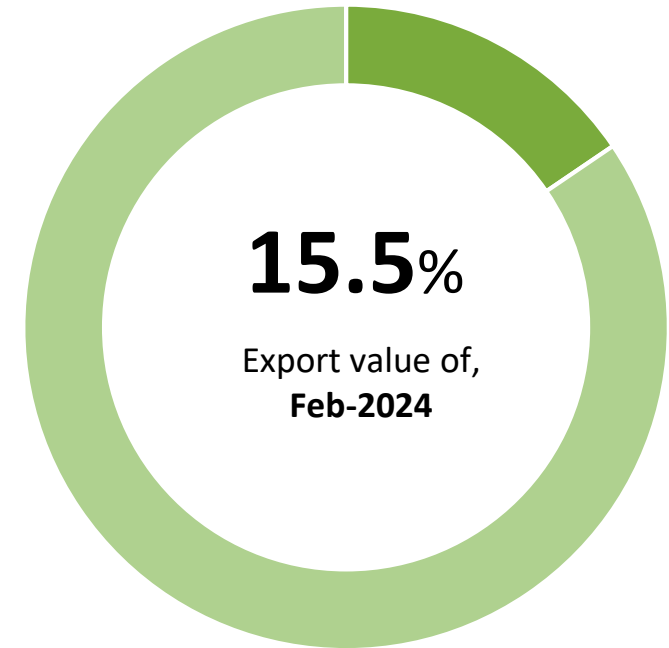


FRUITS & VEGETABLES (EXPORT)

TOP 5 export enterprises by value to **China, Feb-2024**



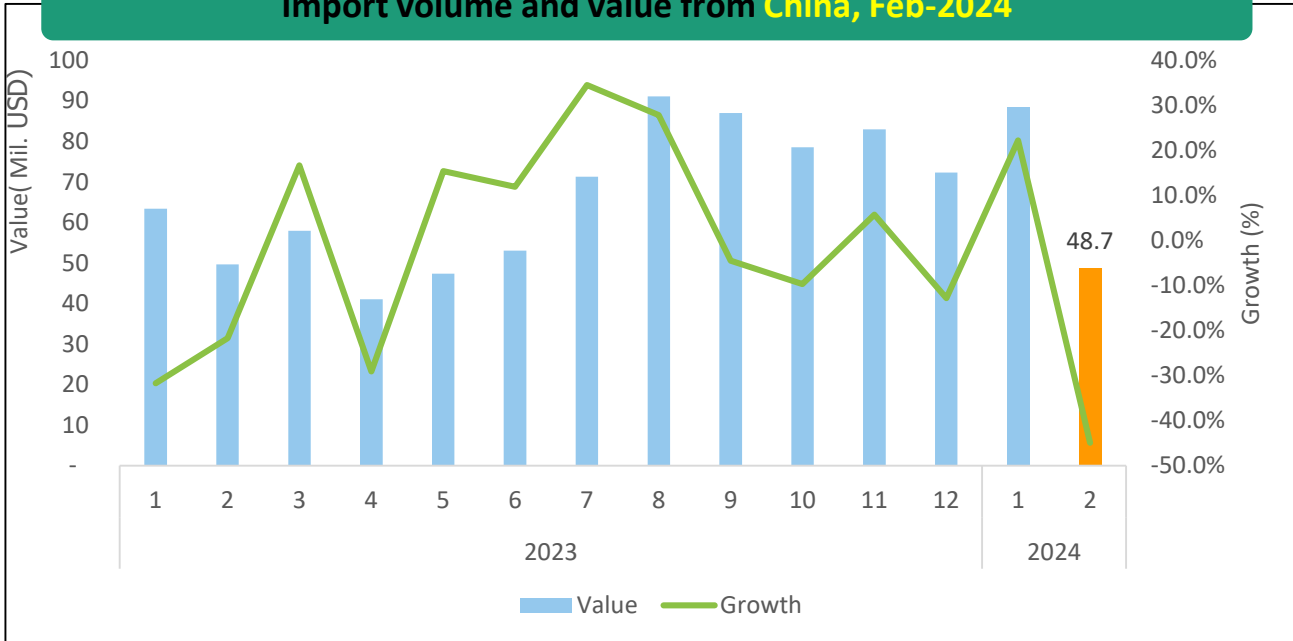
Value ratio of TOP 5 export enterprises to **China, Feb-2024**





FRUITS & VEGETABLES (IMPORT)

Import volume and value from China, Feb-2024



Import results from China, Feb-2024

VALUE



48.7

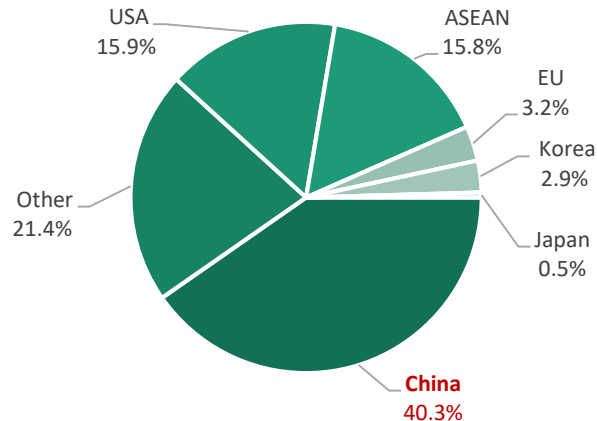
mil. USD

Decrease **44.9%** compared to Jan-2024

Decrease **1.8%** compared to Feb-2023
17.5 mil. USD less than the monthly average rate in 2023

Accumulated 2 months of 2024 reaches **137.1 mil. USD**, **17.2%** of total 2023

Percentage of import value from China, Feb-2024



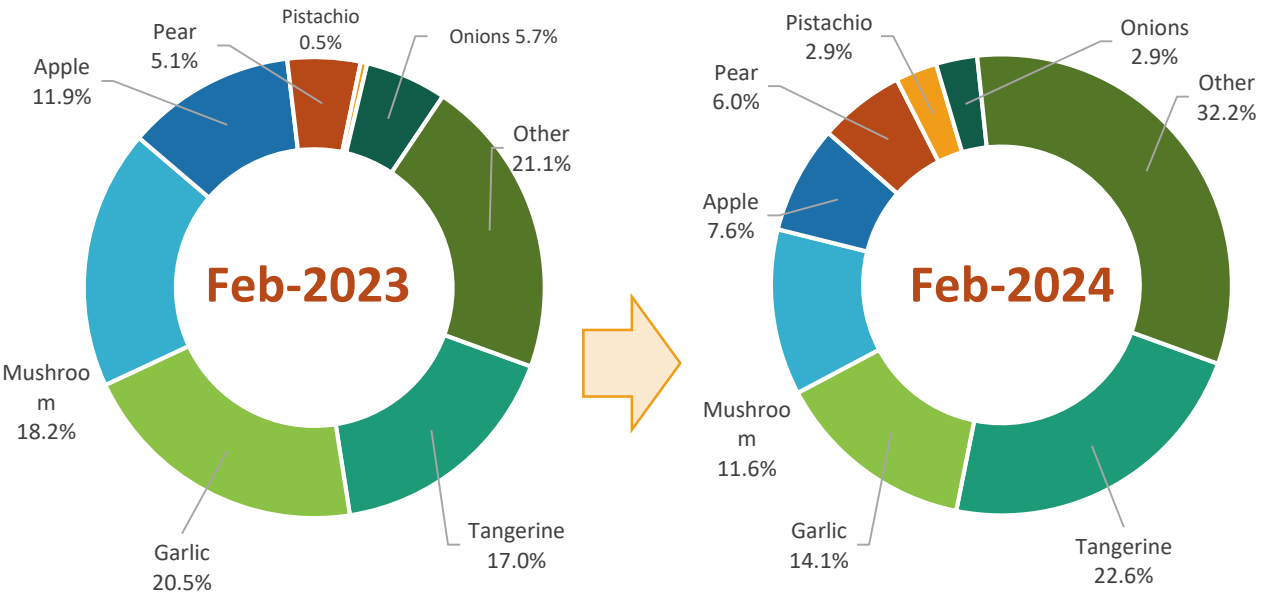
Changes in percentage of import value from China, Feb-2024





FRUITS & VEGETABLES (IMPORT)

Structure of imports by products from China, Feb-2024



Import results of some main products from China, Feb-2024



Tangerine

Value: **11.0** mil. USD

Increase **1.6%** compared to Jan-2024

Increase **30.8%** compared to Feb-2023



Garlic

Value: **6.9** mil. USD

Decrease **51.9%** compared to Jan-2024

Decrease **32.6%** compared to Feb-2023



Mushroom

Value: **5.7** mil. USD

Decrease **47.7%** compared to Jan-2024

Decrease **37.2%** compared to Feb-2023



Apple

Value: **3.7** mil. USD

Decrease **57.6%** compared to Jan-2024

Decrease **37.2%** compared to Feb-2023



Pear

Value: **2.9** mil. USD

Decrease **48.7%** compared to Jan-2024

Increase **15.6%** compared to Feb-2023



Pistachio

Value: **1.4** mil. USD

Decrease **69.1%** compared to Jan-2024

Increase **521.2%** compared to Feb-2023



Onions

Value: **1.4** mil. USD

Decrease **53.4%** compared to Jan-2024

Decrease **50.3%** compared to Feb-2023

SPOTLIGHTS



At this bi-annual meeting session of China, the National Assembly delegate, chairman of Guizhou Supermarket Co., Ltd. proposes to exempt VAT for fruits reduce the burden on business operations and beneficial to consumers; propose to standardize tax supervision process in the e-commerce sector. In previous sessions, many National Assembly delegates suggest to maintain the VAT of 13% on imported fruits to limit the impact of imported fruits on domestic market and improve competitiveness of domestic fruits.

The first batch of durian in Lac Dong district, Hainan province this year has fruit, expecting to be ripen and marketed in May. This durian area is about 15 mu (about 01 ha), having fruit. Each tree has about 8-10 fruits, currently weighing about 1.5 kg.

Since the end of February, the Guangdong has suffered from heavy rainfall and low temperatures, causing this year's lychee flowering period to be about 20 days later than in previous years and the number of flowers reduced by half. The lychee output is forecasted to decrease and this year's lychee price will increase sharply compared to last year.

SPOTLIGHTS



According to USDA, China's orange production is forecast to about 7.6 million tons in the 2023/24 crop year due to increasing production in Jiangxi. Orange consumption and import are expected to be unchanged. China's grapefruit output is expected to increase slightly to 5.2 million tons due to favorable weather conditions. Consumption, export and processing volumes are expected to increase.

Source: Guojiguoshu.com

According to Vietnam Fruit and Vegetable Association, China has warned on 30 shipments of durian exceeding cadmium residue at the beginning of the main durian season. This is unfavorable information for businesses. In case of violation and the durians are returned, the business will suffer heavily.

Source: Cafef.vn



WOOD & WOODEN PRODUCTS

Export volume and value to China, Feb-2024



Export results to China, Feb-2024



138

mil. USD

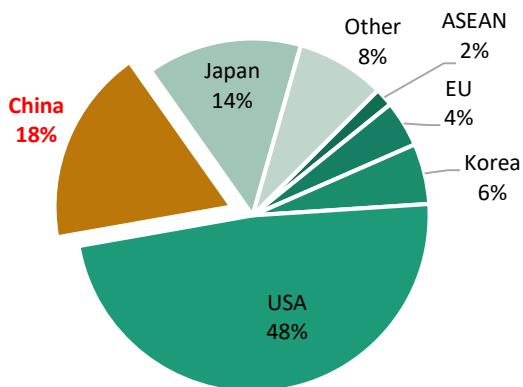
Decrease **19.1%** compared to Jan-2024

Increase **12.7%** compared to Feb-2023

↓ **6 mil. USD** less than the monthly average rate in 2023

Accumulated 2 months of 2024 reaches **308.3 mil. USD**, **17.9%** of total 2023

Percentage of export value to China, Feb-2024



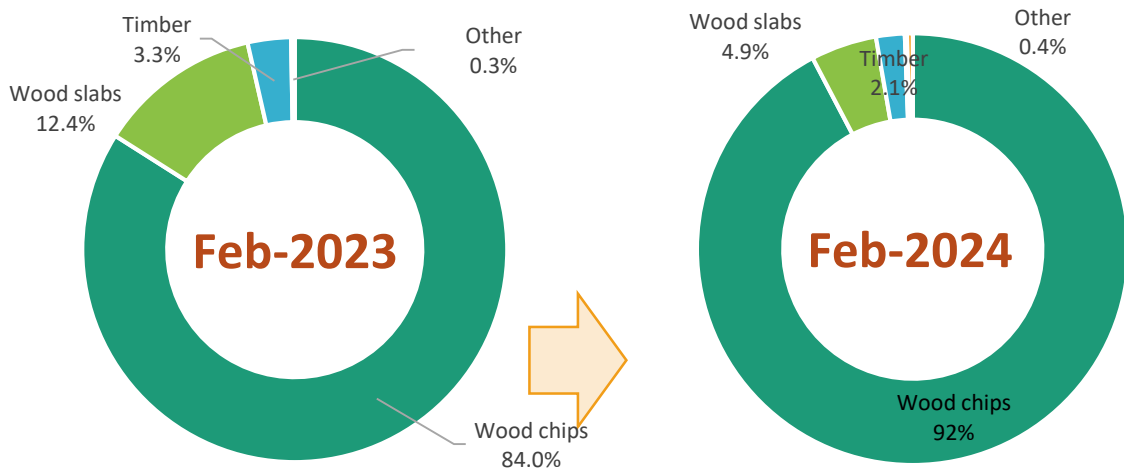
Changes in percentage of export value to China, Feb-2024





WOOD & WOODEN PRODUCTS

Structure of exports by products to China, Feb-2024



Export results to China, Feb-2024



Wood chips

Value: **125.9** mil. USD

Decrease **13%** compared to Jan-2024

Increase **23%** compared to Feb-2023



Wood slabs

Value: **6.7** mil. USD

Decrease **59%** compared to Jan-2024

Decrease **56%** compared to Feb-2023



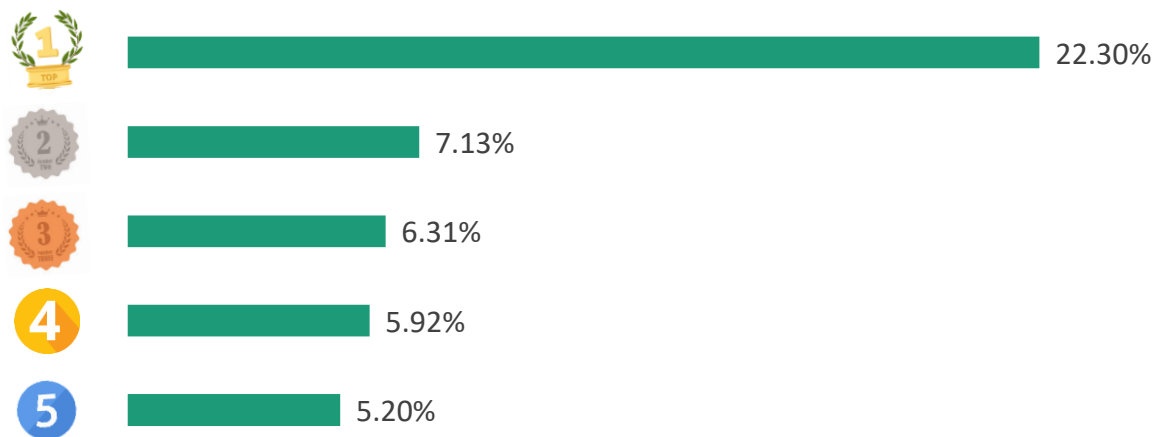
Timber

Value: **2.9** mil. USD

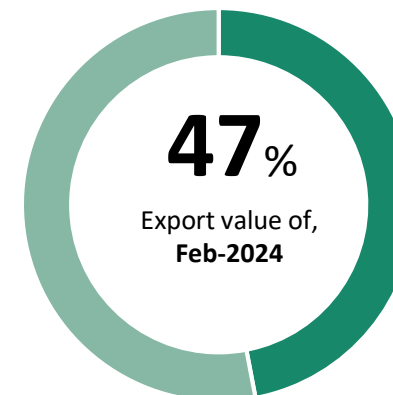
Decrease **36%** compared to Jan-2024

Decrease **27%** compared to Feb-2023

TOP 5 export enterprises by value to China, Feb-2024



Value ratio of TOP 5 export enterprises to China, Feb-2024





WOOD & WOODEN PRODUCTS



SPOTLIGHTS

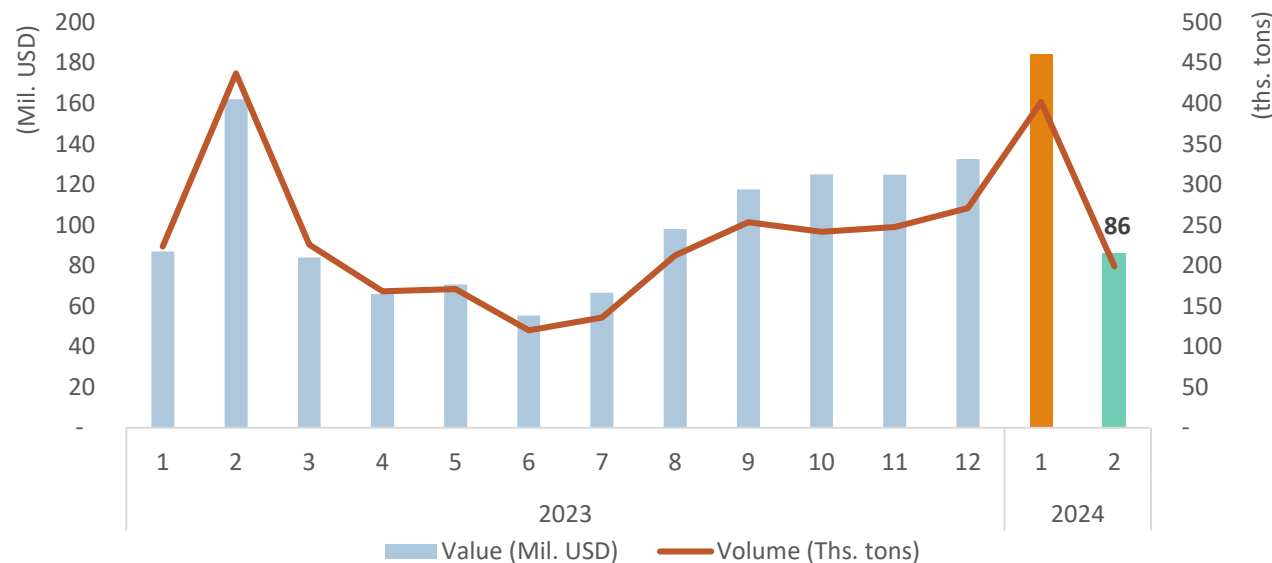
China's interior and exterior wooden furniture exports in 2023 is about 24.19 billion USD, decreasing 4% compared to 2022. The United States is the main export market, accounting for 30% of the total export value.

China's interior and exterior wooden furniture imports in 2023 is about 770.57 million USD, reducing 13% compared to 2022. Italy, Germany and Vietnam are three main suppliers for China with values of 343 million USD, 113 million USD and 75 million USD, respectively, decreasing 13%, 2% and 11% compared to 2022.



CASSAVA & CASSAVA PRODUCTS

Structure of export value by products to China, Feb-2024



Export results to China, Feb-2024

VALUE

86.1 mil. USD

↘ Decrease **53.2%** compared to Jan-2024

↘ Decrease **46.8%** compared to Feb-2023

↓ **13 mil. USD** less than the monthly average rate in 2023

❖ Accumulated 2 months of 2024 reaches **270 mil. USD**, **22.7%** of total 2023

VOLUME

198.8 ths. tons

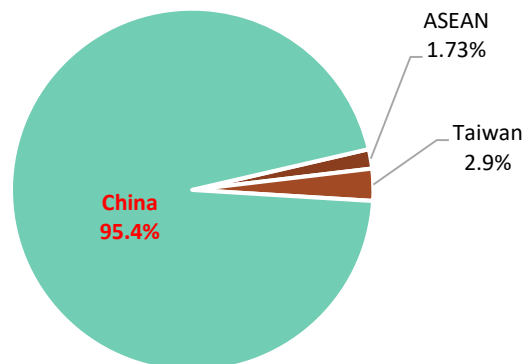
↘ Decrease **50.5%** compared to Jan-2024

↘ Decrease **54.5%** compared to Feb-2023

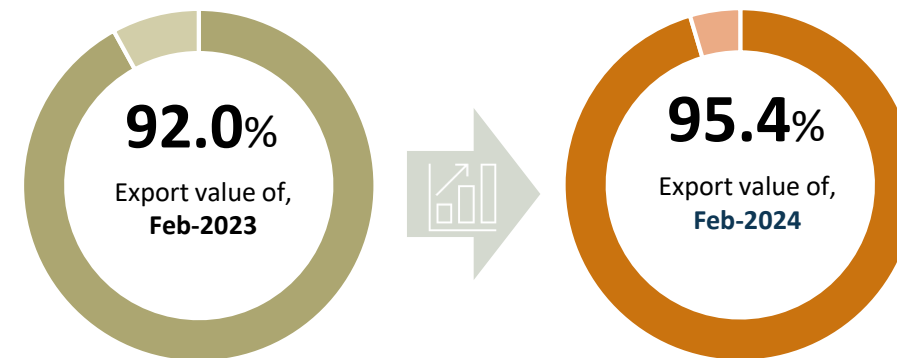
↓ **26.8 ths. tons** less than the monthly average rate in 2023

❖ Accumulated 2 months of 2024 reaches **600.8 ths. tons**, **22.2%** of total 2023

Percentage of export value to China, Feb-2024



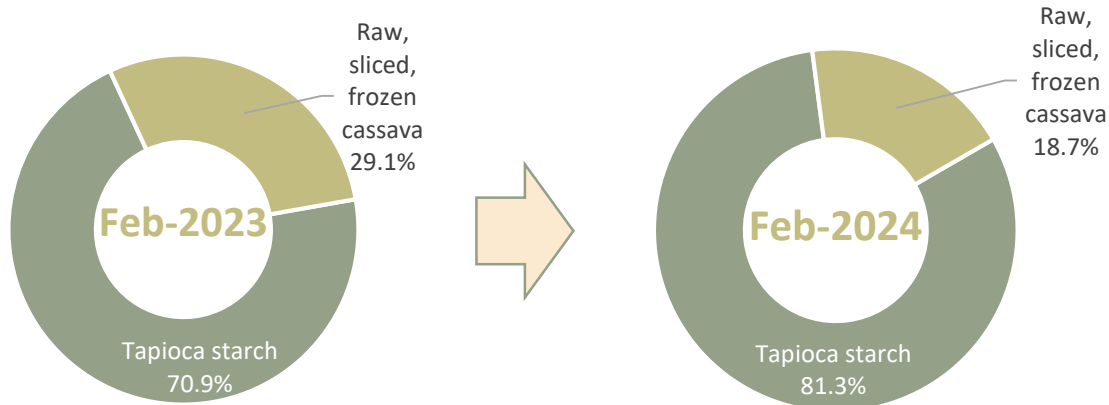
Changes in percentage of export value to China, Feb-2024





CASSAVA & CASSAVA PRODUCTS

Structure of export value by products to China, Feb-2024



Export results to China, Feb-2024



Raw, sliced, frozen cassava

Value: **16.1** mil. USD

Decrease **18.1%** compared to Jan-2024

Decrease **66%** compared to Feb-2023



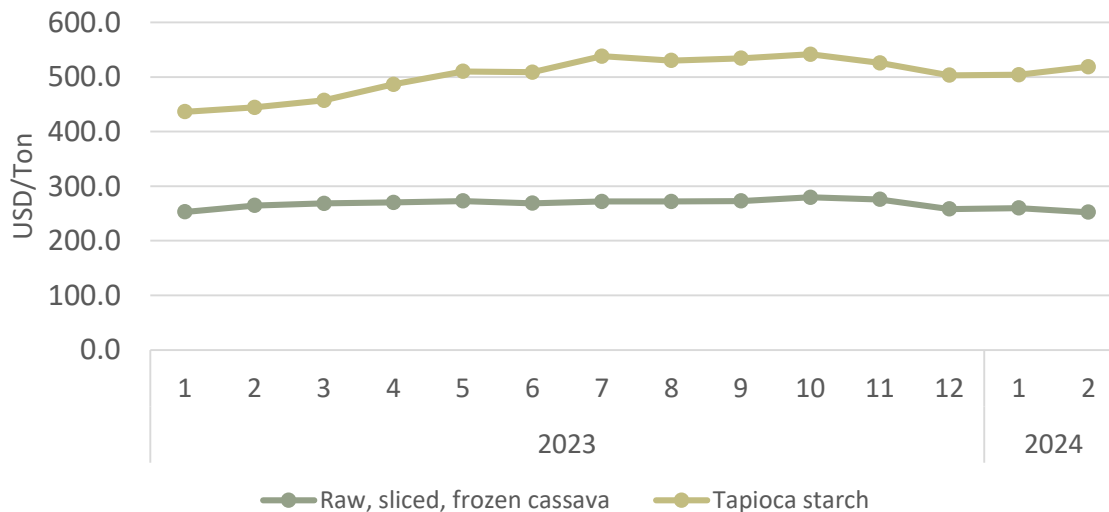
Tapioca starch

Value: **70** mil. USD

Decrease **57.4%** compared to Jan-2024

Decrease **39.1%** compared to Feb-2023

Percentage of export value to China, Feb-2024



Tapioca starch

The average export price in Feb-2024 is **519 USD/ton**; increase **2.9%** compared to the previous month; and increase **16.7%** compared to the same month of 2023.

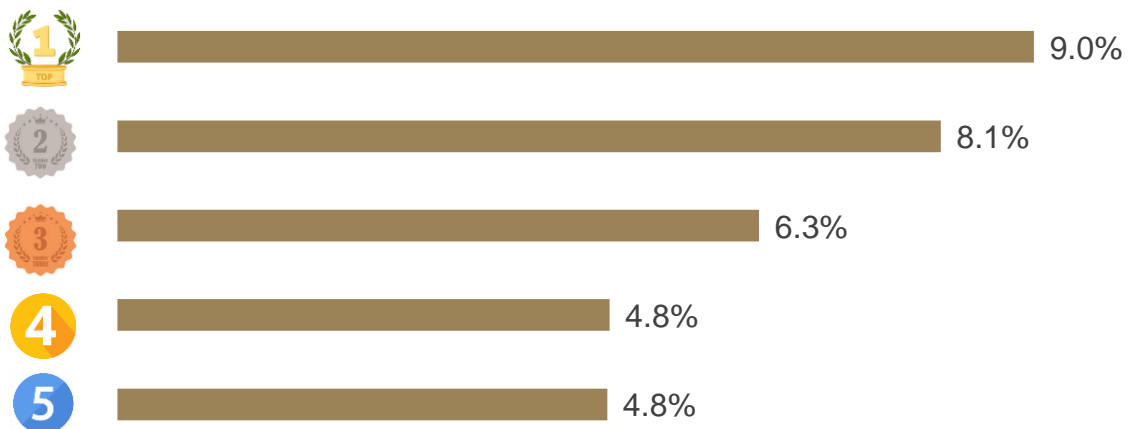
Raw, sliced, frozen cassava

The average export price in Feb-2024 is **252 USD/ton**; decrease **2.9%** compared to the previous month; and decrease **4.6%** compared to the same month of 2023.

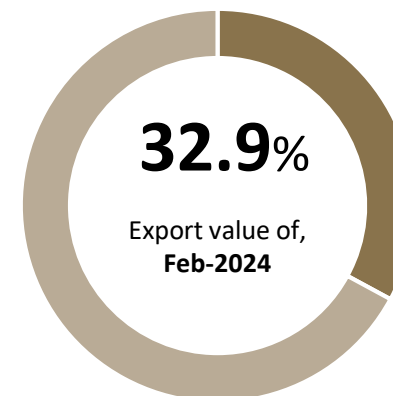


CASSAVA & CASSAVA PRODUCTS

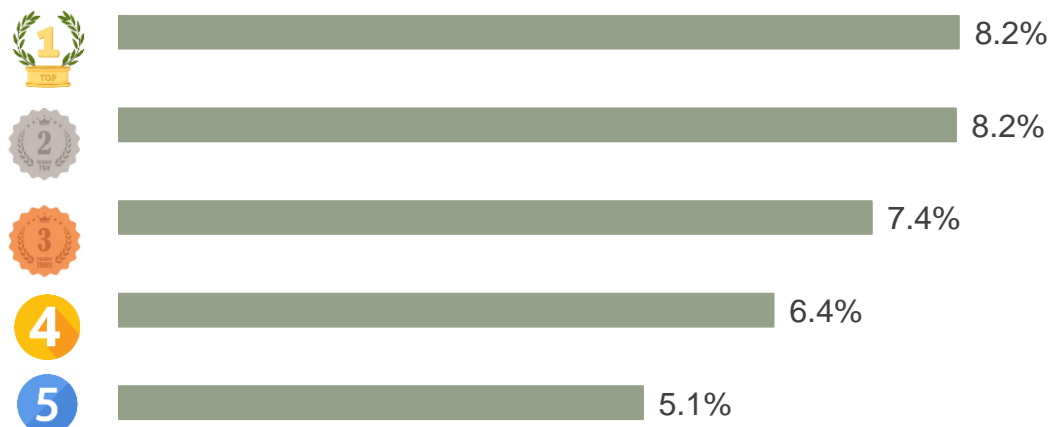
TOP 5 export enterprises by value to China, Feb-2024



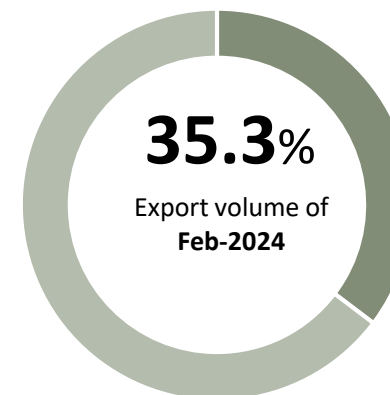
Value ratio of TOP 5 export enterprises to China, Feb-2024



TOP 5 export enterprises by volume to China, Feb-2024



Volume ratio of TOP 5 export enterprises to China, Feb-2024





In February 2024, the volume and value of China's imported dried cassava chips were 261.1 thousand tons and 68.85 million USD, decreasing by 56.61% and 57.60% over the same period last year, respectively.

Cumulatively in the first 2 months of 2024, the volume and value of China's imported dried cassava chips are 371.9 thousand tons and 99.44 million USD, respectively, reducing 69.10% and 69.23% compared to the previous year. Of which, the amount of dried cassava chips imported from Thailand accounted for 71.6% (down 74.3% over the same period last year), Vietnam accounted for 27.25% (down 39.26%).



In February 2024, the volume and value of China's cassava starch imports are 284.8 thousand tons and 151 million USD, down 25.15% and 12.30% over the same period last year. Of which, China imports cassava starch from Vietnam (down 27.36%), Thailand (down 36.69%); Cambodia (up 79.28%).

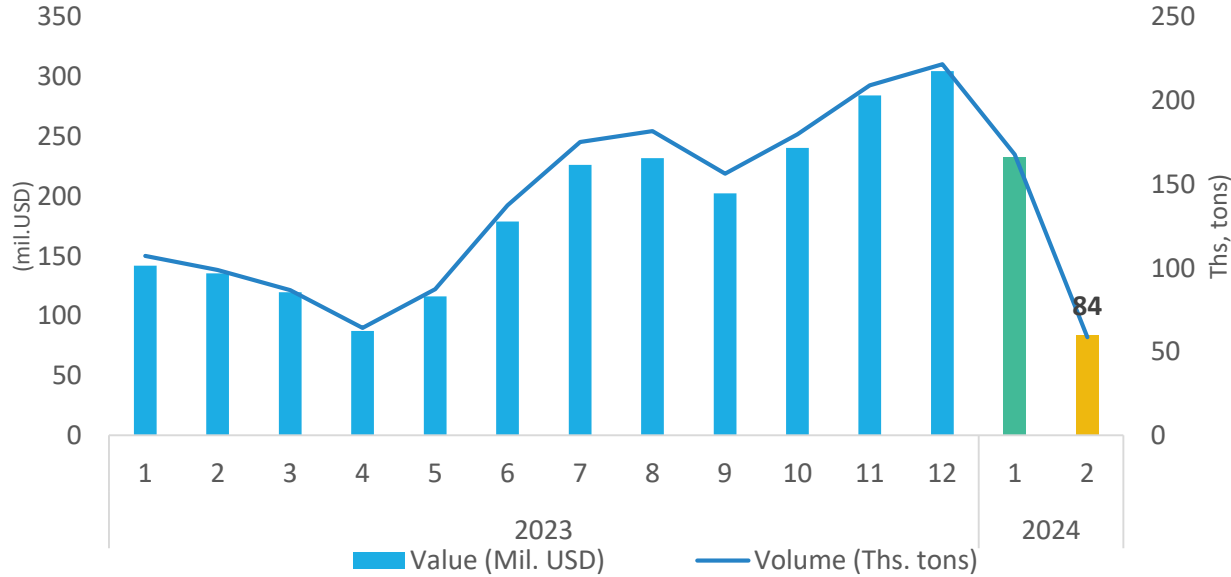
Cumulatively in the first 2 months of 2024, China's cassava starch imports are 584,500 tons, down 11.54% over the same period last year; Due to a sharp increase in import prices, import value increased by 3.15% over the same period, reaching 309 million USD. Of which, the amount of cassava starch imported from Vietnam accounts for 45.84% (down 6.12% over the same period in 2023), Thailand accounts for 33.20% (down 35.62%) and Cambodia accounts for 2.17% (up 42.40%).



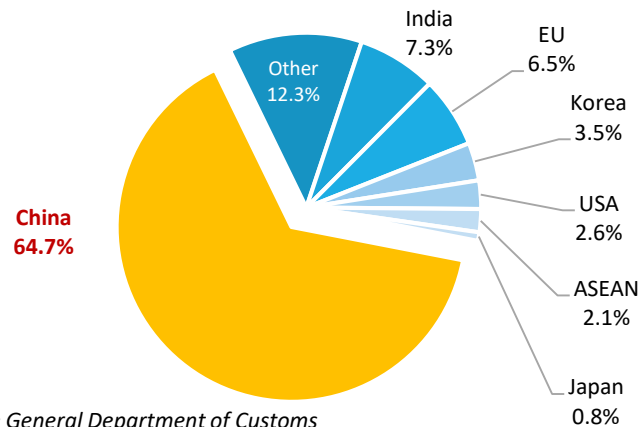


RUBBER

Export volume and value to China, Feb-2024



Percentage of export value to China, Feb-2024



Export results to China, Feb-2024

VALUE

84.1 mil. USD

↘ Decrease **64%** compared to Jan-2024

↘ Decrease **40%** compared to Feb-2023

↓ **105 mil. USD** less than the monthly average rate in 2023

❖ Accumulated 2 months of 2024 reaches **317.1 mil. USD, 14%** of total 2023

VOLUME

58.7 ths. tons

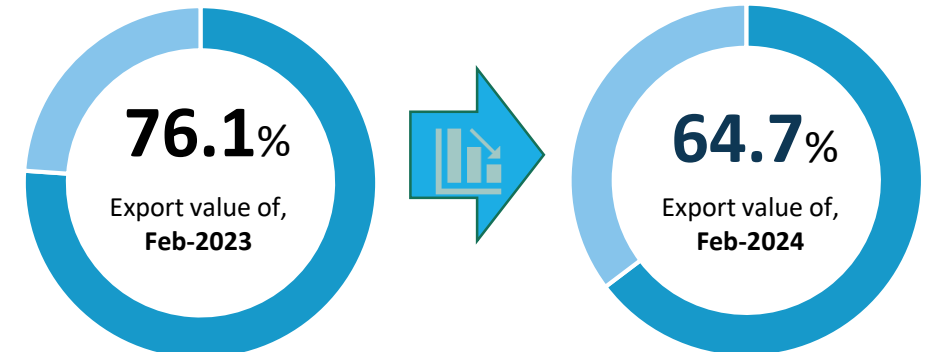
↘ Decrease **65%** compared to Jan-2024

↘ Decrease **41%** compared to Feb-2023

↓ **84 ths. tons** less than the monthly average rate in 2023

❖ Accumulated 2 months of 2024 reaches **226.5 ths. tons, 13.3%** of total 2023

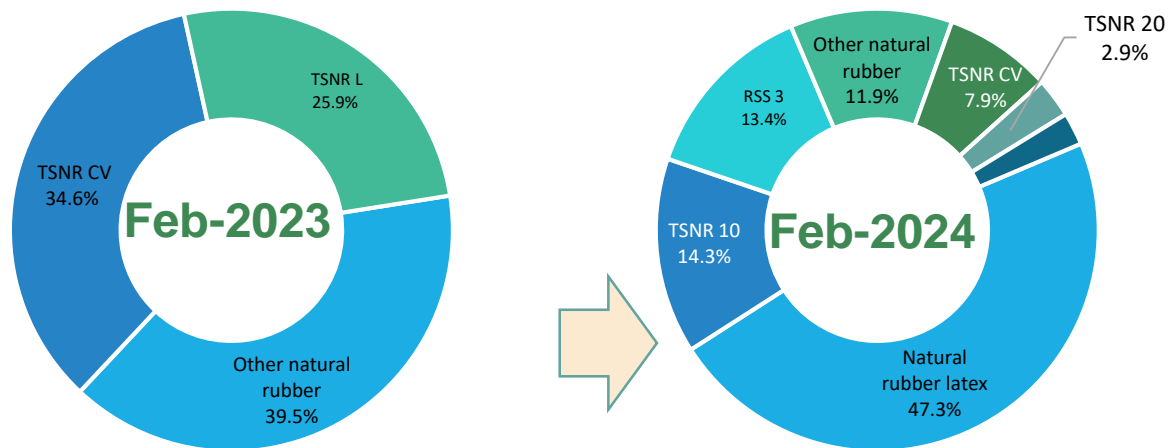
Changes in percentage of export value to China, Feb-2024



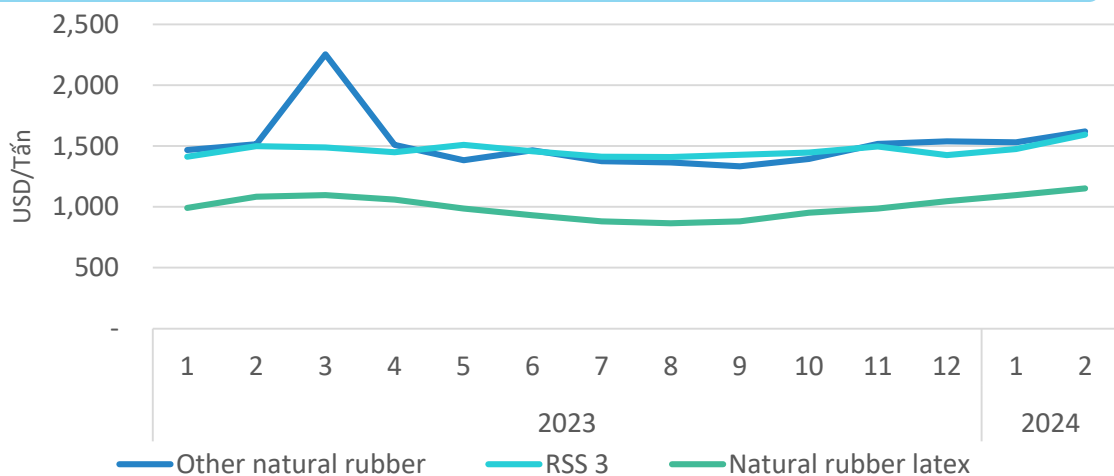


RUBBER

Structure of exports by products to China, Feb-2024



Average export price to China, Feb-2024



Export results to China, Feb-2024



Natural rubber latex

Value: **39.8** mil. USD

Decrease **78.4%** compared to Jan-2024

Decrease **17.1%** compared to Feb-2023



RSS 3

Value: **11.3** mil. USD

Decrease **17.8%** compared to Jan-2024

Decrease **67.9%** compared to Feb-2023



Other natural rubber

Value: **10.0** mil. USD

Decrease **30.7%** compared to Jan-2024

Decrease **38.5%** compared to Feb-2023

Natural rubber latex

The average export price in Feb-2024 is **1,152** USD/ton; **increase 5.1%** compared to the previous month; and **increase 6.5%** compared to the same month of 2023.

RSS 3

The average export price in Feb-2024 is **1,595** USD/ton; **increase 8.1%** compared to the previous month; and **increase 6.4%** compared to the same month of 2023.

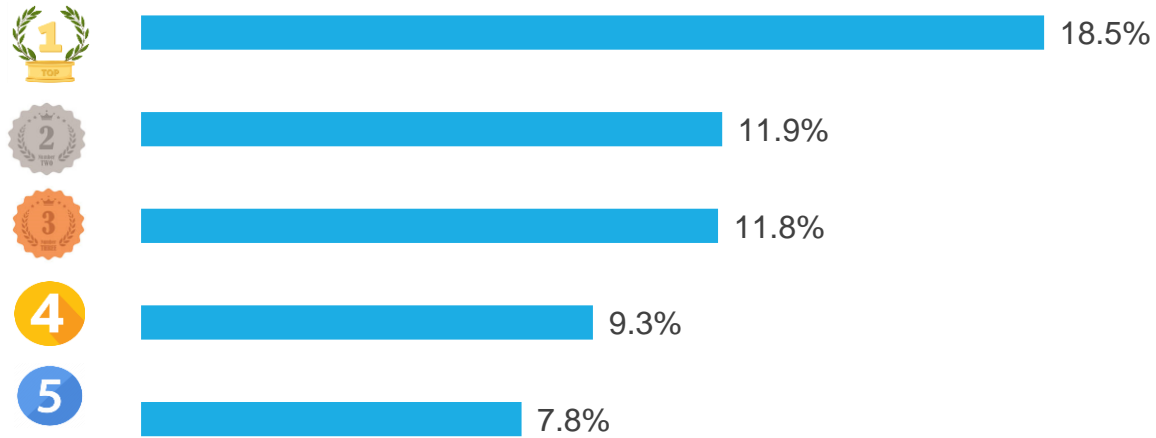
Other natural rubber

The average export price in Feb-2024 is **1,620** USD/ton; **increase 5.9%** compared to the previous month; and **increase 6.9%** compared to the same month of 2023.

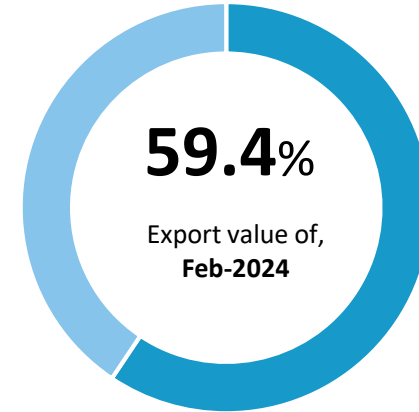


RUBBER

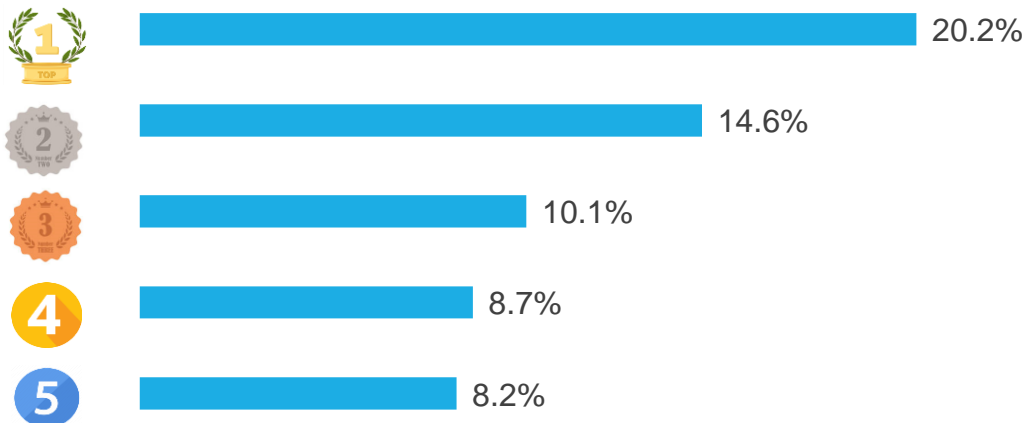
TOP 5 export enterprises by value to China, Feb-2024



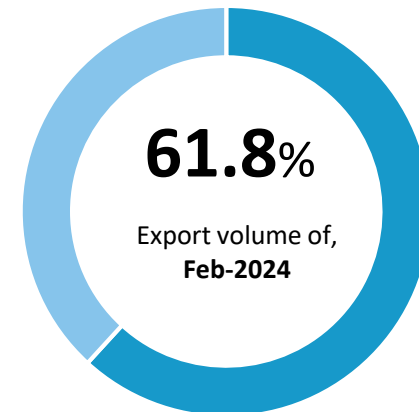
Value ratio of TOP 5 export enterprises to China, Feb-2024



TOP 5 export enterprises by volume to China, Feb-2024



Volume ratio of TOP 5 export enterprises to China, Feb-2024





RUBBER

SPOTLIGHTS

❖ China's imports of natural and synthetic rubber (including latex) from January to February 2024 reached 1.16 million tons, reducing 12.6% compared to same period last year (1.322 million tons).

Source: Tổng cục Hải quan Trung Quốc

❖ In the first two months of 2024, China's rubber tire output reached 153.24 million units, an increase of 19.5% over the same period in 2023.

Source: Cục Thống kê Quốc gia Trung Quốc

❖ In the first 2 months of 2024, China's rubber tire exports reached 1.33 million tons, an increase of 9.7% over the same period last year; export value was 23.622 billion yuan, up 10.3% over the same period last year.

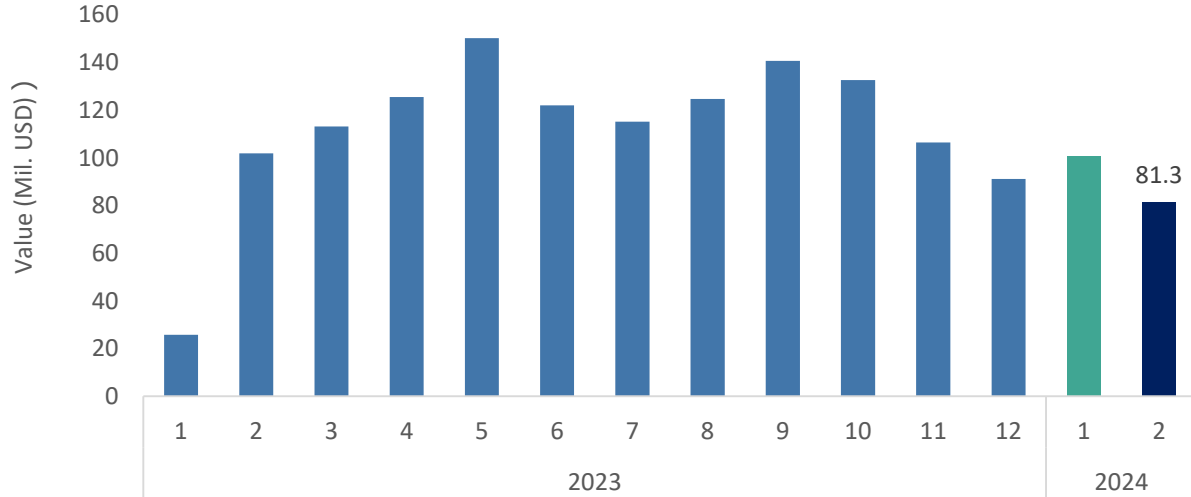
Source: The General Administration of Customs of the People's Republic of China





FISHERIES

Export volume and value to China, Feb-2024



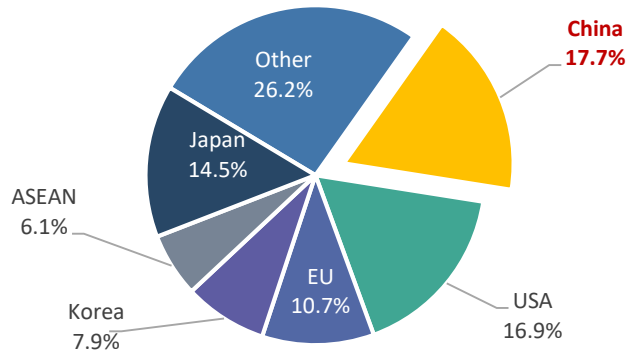
Export results to China, Feb-2024

VALUE

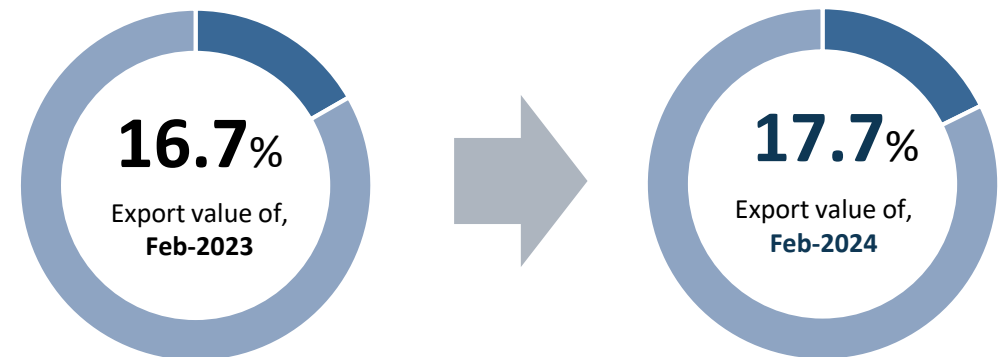
81.3 *mil. USD*

- ↘ Decrease **19.4%** compared to Jan-2024
- ↘ Decrease **20.2%** compared to Feb-2023
- ▼ **31.2 mil. USD** less than the monthly average rate in 2023
- ❖ Accumulated 2 months of 2024 reaches **182.2** mil. USD, **13.5%** of total 2023

Percentage of export value to China, Feb-2024



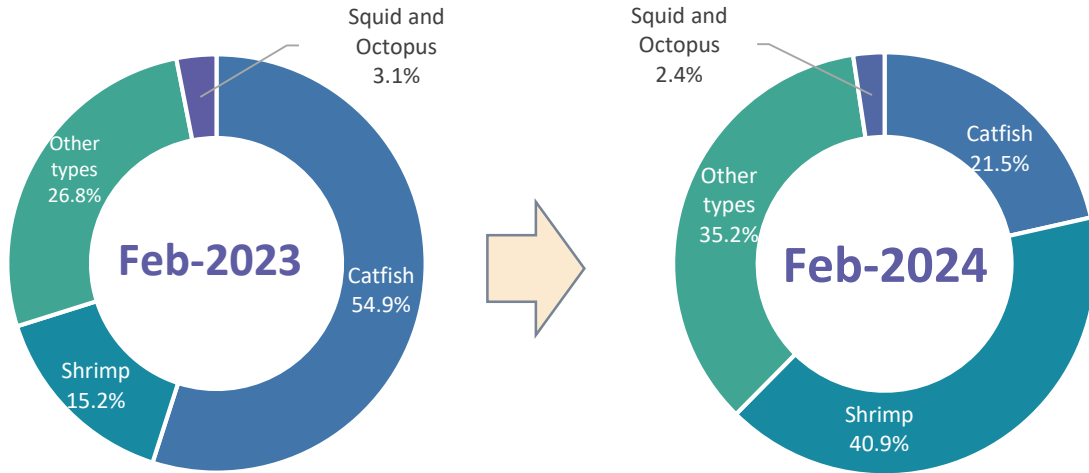
Changes in percentage of export value to China, Feb-2024





FISHERIES

Structure of exports by products to China, Feb-2024



Seafood exports to China, Feb-2024



Catfish

Value: **17.5** mil. USD

Decrease **55.7%** compared to Jan-2024

Decrease **68.8%** compared to Feb-2023

Shrimp

Value: **33.3** mil. USD

Decrease **0.7%** compared to Jan-2024

Increase **114.7%** compared to Feb-2023

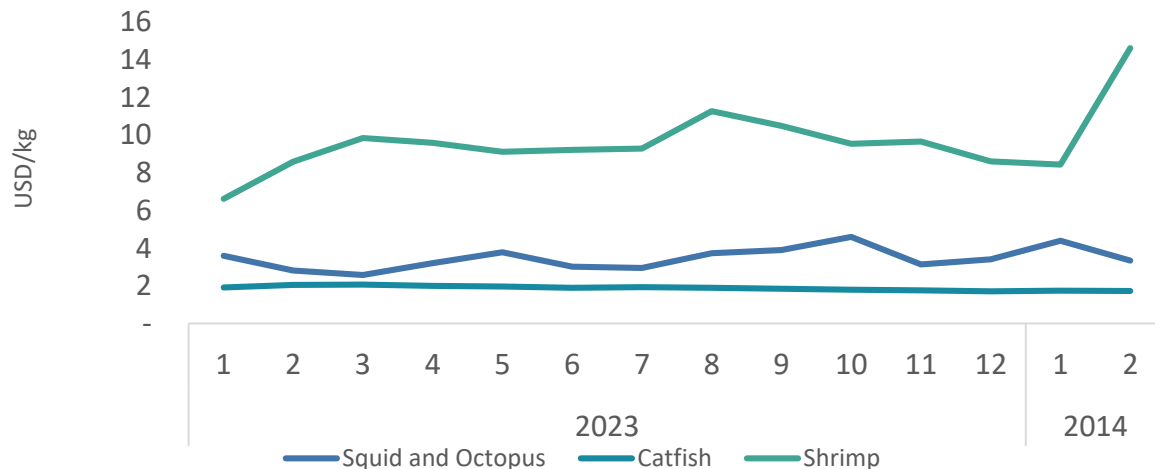
Squid and Octopus

Value: **1.9** mil. USD

Decrease **70.7%** compared to Jan-2024

Decrease **38.2%** compared to Feb-2023

Average export seafood price to China, Feb-2024



Squid and Octopus

The average export price in Feb-2024 is **4.4** USD/kg; **increase 30.7%** compared to the previous month; and **increase 21.9%** compared to the same month of 2023.

Catfish

The average export price in Feb-2024 is **1.7** USD/kg; **increase 1.5%** compared to the previous month; and **decrease 8.6%** compared to the same month of 2023.

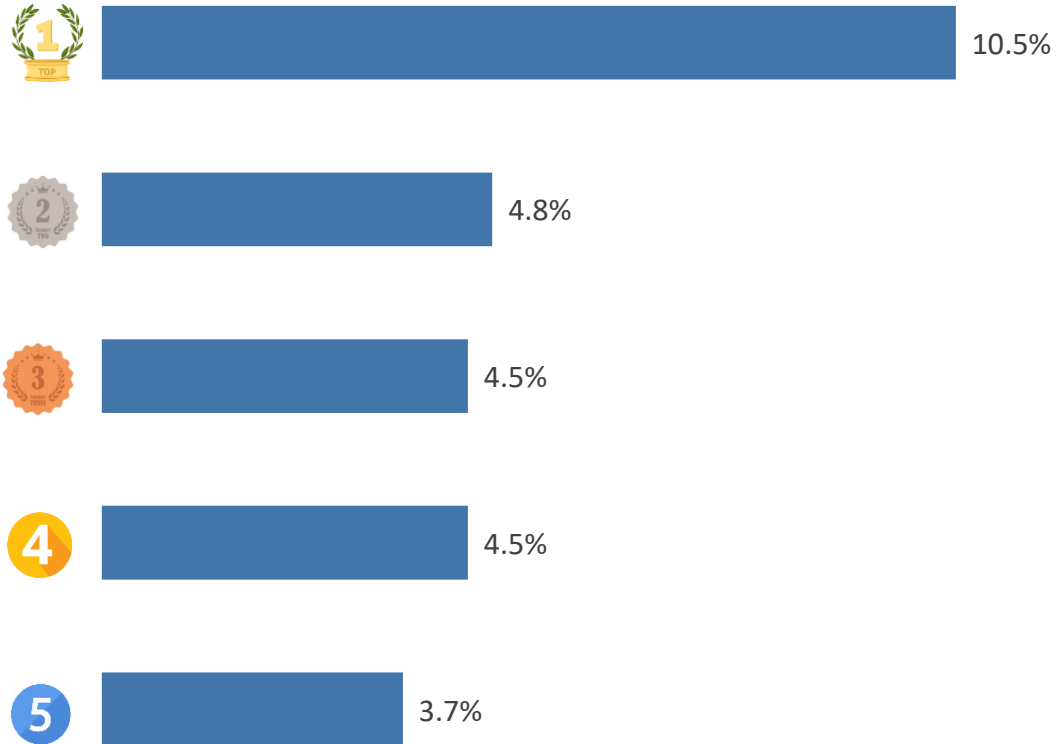
Shrimp

The average export price in Feb-2024 is **14.6** USD/kg; **increase 73.4%** compared to the previous month; and **increase 70.4%** compared to the same month of 2023.

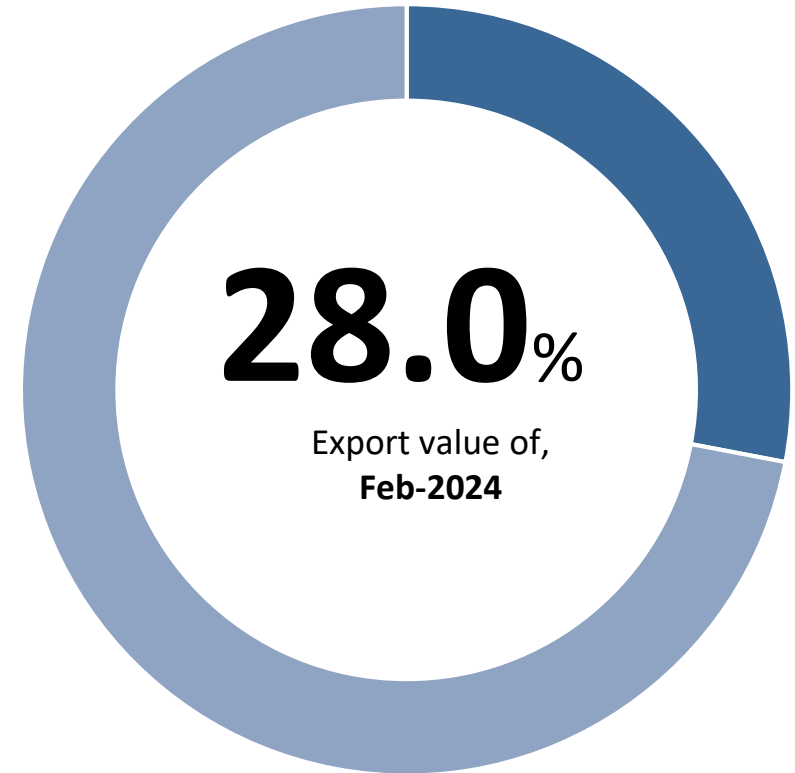


FISHERIES

TOP 5 export enterprises by value to China, Feb-2024



Value ratio of TOP 5 export enterprises to China, Feb-2024



Chinese shrimp prices sharply increase due to low supply.

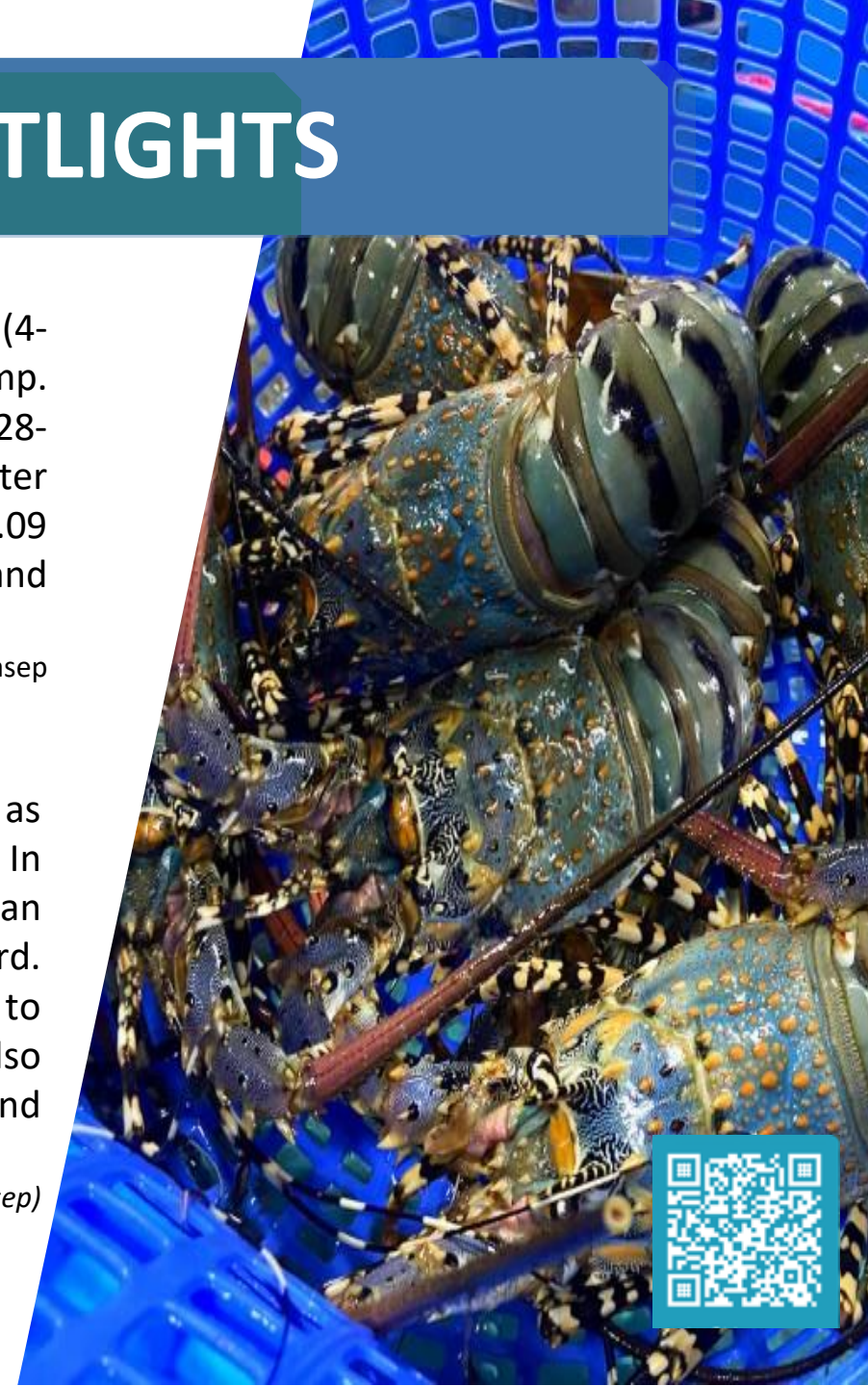
Farmed shrimp prices across China increased sharply in the first week of March 2024 (4-10 March) due to the lack of supply of domestic live shrimp and imported frozen shrimp. On March 10, prices of shrimps in Guangdong province increased by 2-4 yuan/kg (0.28-0.56 USD) compared to the previous week. In Rudong, Jiangsu, where there is a winter shrimp farming greenhouse, the price of 60-sized shrimp reached 58 yuan/kg (8.09 USD/kg). Two main reasons for the price increase are low seasonal harvest volumes, and reduced imports from Ecuador due to Chinese Customs tightened inspections .

Source: Vasep

Ecuadorian shrimp faces difficulties in China

Ecuador continues to review and tighten internal regulations on shrimp exports as soon as China sends a warning letter about sodium metabisulfite residue found in some orders. In early 2024, Ecuadorian shrimp is supervised when there is information on Ecuadorian shrimp sold on commercial platforms contained preservatives exceeding the standard. Quanlian Jicai, the leading shrimp importer in China, said that shrimp orders begun to decrease and Ecuadorian shrimp imports will decrease in the coming time. China also increased port inspections of Ecuadorian shrimp, especially regulations on labeling and metabisulfite residue.

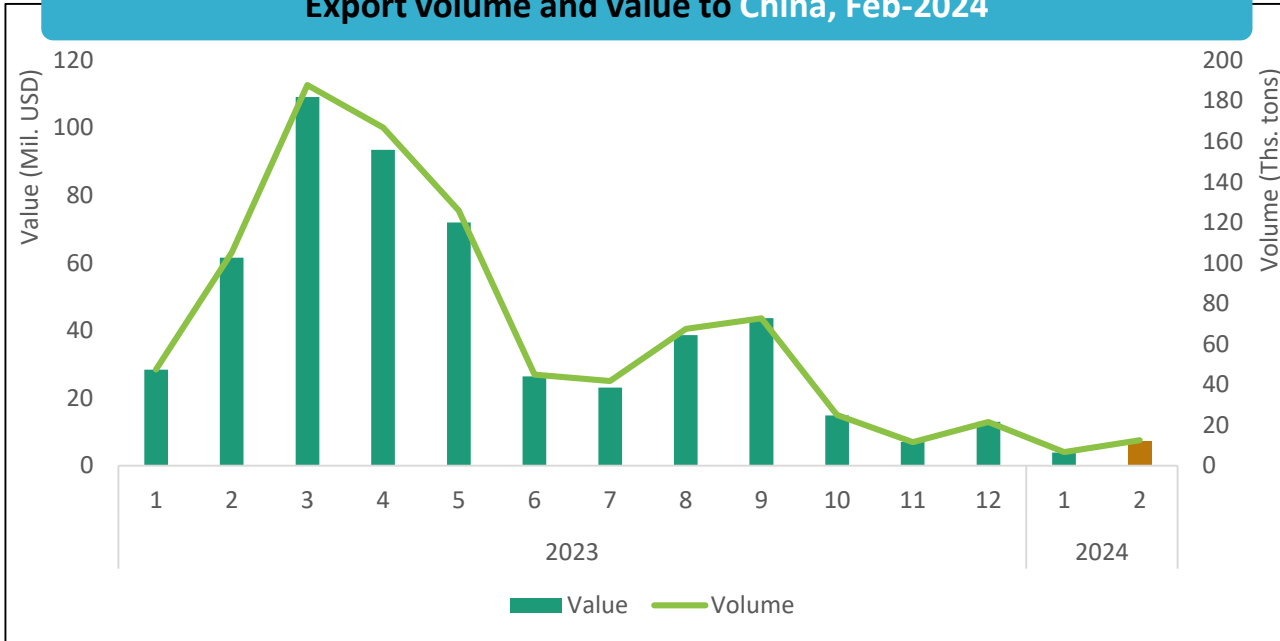
Source: Vasep)





RICE

Export volume and value to China, Feb-2024



Export results to China, Feb-2024

7.4 ^{VALUE} *mil. USD*



↗ Decrease **92.3%** compared to Jan-2024

↘ Decrease **87.9%** compared to Feb-2023

↓ **36.8 mil. USD** less than the monthly average rate in 2023

❖ Accumulated 2 months of 2024 reaches **11.3 mil. USD, 2.1%** of total 2023

12.6 ^{VOLUME} *ths. tons*



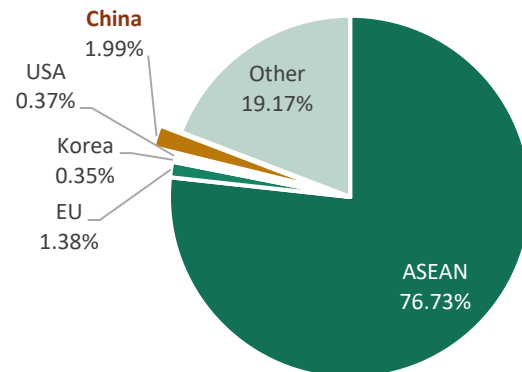
↗ Decrease **85.8%** compared to Jan-2024

↘ Decrease **88.0%** compared to Feb-2023

↓ **63.9 ths. tons** less than the monthly average rate in 2023

❖ Accumulated 2 months of 2024 reaches **19.5 ths. tons, 2.1%** of total 2023

Percentage of export value to China, Feb-2024



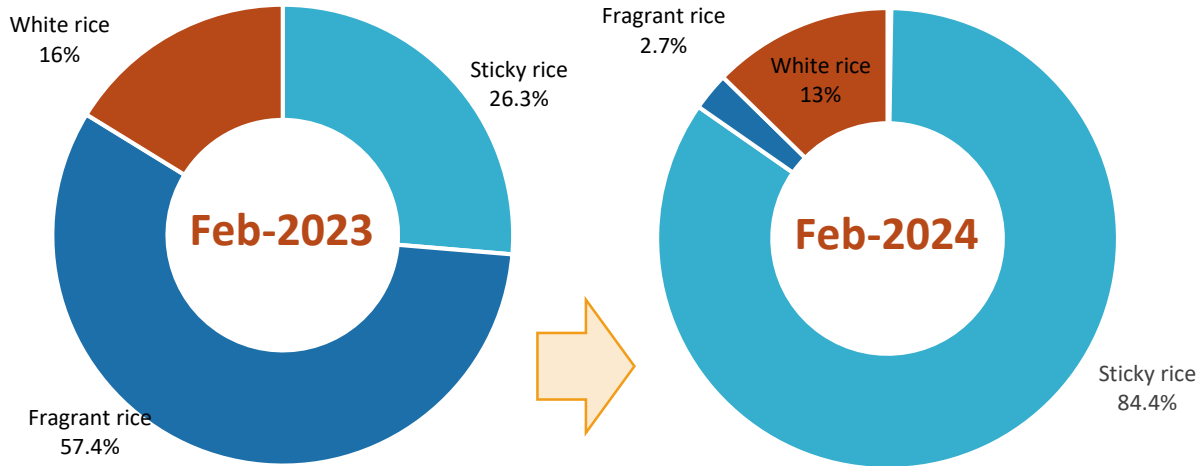
Changes in percentage of export value to China, Feb-2024



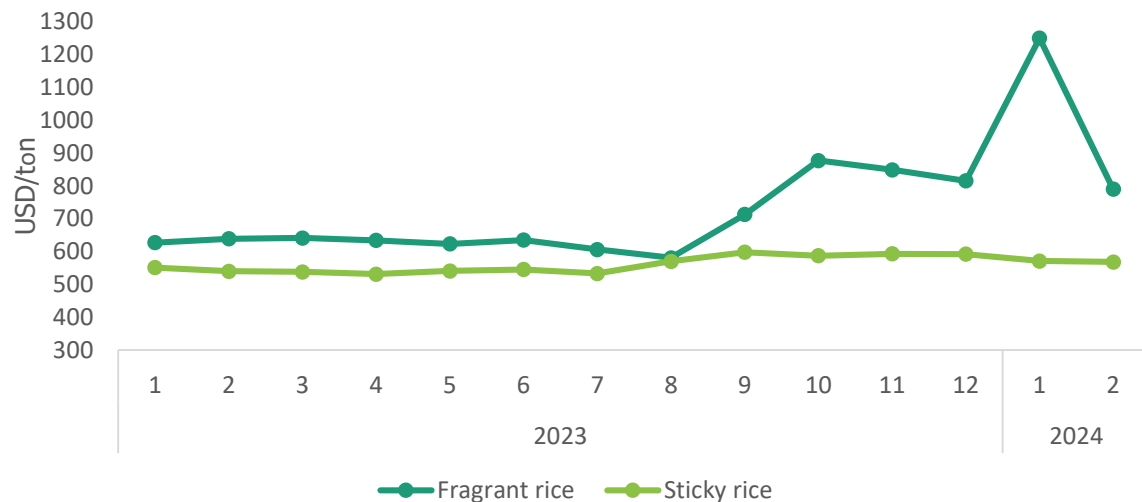


RICE

Structure of exports by products to China, Feb-2024



Average export rice price to China, Feb-2024



Export results to China, Feb-2024



Sticky rice

Value: **6.3** mil. USD

Increase **63%** compared to Jan-2024

Decrease **61%** compared to Feb-2023

White rice

Value: **0.9** ths, USD

Increase **N/A** compared to Jan-2024

Decrease **91%** compared to Feb-2023

Sticky rice

The average export price in Feb-2024 is **568** USD/ton; **decrease 1%** compared to the previous month; and **increase 5%** compared to the same month of 2023.

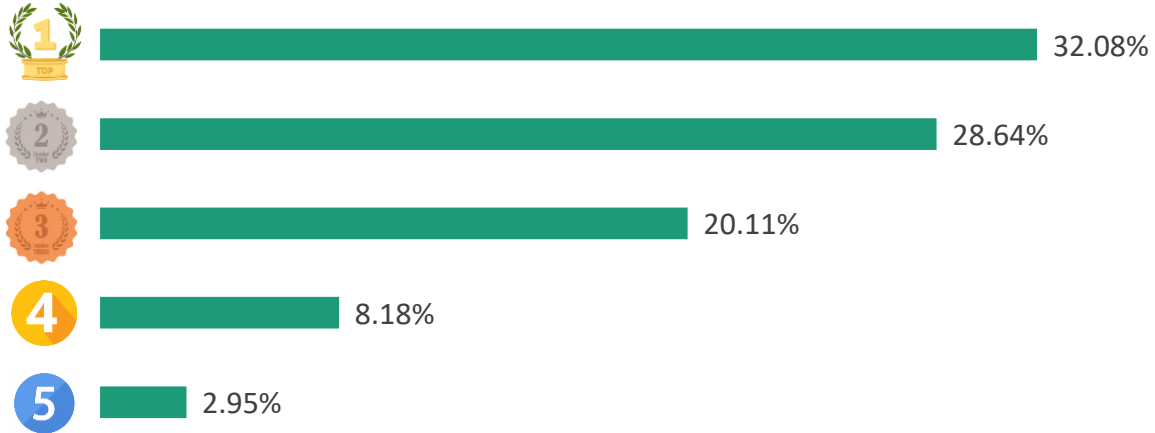
Sticky rice

The average export price in Feb-2024 is **790** USD/ton; **decrease 37%** compared to the previous month; and **increase 23%** compared to the same month of 2023.

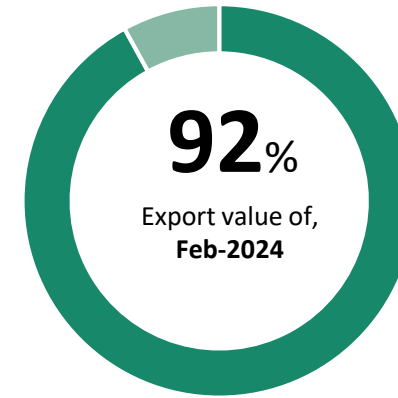


RICE

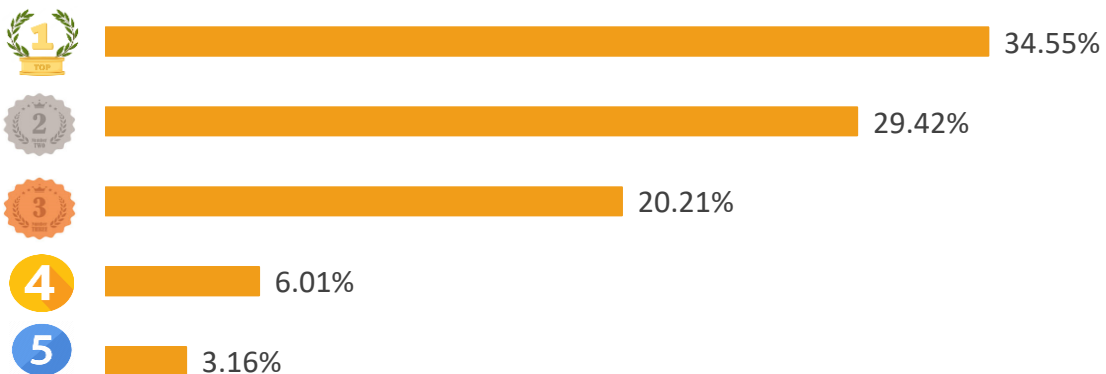
TOP 5 export enterprises by value to China, Feb-2024



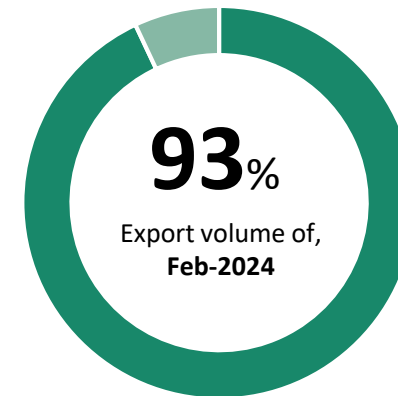
Value ratio of TOP 5 export enterprises to China, Feb-2024



TOP 5 export enterprises by volume to China, Feb-2024



Volume ratio of TOP 5 export enterprises to China, Feb-2024





RICE

SPOTLIGHTS



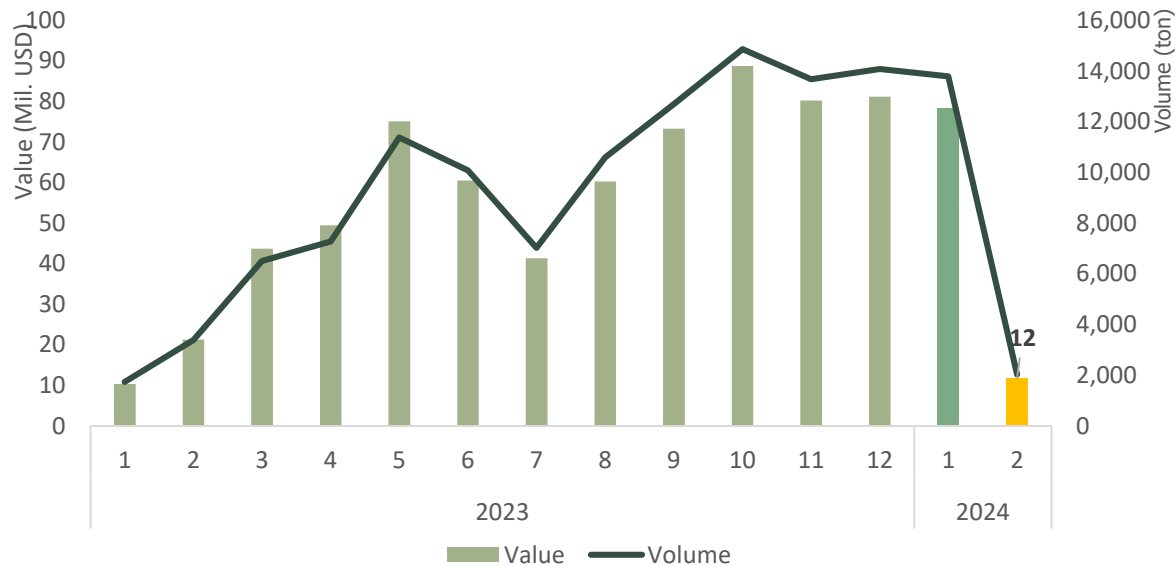
According to the General Administration of Customs of the People's Republic of China, in February 2024, China's total rice imports were 80,000 tons, decreasing 60,000 tons compared to the previous month. In the first 2 months of 2024, the amount of imported rice reached 220,000 tons, decreasing 63.8% over the same period last year.

In February 2024, China's total rice exports were 30,000 tons, down 120,000 tons from the previous month. Accumulated in the first 2 months of 2024, the amount of rice exported reached 180,000 tons, an increase of 14.2% over the same period last year.



CASHEW NUTS

Export value and volume to China, Feb-2024



Export results to China, Feb-2024

VALUE
11.6 mil. USD

↘ Decrease **85.2%** compared to Jan-2024

↘ Decrease **45.4%** compared to Feb-2023

↓ **45.5 mil. USD** less than the monthly average rate in 2023

❖ Accumulated 2 months of 2024 reaches **90 mil. USD, 13%** of total 2023

VOLUME
2.02 ths. tons

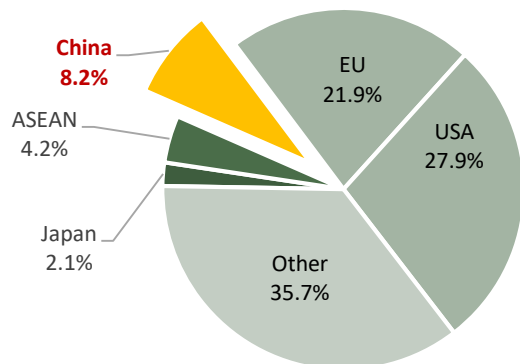
↘ Decrease **85.2%** compared to Jan-2024

↘ Decrease **40.5%** compared to Feb-2023

↓ **7.4 ths. tons** less than the monthly average rate in 2023

❖ Accumulated 2 months of 2024 reaches **15.8 ths. tons, 14%** of total 2023

Changes in percentage of export value to China, Feb-2024



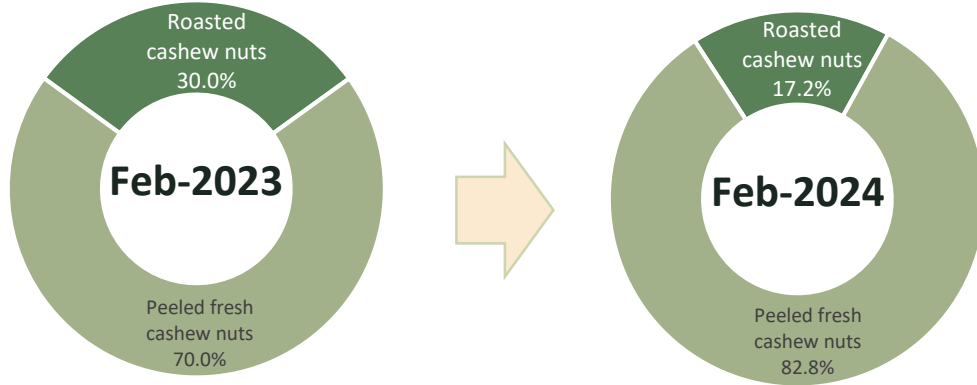
Changes in percentage of export value to China, Nov-2023



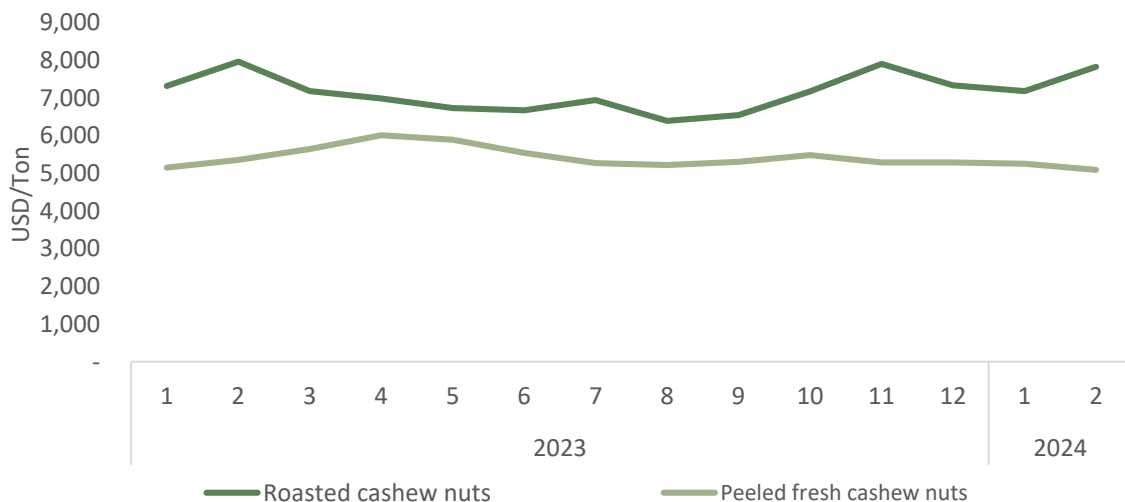


CASHEW NUTS

Structure of exports by products to China, Feb-2024



Average export cashew nuts price to China, Feb-2024



Export results to China, Feb-2024



Peeled fresh cashew nuts

Value: **9.6** mil. USD

Decrease **85.5%** compared to Jan-2024

Decrease **35.5%** compared to Feb-2023



Roasted cashew nuts

Value: **2.0** mil. USD

Decrease **83.6%** compared to Jan-2024

Decrease **68.8%** compared to Feb-2023

Peeled fresh cashew nuts

The average export price in Feb-2024 is **5,087** USD/ton; **increase 9.0%** compared to the previous month; and **decrease 1.7%** compared to the same month of 2023.

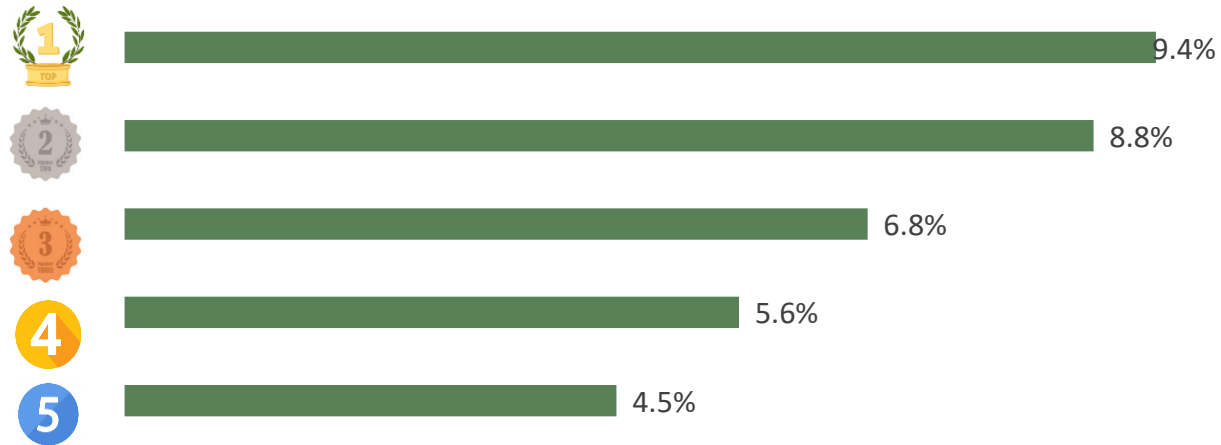
Roasted cashew nuts

The average export price in Feb-2024 is **7,820** USD/ton; **decrease 3.2%** compared to the previous month; and **decrease 4.9%** compared to the same month of 2023.

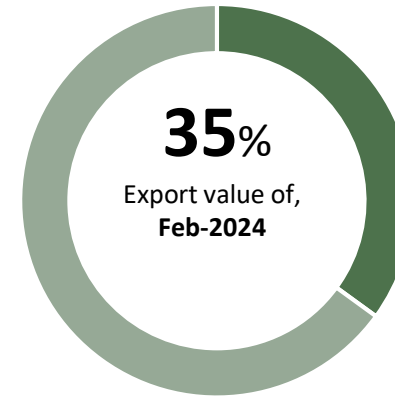


CASHEW NUTS

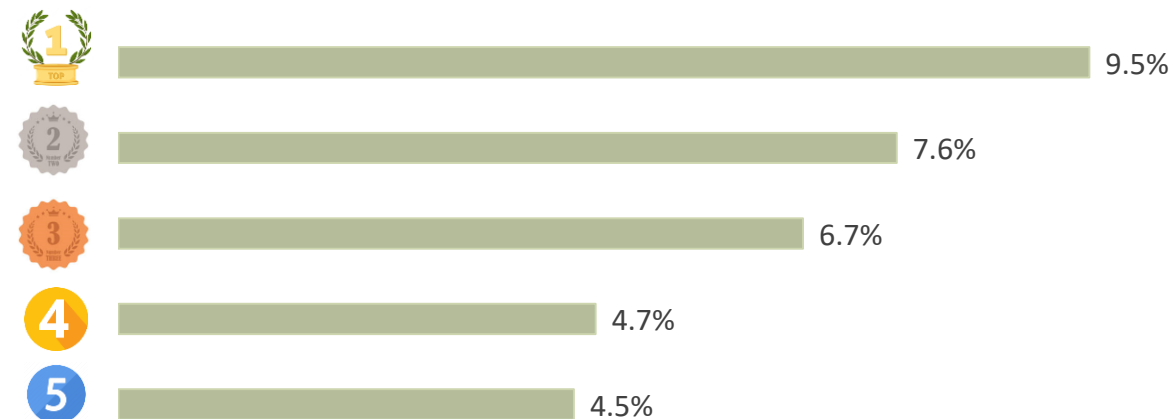
TOP 5 export enterprises by value to China, Feb-2024



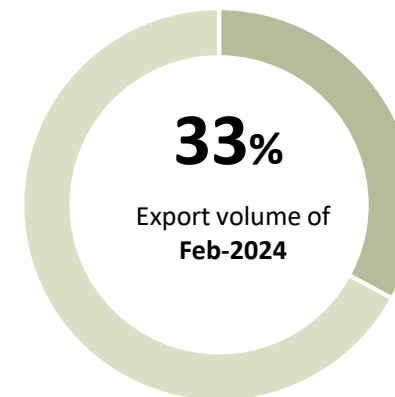
Value ratio of TOP 5 export enterprises to China, Feb-2024



TOP 5 export enterprises by volume to China, Feb-2024



Volume ratio of TOP 5 export enterprises to China, Feb-2024



CASHEW NUTS

SPOTLIGHTS



According to the General Administration of Customs of the People's Republic of China, in the first 2 months of 2024, China's imported cashew nuts is about 8.41 thousand tons, with value of 42.16 million USD, an increase of 9.7% in volume and an increase of 42% in value. prices compared to the same period in 2023.

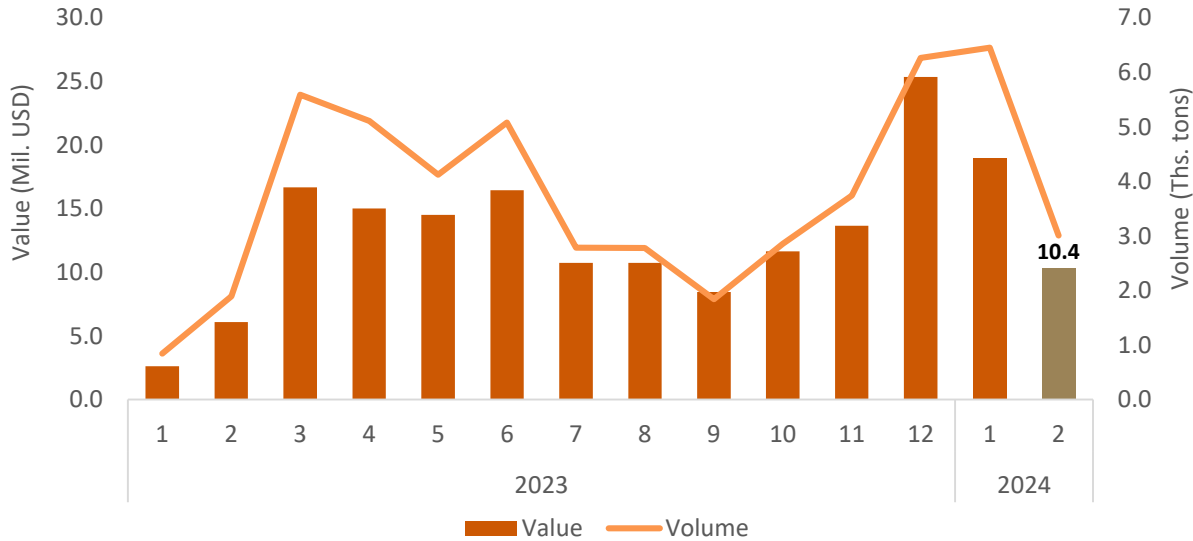
China imports cashew nuts mainly from Vietnam. In the first 2 months of 2024, the imported volume from Vietnam is about 6.43 thousand tons, accounting for 76.53% of China's total imports.

Source: Agency of Foreign Trade - Ministry of Industry and Trade



COFFEE

Export volume and value to China, Feb-2024



Export results to China, Feb-2024

VALUE

10.4 mil. USD

↘ Decrease **45.4%** compared to Jan-2024

↗ Increase **70.5%** compared to Feb-2023

↘ **2.3 mil. USD** less than the monthly average rate in 2023

❖ Accumulated 2 months of 2024 reaches **29.3 mil. USD, 6.8%** of total 2023

VOLUME

3 ths. tons

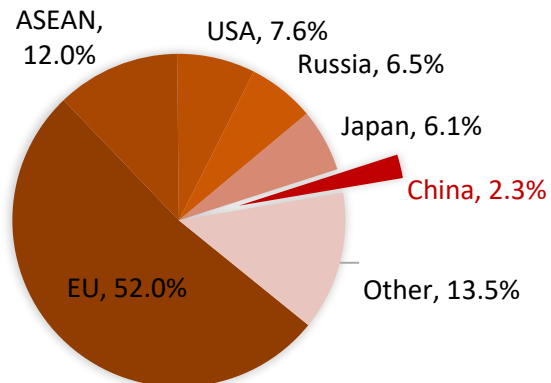
↘ Decrease **53.4%** compared to Jan-2024

↗ Increase **58.9%** compared to Feb-2023

↘ **0.6 ths. tons** less than the monthly average rate in 2023

❖ Accumulated 2 months of 2024 reaches **9.5 ths. tons, 0.6%** of total 2023

Percentage of export value to China, Feb-2024

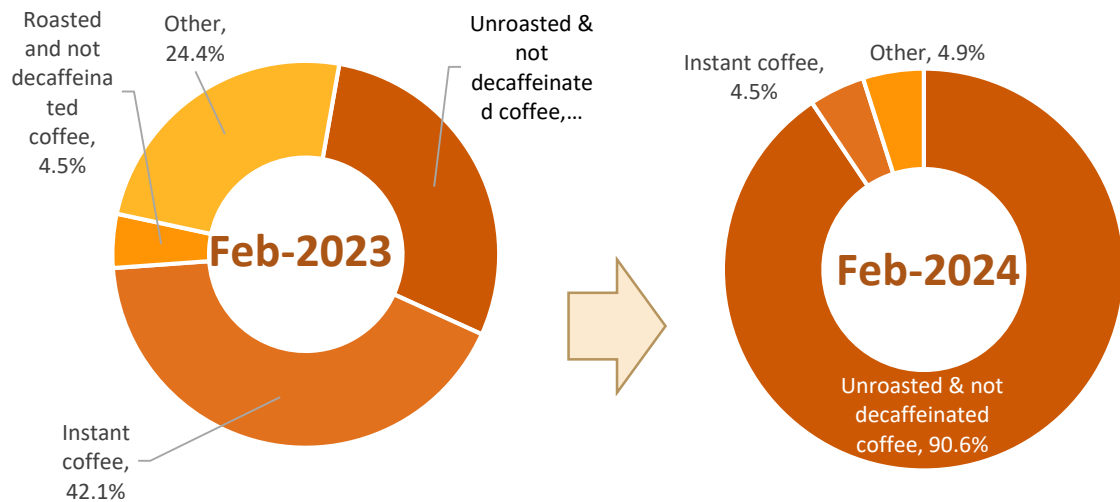


Changes in percentage of export value to China, Feb-2024

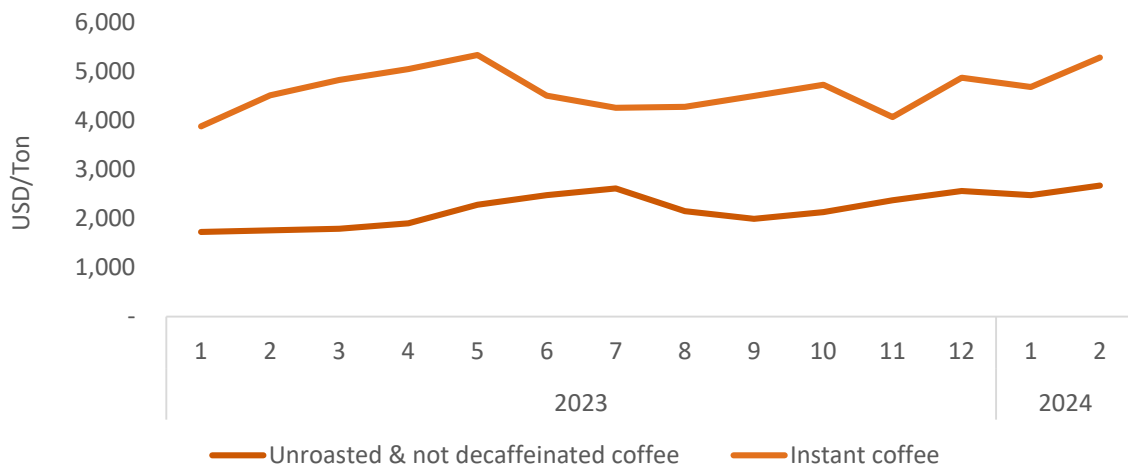


COFFEE

Structure of exports by products to China, Feb-2024



Average export price to China, Feb-2024



Export results to China, Feb-2024



Unroasted & not decaffeinated coffee

Value: **5** mil. USD

Decrease **62.8%** compared to Jan-2024

Increase **182%** compared to Feb-2023



Instant coffee

Value: **2.6** mil. USD

Increase **21.6%** compared to Jan-2024

Increase **2%** compared to Feb-2023



Other

Value: **0.8** mil. USD

Decrease **33.2%** compared to Jan-2024

Increase **38.8%** compared to Feb-2023

Instant coffee

The average export price in Feb-2024 is **5,278** USD/ton; increase **12.9%** compared to the previous month; and increase **17.2%** compared to the same month of 2023.

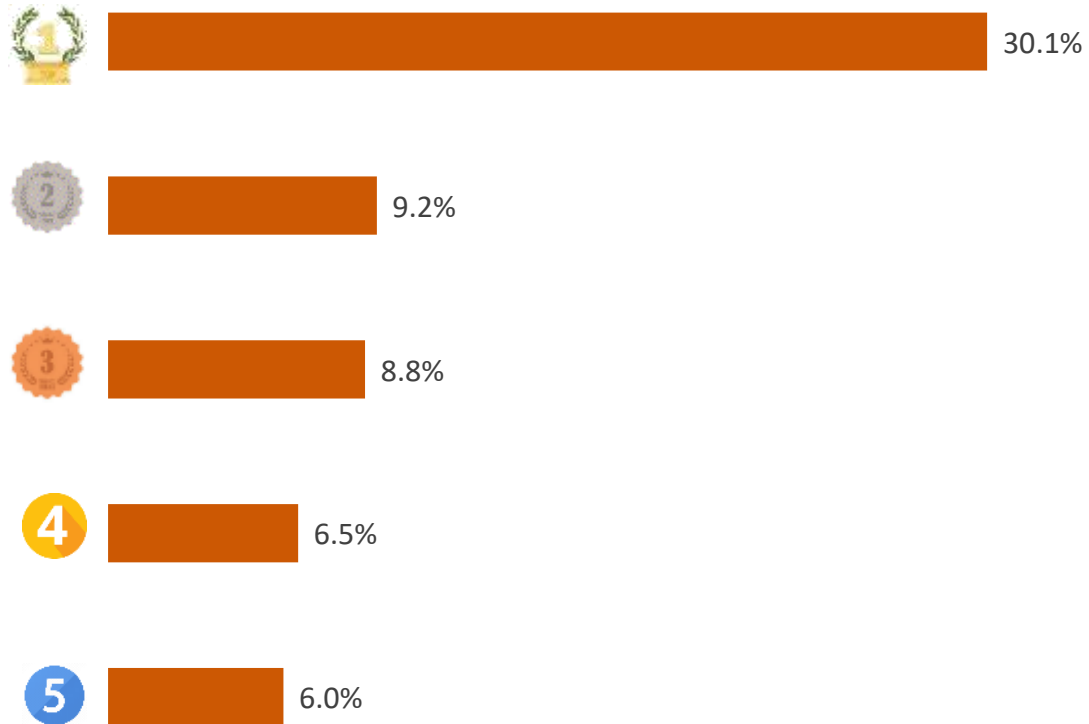
Unroasted & not decaffeinated coffee

The average export price in Feb-2024 is **2,669** USD/ton; increases **7.8%** compared to the previous month; and increase **51.8%** compared to the same month of 2023.

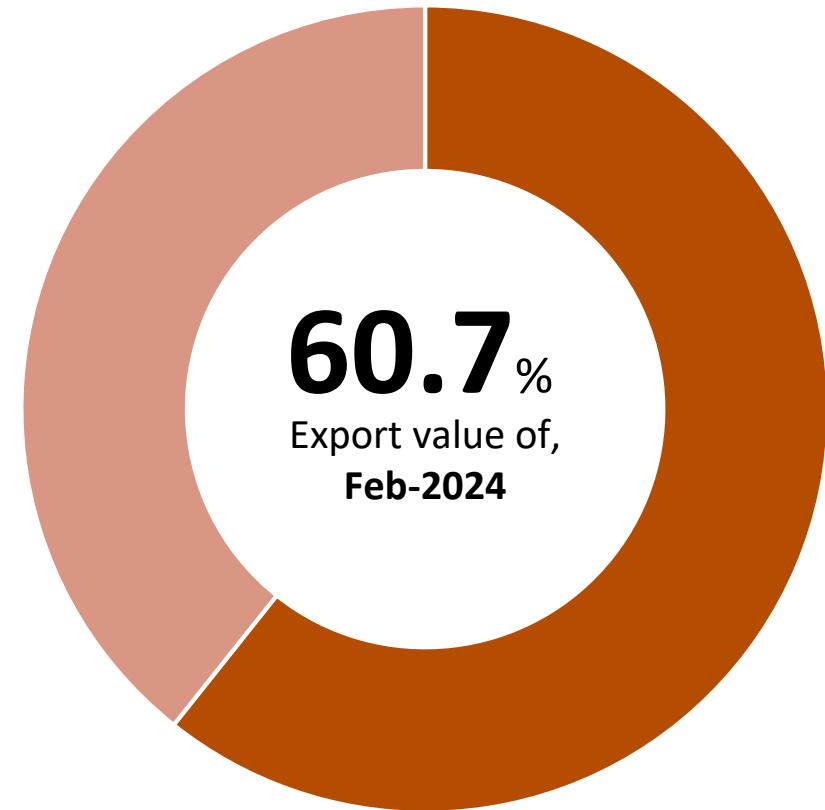


COFFEE

TOP 5 export enterprises by value to **China, Feb-2024**



Value ratio of TOP 5 export enterprises to **China, Feb-2024**





According to World Coffee Portal, China is currently the largest coffee market in the world and has many opportunities for future development due to the strong increase in demand for coffee in this market. According to the coffee market survey data in China, more than 90% of Chinese responded consumers drink hot coffee weekly, and 64% consumed drink iced coffee at least once a week and 89% of consumers visit or order from a coffee shop at least once a week.

World Coffee Portal forecasts that the number of branded coffee shops in China will be about 86.3 thousand by the end of 2028 with an average annual growth rate of 11.7%. Some types of coffee that will become trendy in the coming years are cold brew coffee with fruits and rice milk coffee.

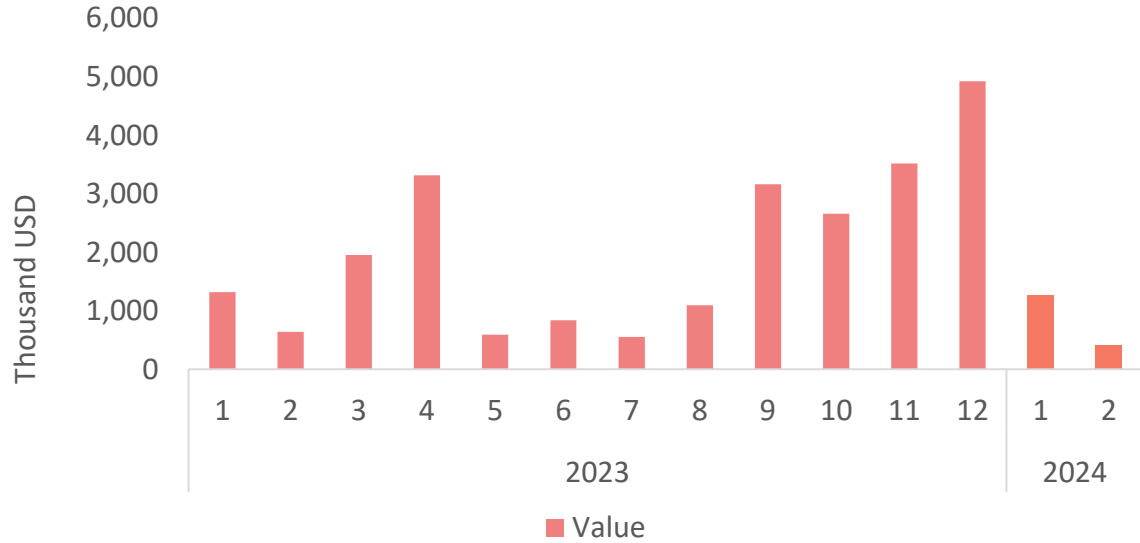
Source: World Coffee Portal






MEAT AND MEAT PRODUCTS (EXPORT)

Export value to China, Feb-2024



Export results to China, Feb-2024

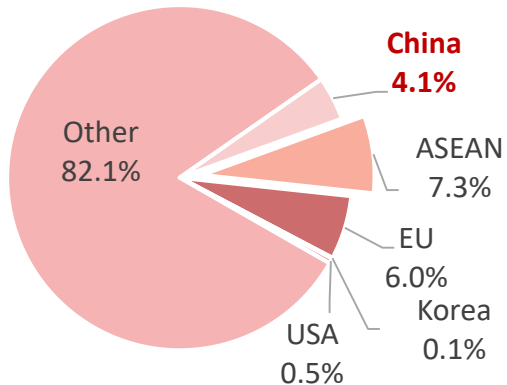
VALUE




0.4
mil. USD

- ↘ Decrease **68%** compared to Jan-2024
- ↘ Decrease **37%** compared to Feb-2023
- ↘ **1.6 mil. USD** less than the monthly average rate in 2023
- ◇ Accumulated 2 months of 2024 reaches **1.7 mil. USD, 6.8%** of total 2023

Percentage of export value to China, Feb-2024



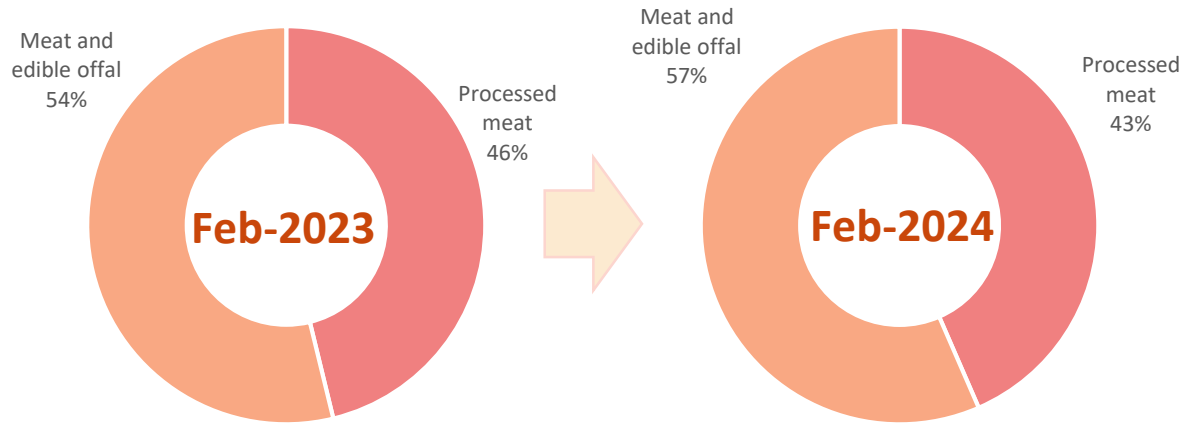
Changes in percentage of export value to China, Feb-2024





MEAT AND MEAT PRODUCTS

Structure of exports by products to China, Feb-2024



Export results to China, Feb-2024



Meat and edible offal

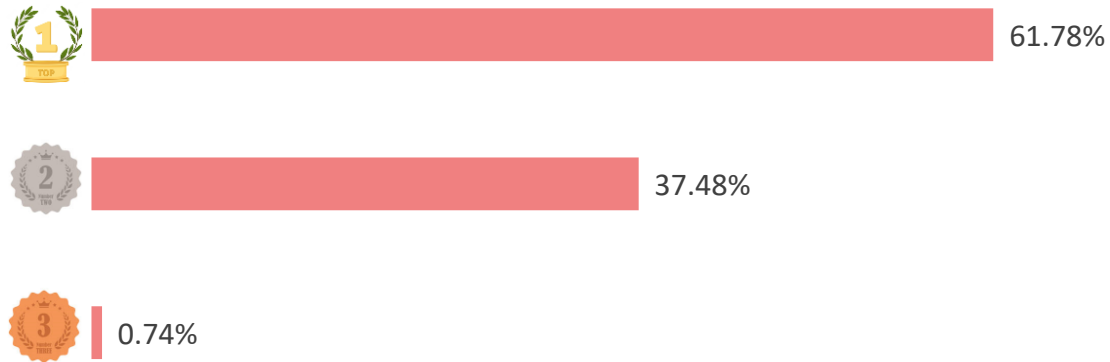
Value: **229** ths, USD
 Decrease **74%** compared to Jan-2024
 Decrease **34%** compared to Feb-2023



Processed meat

Value: **176** ths, USD
 Decrease **53%** compared to Jan-2024
 Decrease **41%** compared to Feb-2023

TOP 5 export enterprises by value to China, Feb-2024



Value ratio of TOP 5 export enterprises to China, Feb-2024





MEAT AND MEAT PRODUCTS

SPOTLIGHTS

According to the Agency of Foreign Trade - (Ministry of Industry and Trade), in early 2024, China agrees to review documents for Vietnam to export poultry meat. This is an opportunity for businesses to promote meat exports to this potential market.

Source: vietnamplus.vn

The General Administration of Customs of China has issued a license for Panamanian businesses to export meat and meat products to this country. This is an opportunity for the Panamanian pig sector to expand its export market to Asia. In addition, China's decision also contributes to encouraging Panama's livestock industry in the context that the US continues to refuse to consider and renegotiate the tariff reduction roadmap in the Trade Promotion Agreement between the two countries (TPC).

Source: Bnews.vn

According to USDA, in 2024, China's pig production is estimated to reach 695 million heads, down 3% compared to last year because of the lower sow herd in 2023. Pork production is forecasted to decrease by 3% due to the lower number pigs and weight of pigs. Pork consumption is expected to reach 57.8 million tons, down 3% over the same period last year.

Pork exports are expected to increase slightly in 2024 at 100 thousand tons. Hong Kong and Japan are the two main export markets. Live pigs exports are expected to reach 1.14 million, with slight growth in exports to Hong Kong.

Pig imports in 2024 are expected to reach 7,000 heads. Pork imports are expected to increase slightly to 1.95 million tons to compensate for the decline in domestic pork production.

Source: Vtv.vn



Ipsard

AGRO@INFO


Ý kiến góp ý, xin vui lòng gửi đến:

TRUNG TÂM THÔNG TIN PHÁT TRIỂN NÔNG NGHIỆP NÔNG THÔN
VIỆN CHÍNH SÁCH VÀ CHIẾN LƯỢC PHÁT TRIỂN NÔNG NGHIỆP NÔNG THÔN

Địa chỉ: *Số 16 Thụy Khuê, P, Thụy Khuê, Q, Tây Hồ, Hà Nội*

Email: thongtinthitruong@ipsard.gov.vn; info@agro.gov.vn

Website: <http://agro.gov.vn/>



Xem thêm báo cáo