

Volume: Mar-2024

A photograph showing several large, brown, woven sacks stacked vertically on a wooden frame. The sacks have a green stripe near the top. In the background, more sacks are visible, creating a sense of a large storage facility or warehouse.

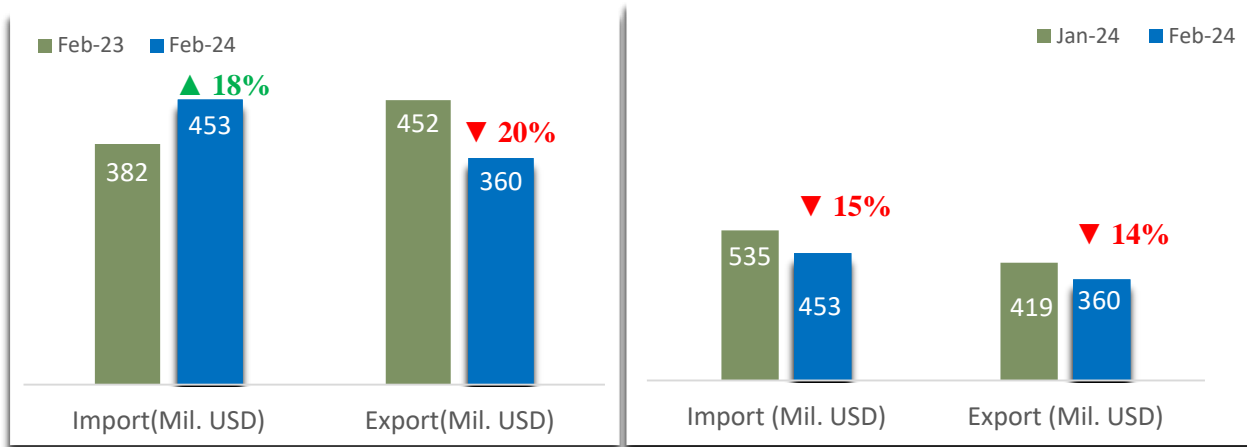
MONTHLY REPORT ON AGRI-PRODUCT EXPORT

FROM VIETNAM TO ASEAN MARKET

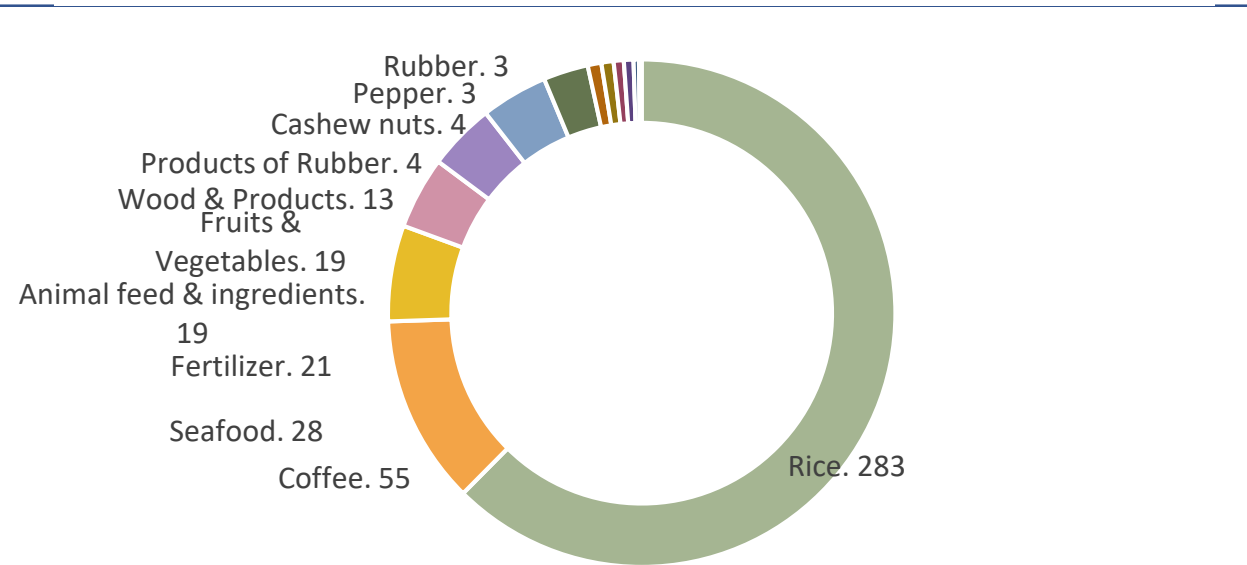


THE SITUATION OF AGRO-FORESTRY-FISHERY (AFF) PRODUCT EXPORT FROM VIETNAM TO ASEAN IN FEBRUARY 2024

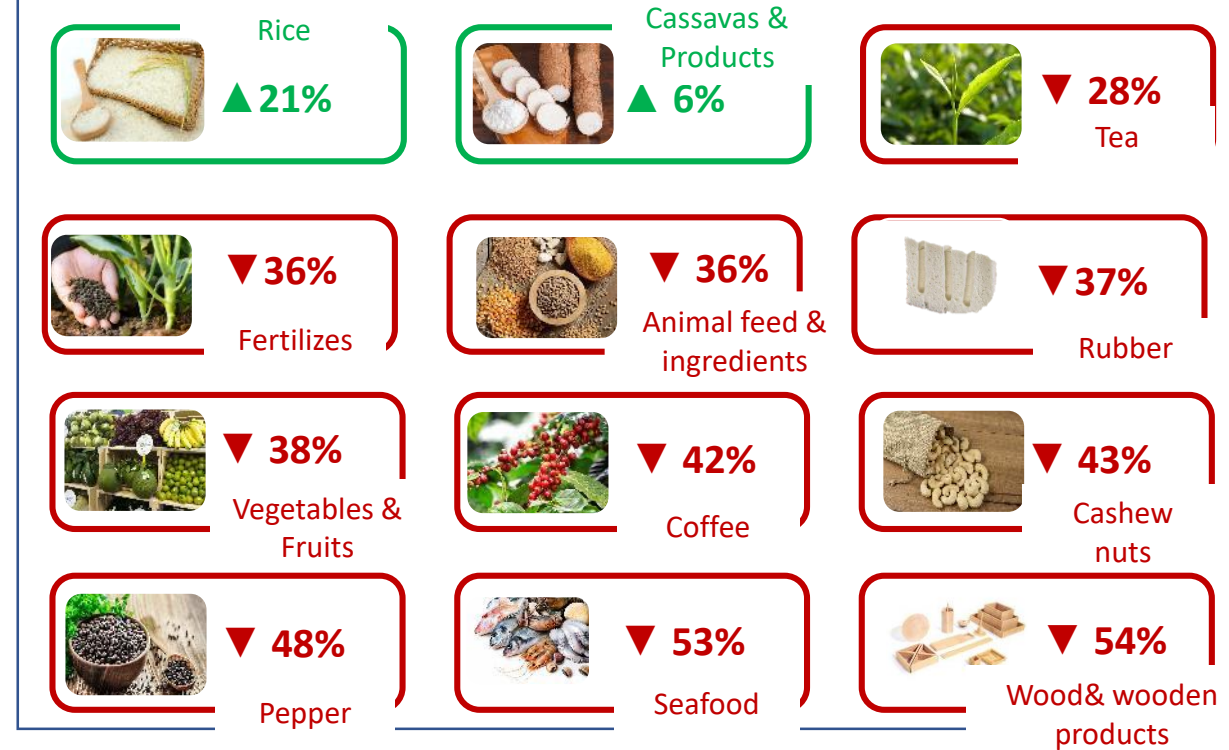
AFF product import-export turnover between Viet Nam and ASENA, Feb-2024



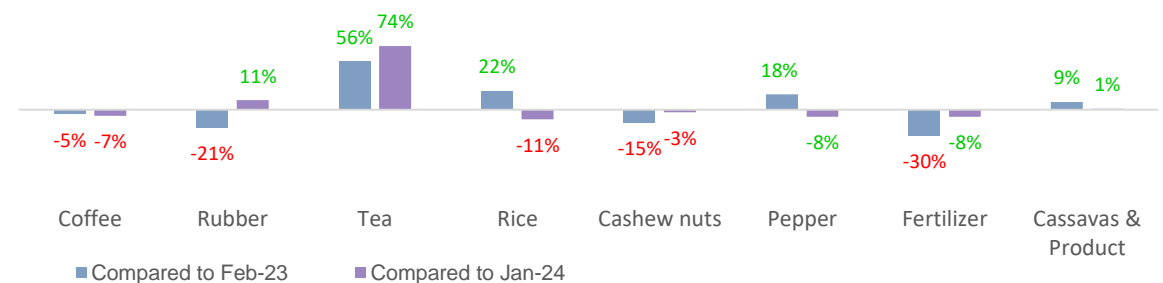
Key AFF product export value to ASEAN, Feb-2024



Changes in key AFF product export value to ASEAN in Feb-2024 compared to Jan-2024



Changes in average export value of key AFF products to ASEAN in Feb-2024 compared to Feb-2023 and compared to Jan-2024



SPOTLIGHTS




Amendments to certain provisions specific the origin of goods in the AKFTA Agreement

Amending some provisions on the origin of goods in the AKFTA Agreement

The Ministry of Industry and Trade has issued Circular No. 04/2024/TT-BCT on amending and supplementing specific regulations on Rules of Origin in the ASEAN – Korea Free Trade Agreement (AKFTA). Specifically, (1) changing name of the amendment to "Trading Goods Agreement under the ASEAN-Korea Comprehensive Economic Cooperation Framework Agreement"; (2) amending the procedures for issuing and verifying self-certification of origin (C/O) accompanying Circular No. 20/2014/TT-BCT on legitimizing the practical choice of electronic C/O.

Source: aecvcci.vn



Japan and ASEAN will integrate QR code payments from 2025

Japan and ASEAN will integrate QR code payments from 2025

Japan and ASEAN's members will integrate QR code payment systems by 2025. The governments of Singapore, Indonesia, Thailand, Malaysia, and the Philippines have signed memoranda of understanding regarding the integration of QR code payments and have applied payment processes in specific sectors. Japan will negotiate with ASEAN countries to apply this service between Japan and ASEAN members.

Source: Bnews





RICE

Export volume and value to the ASEAN, Feb-2024



Export results to the ASEAN, Feb-2024

VALUE

286.5 Mil. USD

↗ Increase **20.0%** compared to Jan 2024

↗ Increase **55.7%** compared to Feb- 2023

↗ **59.0 mil.USD** more than the monthly average rate in 2023

◇ Accumulated 2 months of 2024 reaches **525.3 mil.USD**, and the rate at **19.2%** of the total 2023

VOLUME

441.4 Thousand

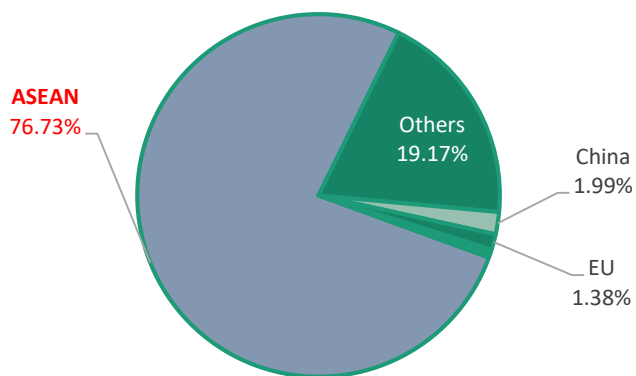
↗ Increase **26.9%** compared to Jan 2024

↗ Increase **22.7%** compared to Feb- 2023

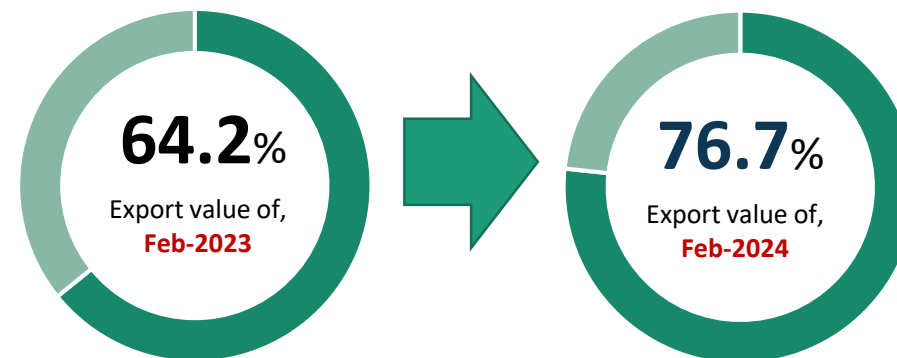
↘ **31.6 Thousand tons** less than the monthly average rate in 2023

◇ Accumulated 2 months of 2024 reaches **789.4** thousand tons, and the rate at **16.1%** of the total 2023

Percentage of export value to the ASEAN, Feb-2024



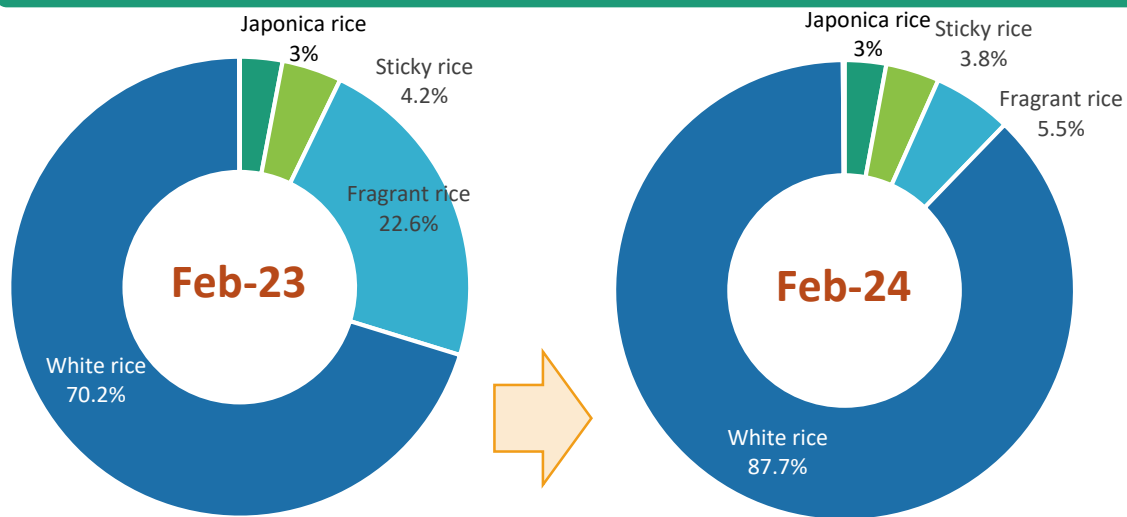
Changes in percentage of export value to the ASEAN, Feb-2024



RICE



Structure of exports by products to the ASEAN, Feb-2024



Export results to the ASEAN, Feb-2024



White rice

Value: **251.2** mil.USD
 Increase **27%** compared to Jan-2024
 Increase **94%** compared to Feb- 2023



Fragrant rice

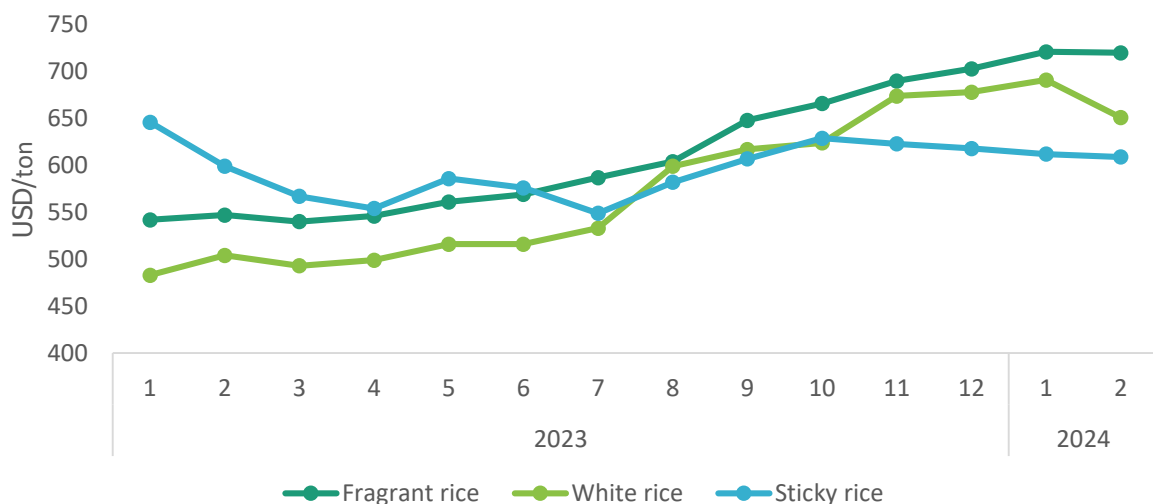
Value: **15.9** mil.USD
 Decrease **13%** compared to Jan-2024
 Decrease **62%** compared to Feb- 2023



Sticky rice

Value: **10.8** mil.USD
 Decrease **37%** compared to Jan-2024
 Increase **40%** compared to Feb- 2023

Average export price to the ASEAN, Feb-2024



Sticky rice

The average export price in Feb-2024 is **609** USD/ton; **decreased 1%** compared to the previous month but **increased 2%** compared to the same month of 2023

Fragrant rice

The average export price in Feb-2024 is **720** USD/ton; **decreased 0.1%** compared to the previous month but **increased 32%** compared to the same month of 2023

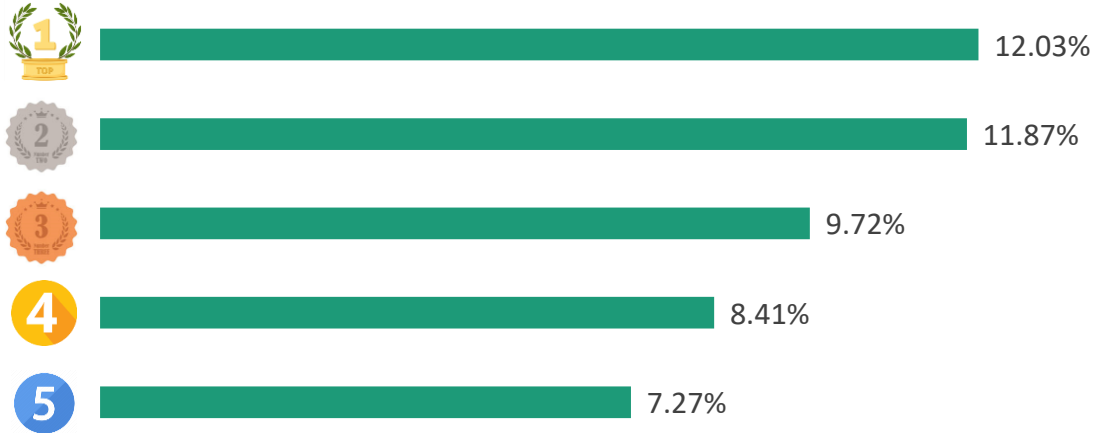
White rice

The average export price in Feb-2024 is **651** USD/ton; **decreased 6%** compared to the previous month but **increased 29%** compared to the same month of 2023

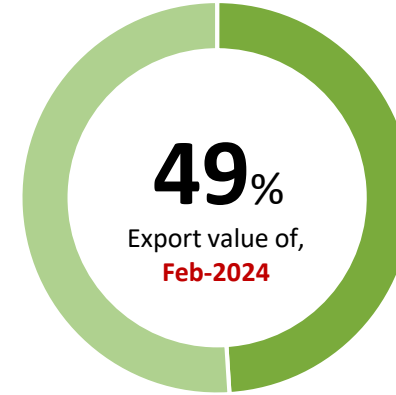


RICE

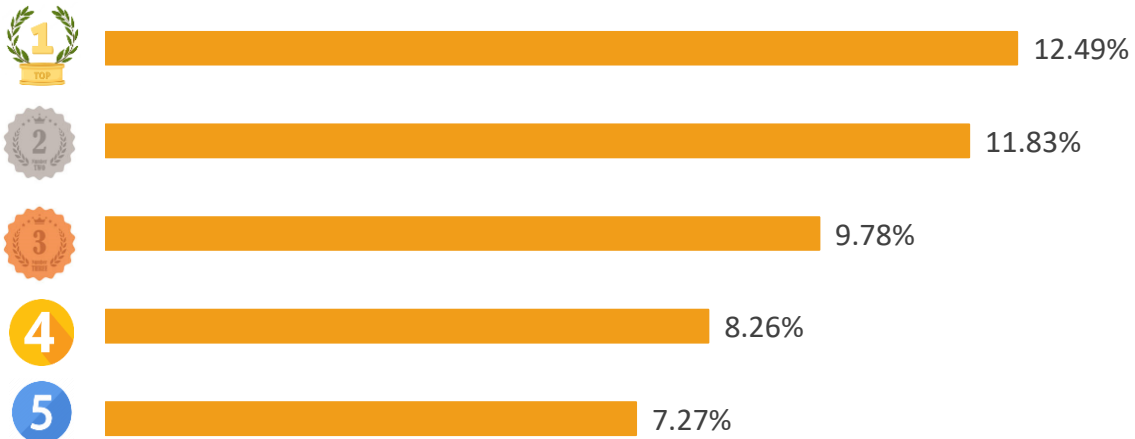
TOP 5 export enterprises by value to the ASEAN, Feb-2024



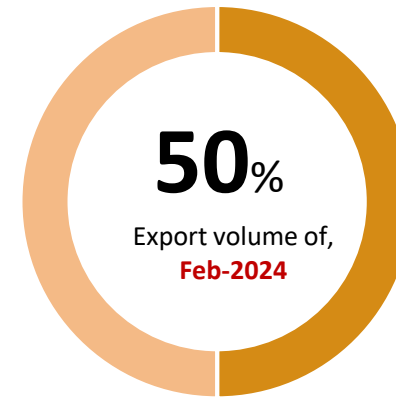
Value ratio of TOP 5 export enterprises to the ASEAN, Feb-2024



TOP 5 export enterprises by volume to the ASEAN, Feb-2024



Volume ratio of TOP 5 export enterprises to the ASEAN, Feb-2024





RICE

SPOTLIGHTS

01

According to the United States Department of Agriculture (USDA), in 2024, Philippines will import 4.1 million metric tons of rice, an increase of 600,000 metric tons compared to 2023 (3.5 million metric tons). This additional quantity of rice is equivalent to the average rice imports in two months. The increase in rice imports in Philippines is due to drought conditions affecting domestic rice production. If the Philippines imports rice as forecasted, it will be a record figure for the country.

In February 2024, the rice imports of the Philippines reached 303,603 metric tons, an increase of 113.6% compared to the same period the previous year. Cumulatively, in the first two months of 2024, the country imported 728,254 metric tons of rice, nearly 85% higher than in 2023. Among these imports, up to 391,000 metric tons of rice, equivalent to 54% of the total, were imported from Vietnam.

Source: Thanhnien.vn

02

On 3 March 2024, Bulog's CEO Mr. Bayu Krishnamurti announced that Indonesia imported 300,000 metric tons of rice from Thailand and Pakistan to provide more rice for the upcoming Ramadan vegetarian month and Eid al-Fitr festival. Bulog currently stores approximately 1.3 million metric tons of rice.

According to the Indonesian Central Bureau of Statistics (BPS), rice prices in February reached the highest levels in recent years. Price of rice and some essential food items tends to increase before the Ramadan vegetarian month. However, the prices of these commodities are higher than in previous years due to limited supply. In February, prices of high, medium and low-quality rice increased by 22.91%, 25.32%, and 30.53%, respectively, compared to the same period last year.

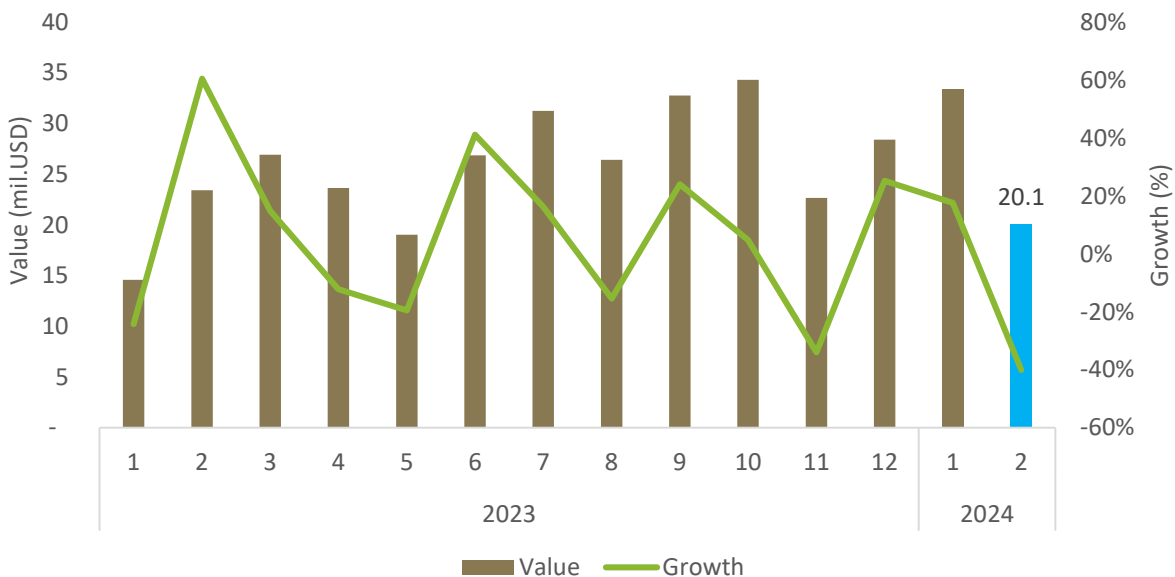
Source: Baotintuc.vn





FRUITS AND VEGETABLES (EXPORT)

Export value to the ASEAN, Feb-2024



Export results to the ASEAN, Feb-2024

VALUE
20.1
mil.USD

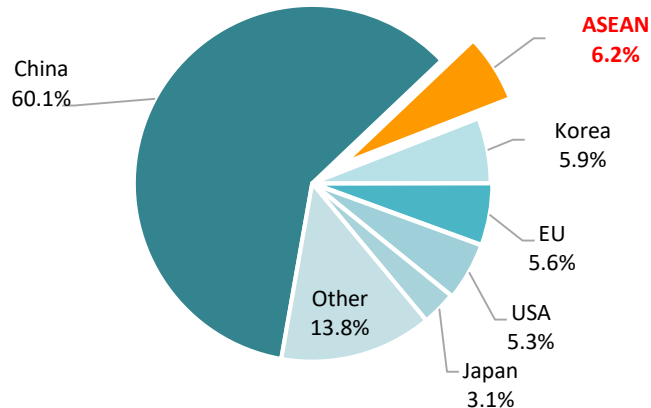
Decrease **40.0%** compared to Jan 2024

Decrease **14.5%** compared to Feb-23

5.8 mil.USD less than the monthly average rate in 2023

Accumulated 2 months of 2024 reaches **53.4 mil.USD** and the rate at **17.2%** of the total 2023

Percentage of export value to the ASEAN, Feb-2024



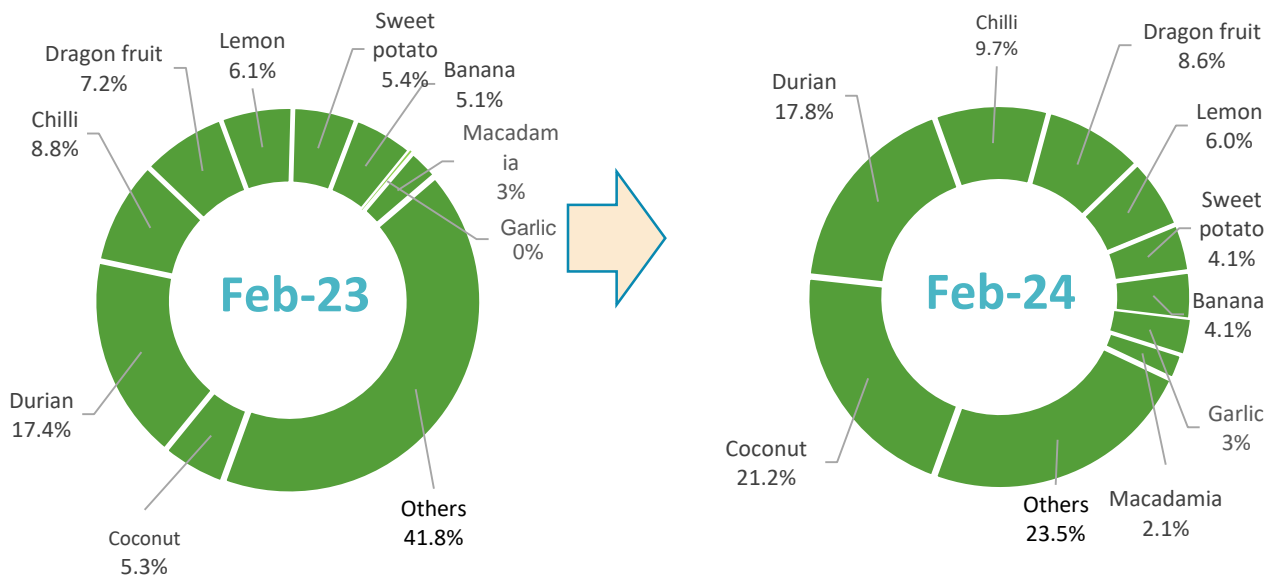
Changes in percentage of export value to the ASEAN, Feb-2024





FRUITS AND VEGETABLES (EXPORT)

Structure of exports by products to the ASEAN, Feb-2024



Export results to the ASEAN, Feb-2024



Coconut

Value: **4.2** mil.USD
 Decrease **48.3%** compared to Jan-2024
 Increase **239.0%** compared to Feb-23



Durian

Value: **3.6** mil.USD
 Decrease **42.1%** compared to Jan-2024
 Decrease **12.8%** compared to Feb-23



Chili

Value: **1.9** mil.USD
 Decrease **23.7%** compared to Jan-2024
 Decrease **5.9%** compared to Feb-23



Dragon fruit

Value: **1.7** mil.USD
 Decrease **34.6%** compared to Jan-2024
 Increase **1.8%** compared to Feb-23



Lemon

Value: **1.2** mil.USD
 Decrease **1.7%** compared to Jan-2024
 Decrease **15.1%** compared to Feb-23



Sweet potato

Value: **0.81** mil.USD
 Decrease **32.1%** compared to Jan-2024
 Decrease **35.5%** compared to Feb-23



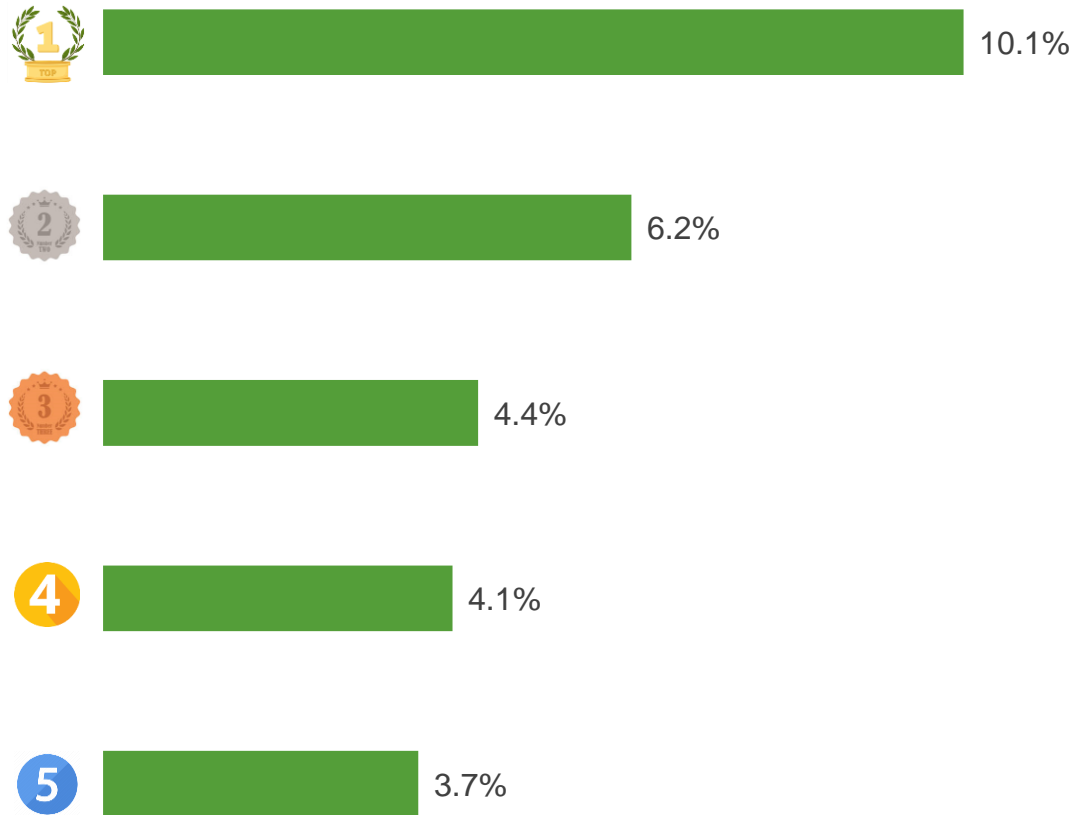
Banana

Value: **0.81** mil.USD
 Decrease **23.7%** compared to Jan-2024
 Decrease **31.8%** compared to Feb-23

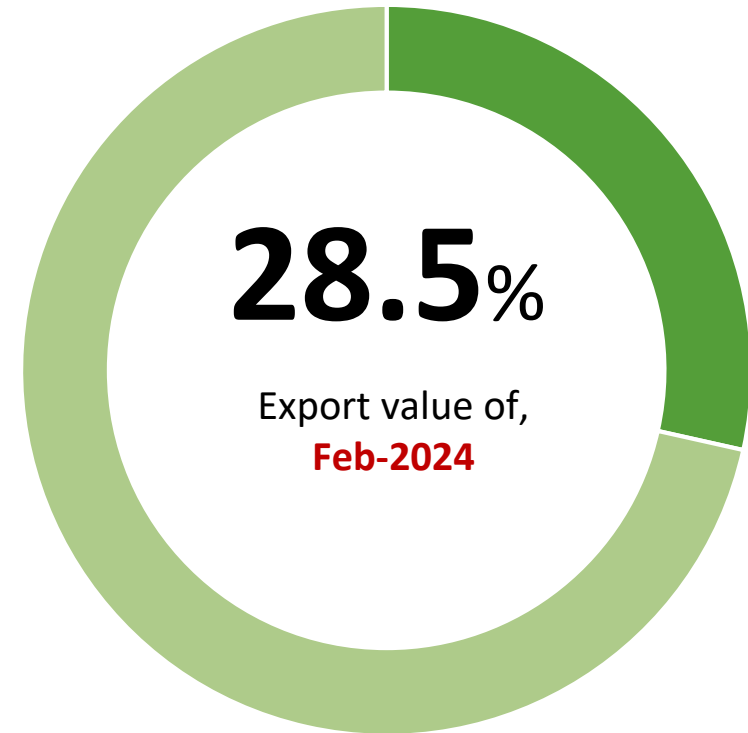


FRUITS AND VEGETABLES (EXPORT)

TOP5 export enterprises by value to the ASEAN, Feb-2024



Value ratio of TOP 5 export enterprises to the ASEAN, Feb-2024





FRUITS AND VEGETABLES (IMPORT)

Import volume and value from the ASEAN, Feb-2024



Import results from the ASEAN, Feb-2024

VALUE



19.1

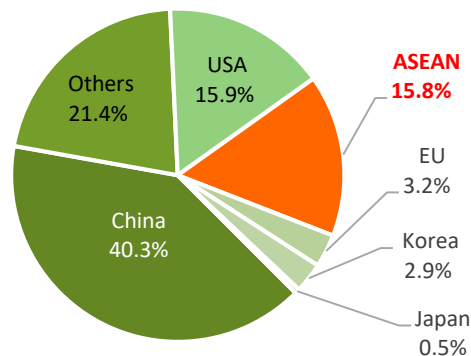
mil.USD

Decrease **21.9%** compared to Jan-2024

Decrease **15.1%** compared to Feb-2023
0.2 mil.USD less than the monthly average rate in 2023

Accumulated 2 months of 2024 reaches **43.4 mil.USD**, and the rate at **18.8%** of the total 2023

Percentage of import value from the ASEAN, Feb-2024



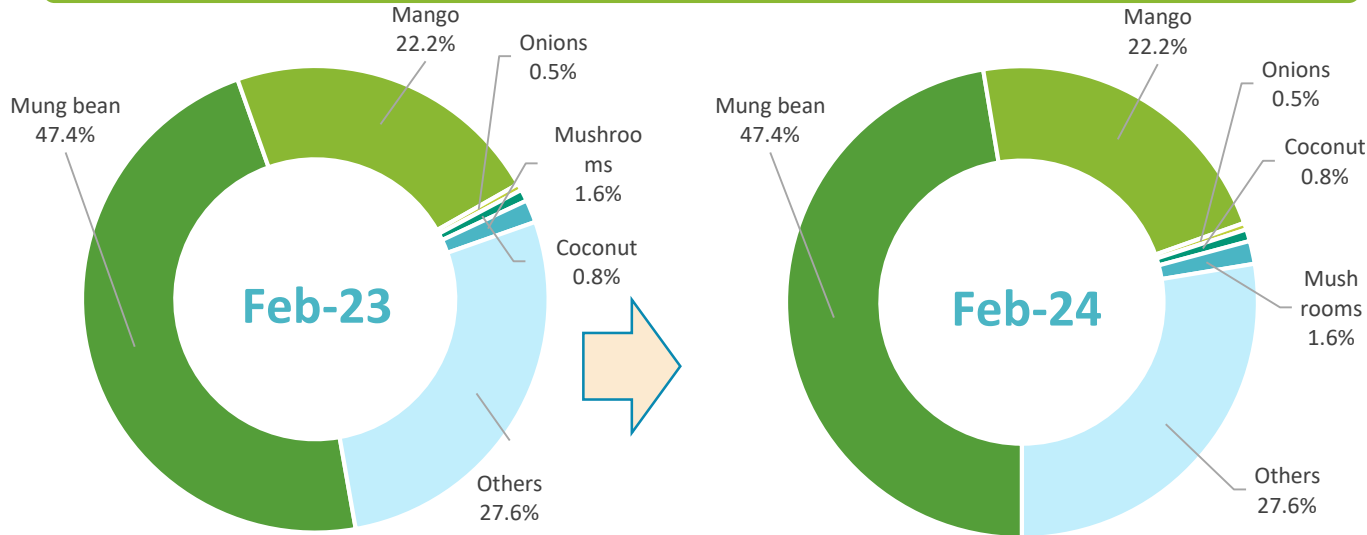
Changes in percentage of import value from the ASEAN, Feb-2024





FRUITS AND VEGETABLES (IMPORT)

Structure of imports by products from the ASEAN, Feb-2024



Import results from the ASEAN, Feb-2024



Green bean

Value: **9.9** mil.USD

Decrease **30.7%** compared to Jan-2024

Decrease **6.8%** compared to Feb-2023



Mango

Value: **3.6** mil.USD

Increase **34.9%** compared to Jan-2024

Decrease **2.8%** compared to Feb-2023



Onions

Value: **0.93** mil.USD

Increase **8.1%** compared to Jan-2024

Increase **797.1%** compared to Feb-2023



Coconut

Value: **0.39** mil.USD

Decrease **11.0%** compared to Jan-2024

Increase **113.1%** compared to Feb-2023



Mushrooms

Value: **0.28** mil.USD

Increase **4.5%** compared to Jan-2024

Decrease **20.3%** compared to Feb-2023



01

According to the Chairman of the Malaysian Pineapple Industry Board (MPIB), Malaysia has set a target to increase pineapple cultivation area from 17,000 hectares to 20,000 hectares by 2024; increasing pineapple production from 583,543 metric tons to 700,000 metric tons. MPIB will focus on expanding pineapple cultivation areas in East Malaysia (Sabah and Sarawak), where there is potential agricultural land. MPIB plans to increase exports by an additional 200 containers this year to meet the target of exporting 1,000 containers set by the Minister of Agriculture and Food Security Ministry.

Source: Guojiguoshu.com

02

The Federation of Thai Industries (FTI) calls on the government to enhance inspections of imported fruits and vegetables from neighboring countries after some imported agricultural products contain pesticide residues exceeding standards. FTI warned that cheap foreign products has been affecting the competitiveness of domestic small and medium-sized enterprises.

Source: Bnews.vn

03

Malaysian durians have been introduced to the market earlier due to the hot and humid weather which has accelerated the maturity of durian fruits. Musang King durians are currently sold at 10 SGD/kg (equivalent to 7.44 USD/kg). Recently, during the 1st-anniversary celebration organized by the Durian Manufacturers Association of Malaysia (DMA), a memorandum of understanding has been signed to implement a dedicated flight to transport durians from Kuala Lumpur to Zhengzhou (China) for exporting fresh durians in May.

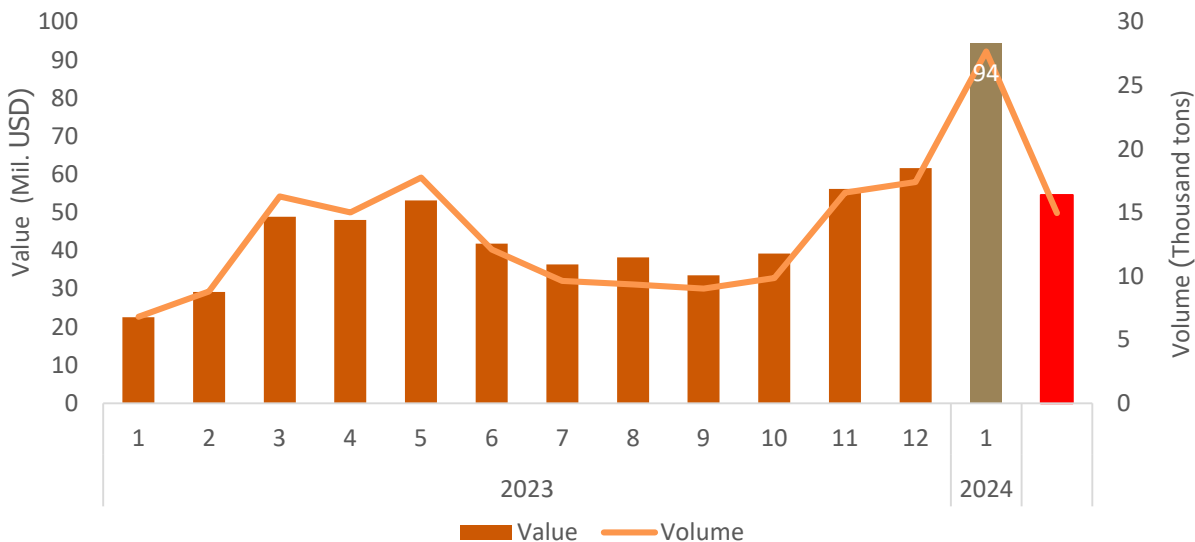
Source: Tridge.com



COFFEE



Export volume and value to the ASEAN, Feb-2024



Export results to the ASEAN, Feb-2024

VALUE

54.6 mil.USD

⬇️ Decrease **42.1%** compared to Jan 2024

⬆️ Increase **87.3%** compared to Feb-2023

⬆️ **12.2** mil.USD more than the monthly average rate in 2023

❖ Accumulated 2 months of 2024 reaches **148.9** mil.USD, and the rate at **10.7%** of the total in 2023

VOLUME

15 Thousand tons

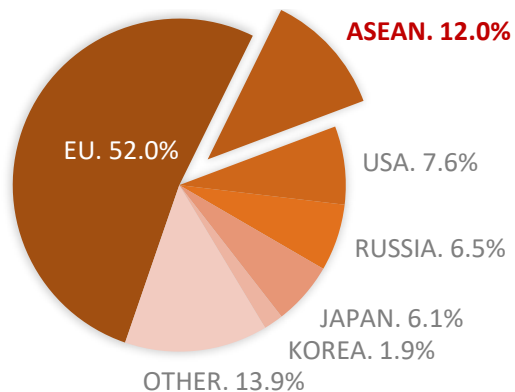
⬇️ Decrease **45.9%** compared to Jan 2024

⬆️ Increase **69.9%** compared to Feb-2023

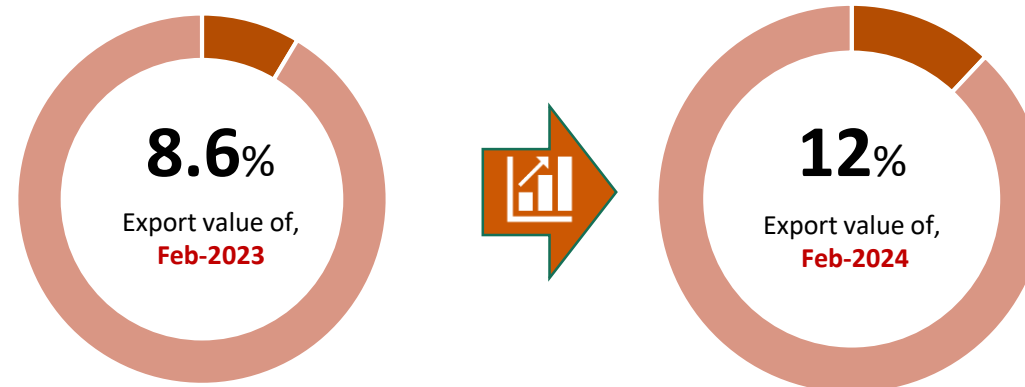
⬆️ **2.6** thousand tons more than the monthly average rate in 2023

❖ Accumulated 2 months of 2024 reaches **42.6** thousand tons, and the rate at **10.1%** of the total in 2023

Percentage of export value to the ASEAN, Feb-2024

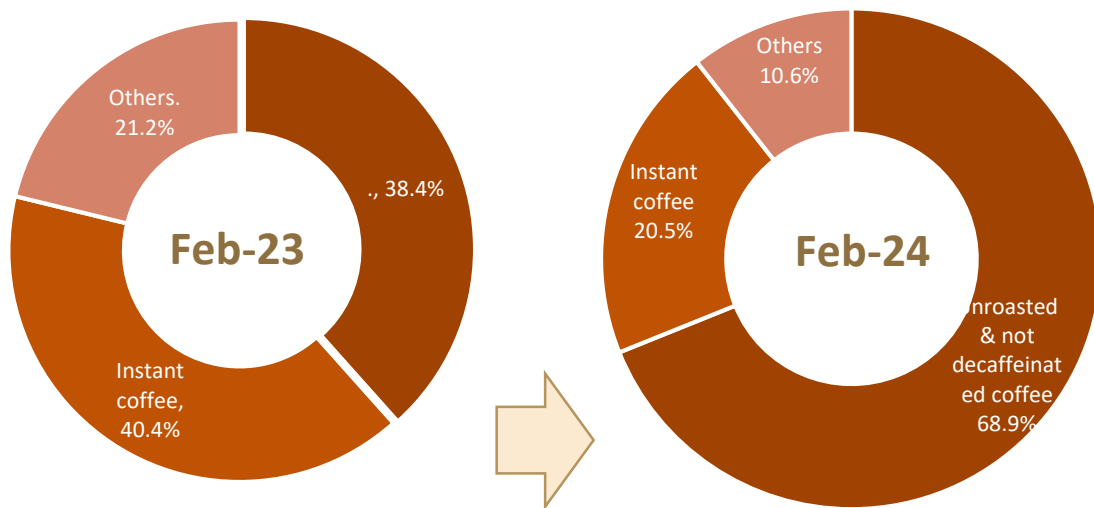


Changes in percentage of export value to the ASEAN, Feb-2024

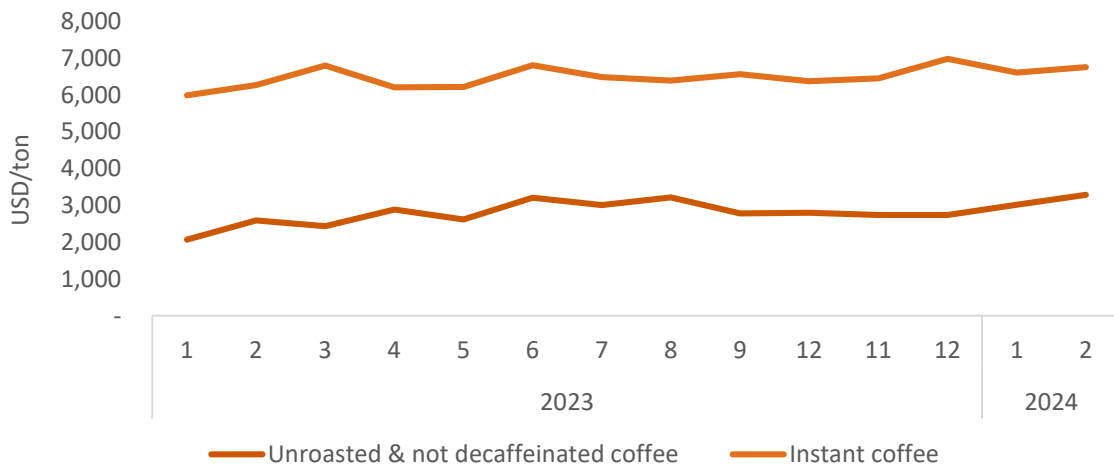


COFFEE

Structure of exports by products to the ASEAN, Feb-2024



Average export price to to the ASEAN, Feb-2024 4



Export results to to the ASEAN, Feb-2024



Unroasted & not decaffeinated coffee

Value: **36.3** mil.USD
 Decrease **43.1%** compared to Jan-2024
 Increase **224%** compared to Feb-2023



Instant coffee

Value: **10.8** mil.USD
 Decrease **43.9%** compared to Jan-2024
 Decrease **8.4%** compared to Feb-2023



Others

Value: **4.9** mil.USD
 Decrease **51.7%** compared to Jan-2024
 Decrease **8.1%** compared to Feb-2023

Instant coffee

The average export price in Feb-2024 is **6.747** USD/ton; increase **2.2%** compared to the previous month, but increase **10.7%** compared to the same month of 2023

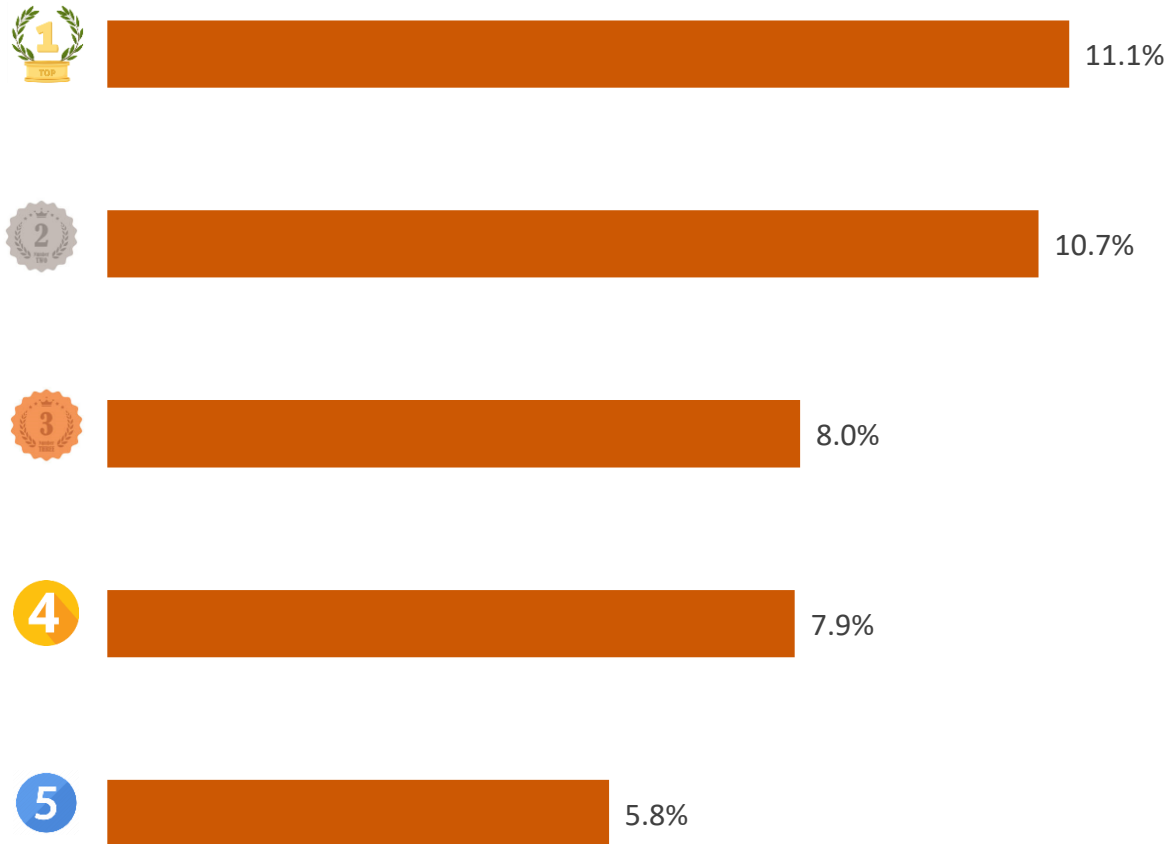
Unroasted & not decaffeinated coffee

The average export price in Feb-2024 is **3.279** USD/ton; increase **8.7%** compared to the previous month, and increase **26.8%** compared to the same month of 2023

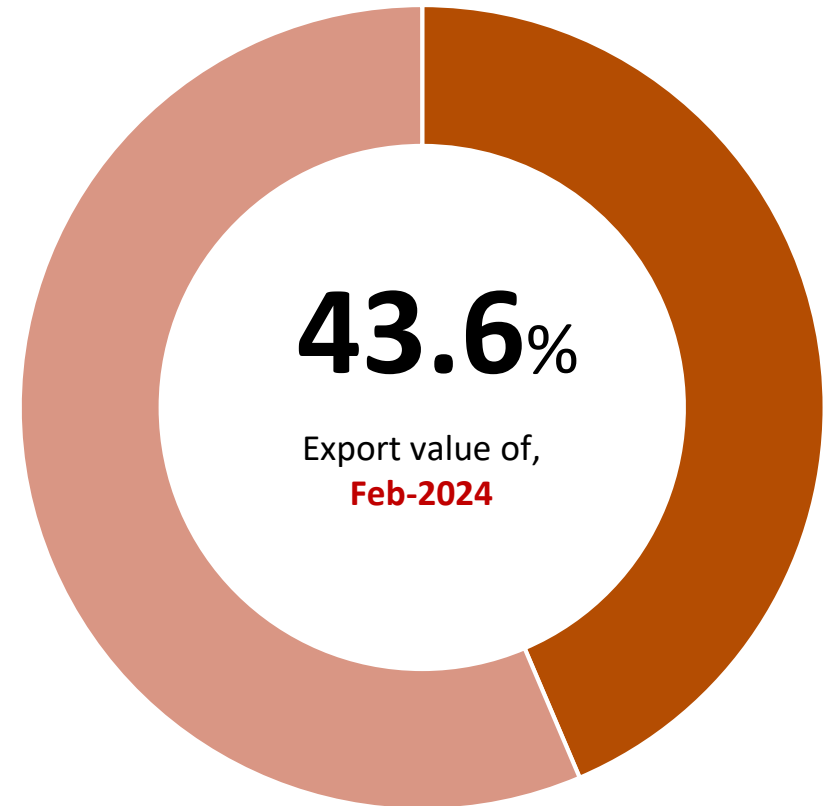


COFFEE

TOP 5 export enterprises by value to the ASEAN, Feb-2024



Value ratio of TOP 5 export enterprises to the ASEAN, Feb-2024



COFFEE

SPOTLIGHTS



According to the Import-Export Department under Ministry of Industry and Trade, in the first two months of 2024, Viet Nam exports 21,300 metric tons of coffee to Indonesian market, valued at 71.37 million USD, increasing 215% in volume and 235% in value compared to the same period last year.

Source: vietnambiz.vn (3/2024)

In January 2024, Indonesia's export of Sumatra Robusta coffee reached 3,192 metric tons, a decrease of 79% compared to the same period last year.

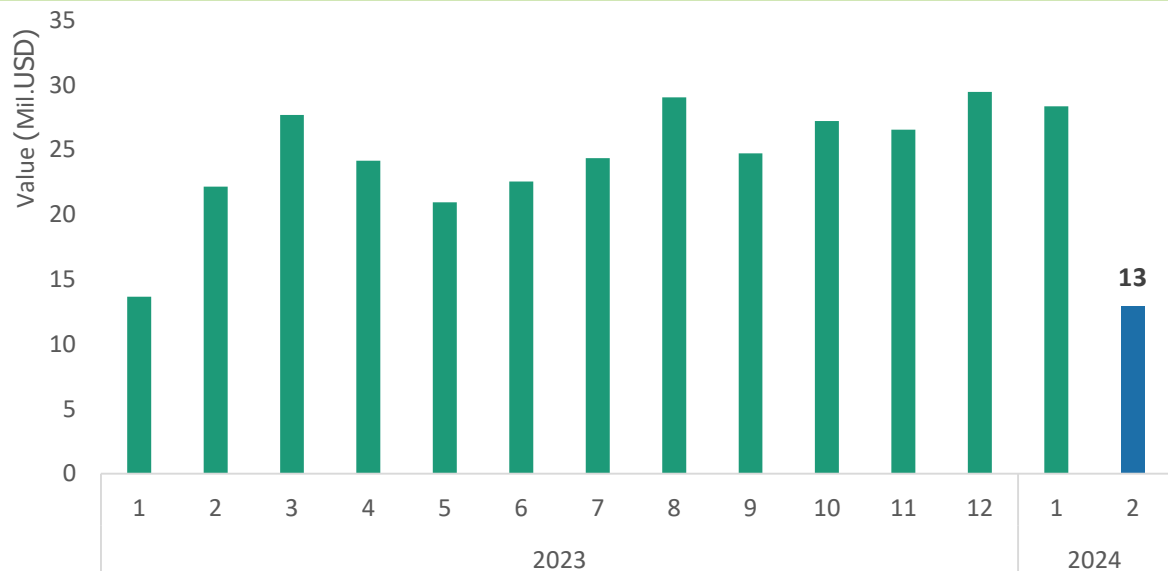
Source: trungtamwto.vn (3/2024)





WOOD & WOODEN PRODUCTS

Export volume and value to the ASEAN, Feb-2024



Export results to the ASEAN, Feb-2024

VALUE

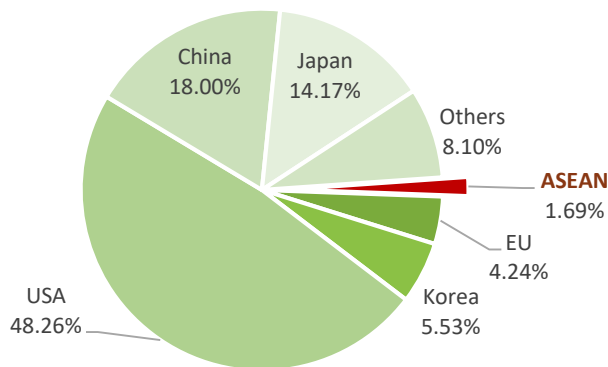


13

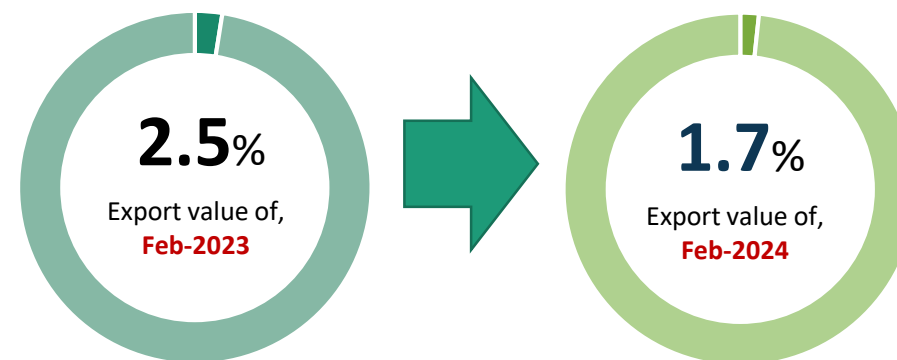
mil.USD

- ↘ Decrease **54.3%** compared to Jan 2024
- ↘ Decrease **41.5%** compared to Feb- 2023
- ↓ **11 mil.USD** less than the monthly average rate in 2023
- ❖ Accumulated 2 months of 2024 reaches **41.3** mil.USD, and the rate at **14.1%** of the total 2023

Percentage of export value to the ASEAN, Feb-2024



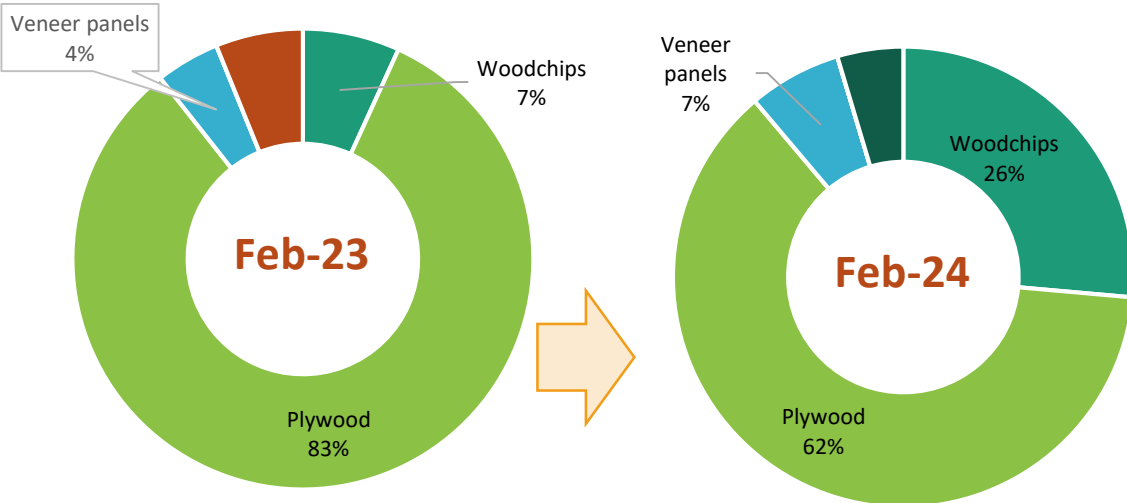
Changes in percentage of export value to the ASEAN, Feb-2024





WOOD & WOODEN PRODUCTS

Structure of exports by products to the ASEAN, Feb-2024



Export results to the ASEAN, Feb-2024



Plywood

Value: **11.1** mil.USD

Decrease **50%** compared to Jan-2024

Decrease **35%** compared to Feb- 2023



Woodchips

Value: **4.7** mil.USD

Decrease **41%** compared to Jan-2024

Increase **231%** compared to Feb- 2023



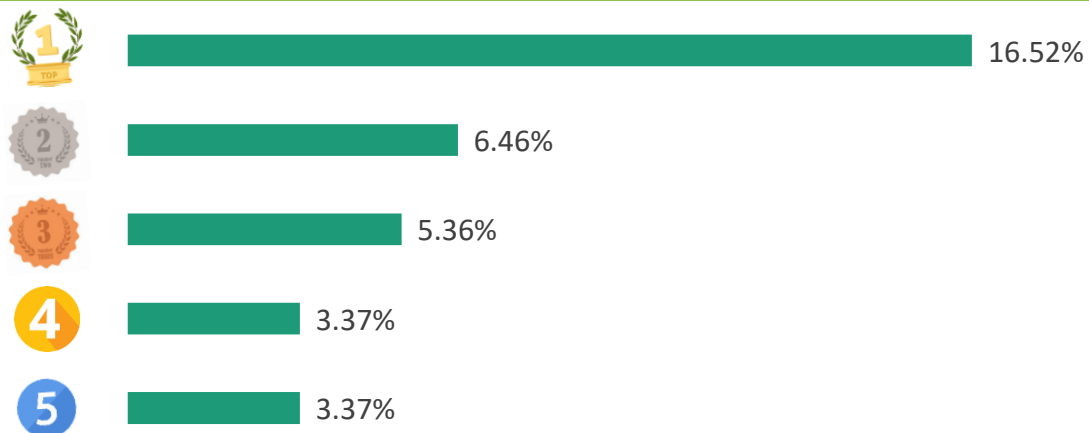
Veneer panels

Value: **1.2** mil.USD

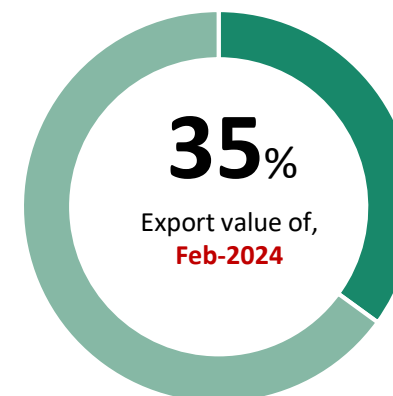
Decrease **58%** compared to Jan-2024

Increase **24%** compared to Feb- 2023

TOP 5 export enterprises by value to the ASEAN, Feb-2024



Value ratio of TOP 5 export enterprises to the ASEAN, Feb-2024





WOOD & WOODEN PRODUCTS



SPOTLIGHTS

Indonesia welcomes Chinese investors to support restructure process of domestic wood processing industry. According to Agus Justianto, the Director General of the Department of Sustainable Forest Management under Ministry of Environment and Forestry. The restructuring industrial machinery will increase the value of wood products. This decision has announced in a meeting between Indonesian Furniture and Handicraft Industry Association (HIMKI) and the China National Furniture Association (CNFMA) at the 2024 Indonesia International Furniture Expo (IFEX).

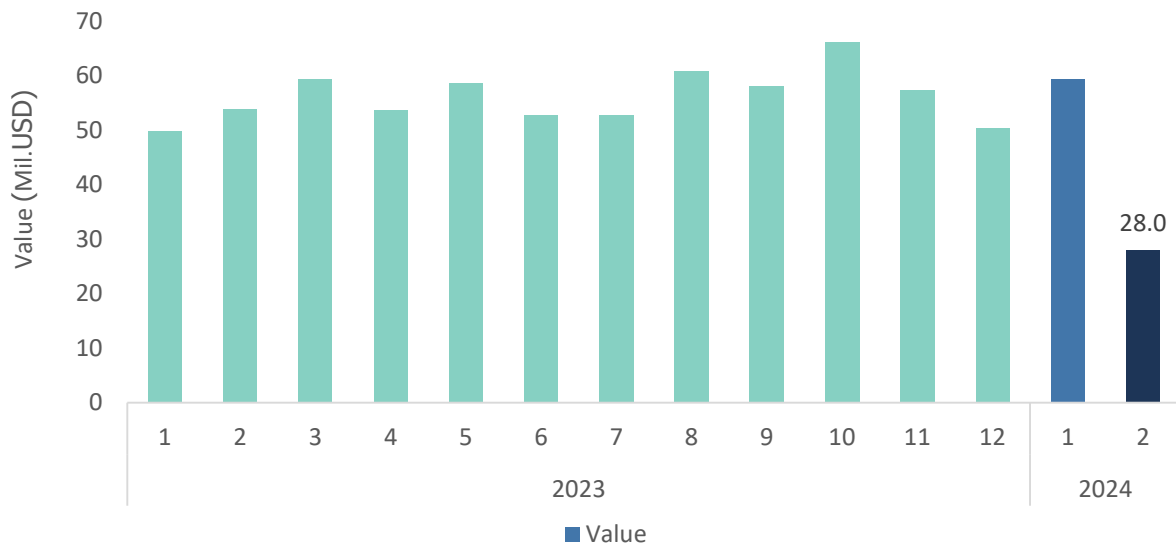
According to the Ministry of Environment and Forestry of Indonesia, the wood processing industry includes 3,485 facilities, of which 391 large-scale facilities (with capacities of 6,000 m³/year) and 3,094 small and medium-sized facilities (with capacities under 6,000 m³/year).

The total designed capacity of the wood processing industry is 9.5 million m³/year for large-scale facilities and 10.5 million m³/year for small and medium-sized facilities.



FISHERIES

Export value to the ASEAN, Feb-2024



Export results to the ASEAN, Feb-2024

VALUE



28.0 mil.USD

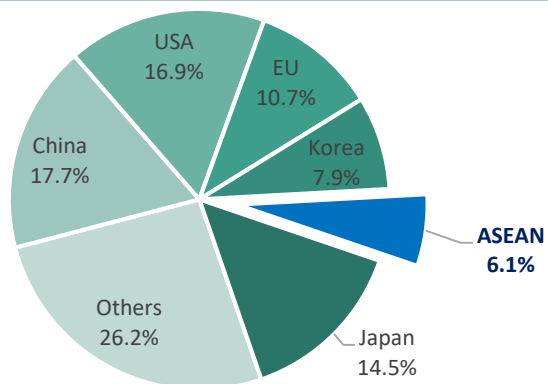
↘ Decrease **52.9%** compared to Jan-24

↘ Decrease **48.1%** compared to Feb-23

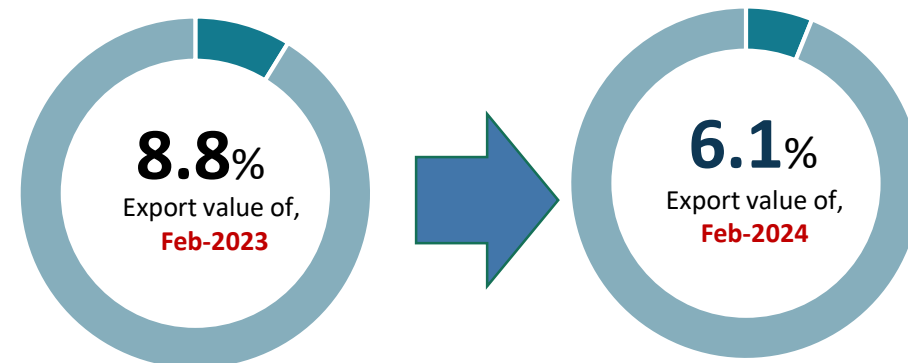
↓ **28.1 mil.USD** less than the monthly average rate in 2023

◇ Accumulated 2 months of 2024 reaches **87.4 mil.USD**, and the rate at **13.0%** of the total 2023

Percentage of export value to the ASEAN, Feb-2024



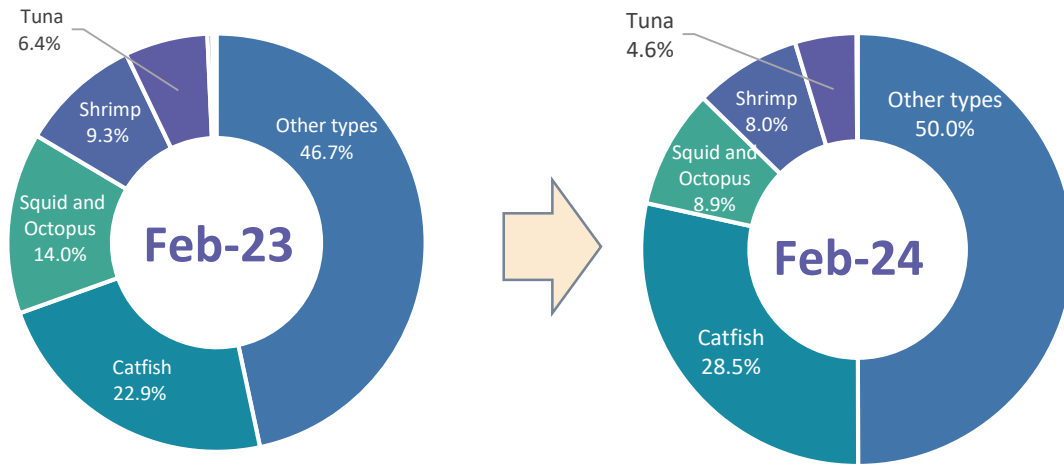
Change in percentage of export to the ASEAN, Feb-2024



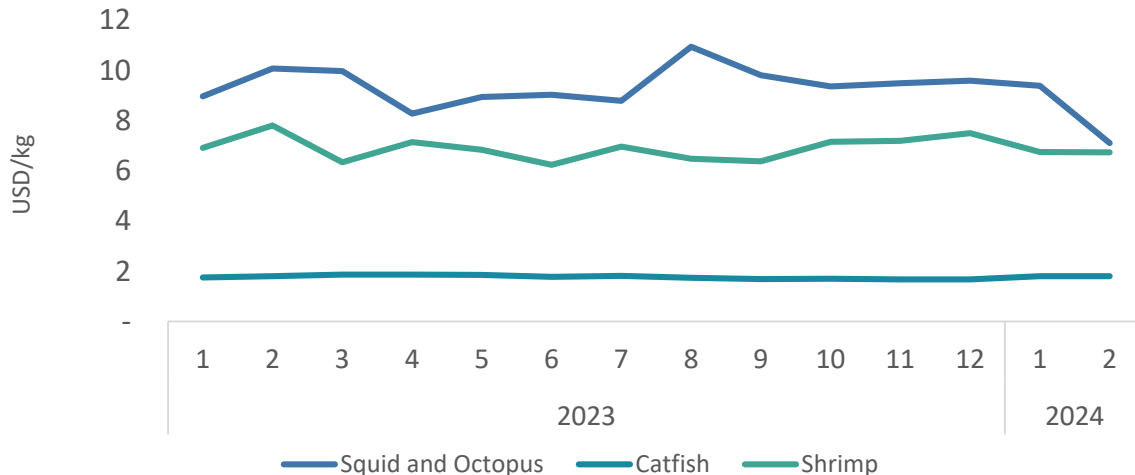


FISHERIES

Structure of exports by products to the ASEAN, Feb-2024



Average export price to the ASEAN, Feb-2024



Export results to the ASEAN, Feb-2024



Catfish

Value: **8.0** mil.USD

Decrease **45.8%** compared to Jan-2024

Decrease **35.3%** compared to Feb-2023



Squid & Octopus

Value: **2.5** mil.USD

Decrease **62.8%** compared to Jan-2024

Decrease **67.0%** compared to Feb-2023



Shrimp

Value: **2.2** mil.USD

Decrease **55.2%** compared to Jan-2024

Decrease **55.6%** compared to Feb-2023

Squid & Octopus

The average export price in Feb-2024 is **7.1** USD/kg; **decrease 24.3%** compared to the previous month; and **decrease 29.5%** compared to the same month of 2023

Catfish

The average export price in Feb-2024 is **1.8** USD/kg; **decrease 0.4%** compared to the previous month and **decrease 0.6%** compared to the same month of 2023

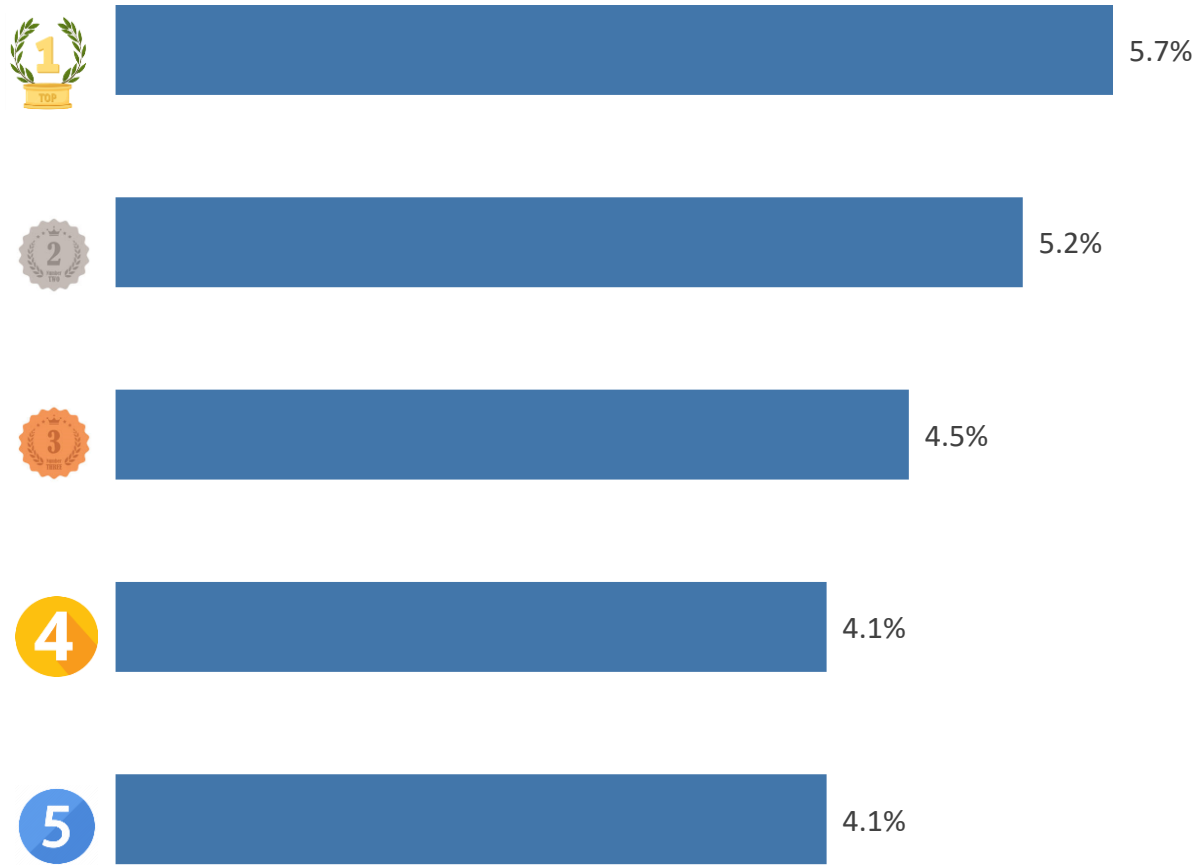
Shrimp

The average export price in Feb-2024 is **6.7** USD/kg; **decrease 0.2%** compared to the previous month; and **decrease 13.7%** compared to the same month of 2023

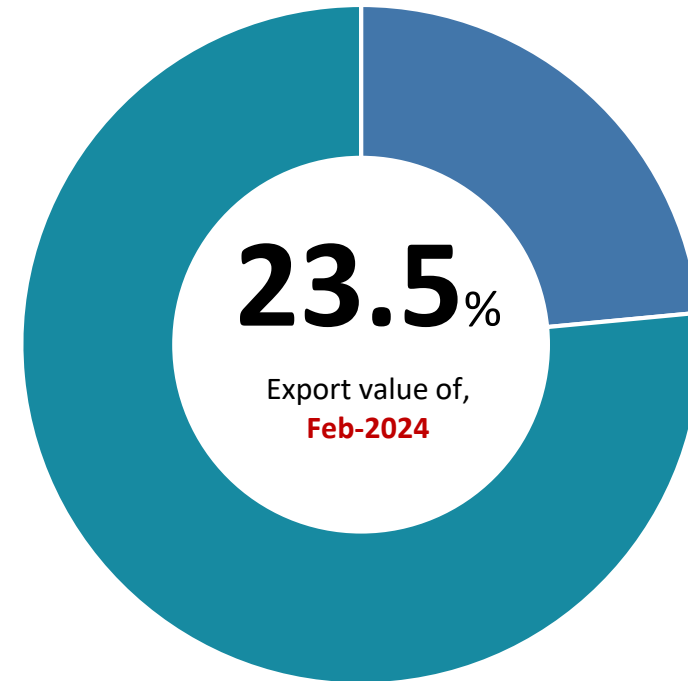


FISHERIES

TOP 5 export enterprises by value to the ASEAN, Feb-2024



Value ratio of TOP 5 export enterprises to the ASEAN, Feb-2024



01

Thailand's proposal of new Fisheries Law causes concern in Europe.

According to the European Commission, Thailand's proposal of new Fisheries Law may undermine measures to protect fishermen implemented since 2015. The Commission also considers these changes as "relaxing current regulations" and "inconsistent with Thailand's obligations under international law."

The Commission will take necessary action if Thailand does not cooperate in againsting IUU. Products such as tuna, shrimp, and crab from Thailand may be removed from supermarkets in EU market if Thai Land abandons regulations on protecting fishermen.

Source: The Telegraph (3/2024)

02

Skipjack tuna prices in Bangkok continues to decline

In March 2024, the price of skipjack tuna in Thailand is about 1,300 USD/ton, a decrease of 100 USD/ton compared to February and the lowest level since October 2021. The reason for the decrease of tuna prices in the Thai market is due to an increase in domestic supply.

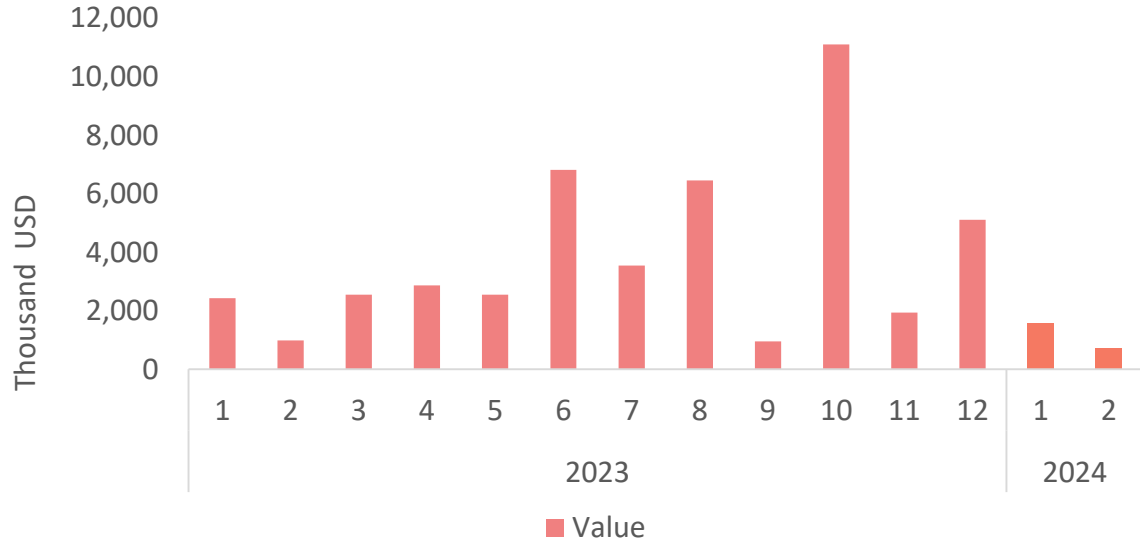
Source: Vasep (3/2024)





MEAT & MEAT PRODUCTS (EXPORT)

Export value to the ASEAN, Feb-2024



Export results to the ASEAN, Feb-2024

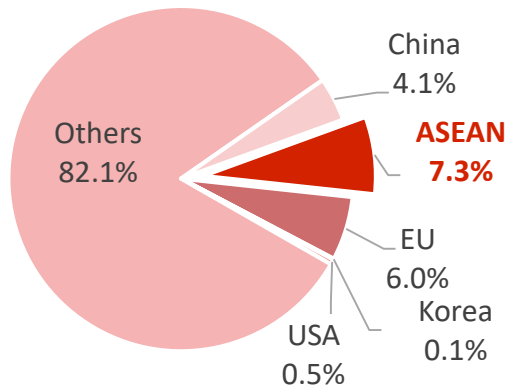


0.7
Mil. USD

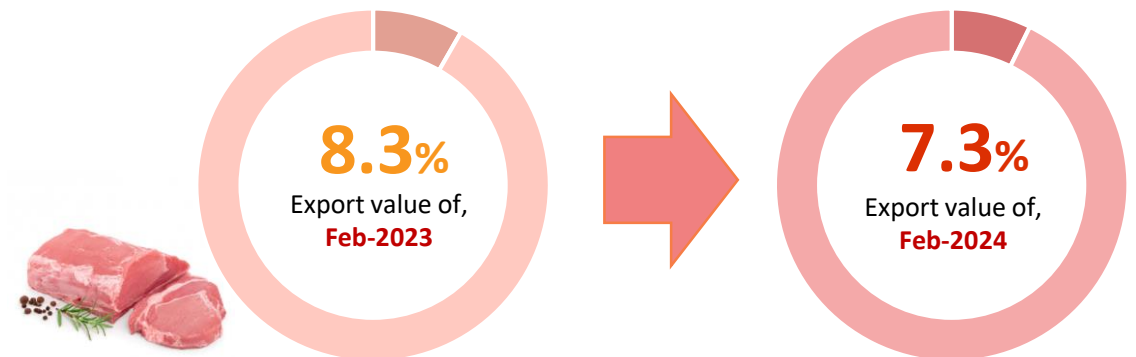
VALUE

- ↘ Decrease **55%** compared to Jan-2024
- ↘ Decrease **28%** compared to Feb-2023.
- ↘ **3.3 mil.USD** less than the monthly average rate in 2023
- ◇ Accumulated 2 months of 2024 reaches **2.3 mil.USD**, and the rate at **4.8%** of the total 2023

Percentage of export value to the ASEAN, Feb-2024



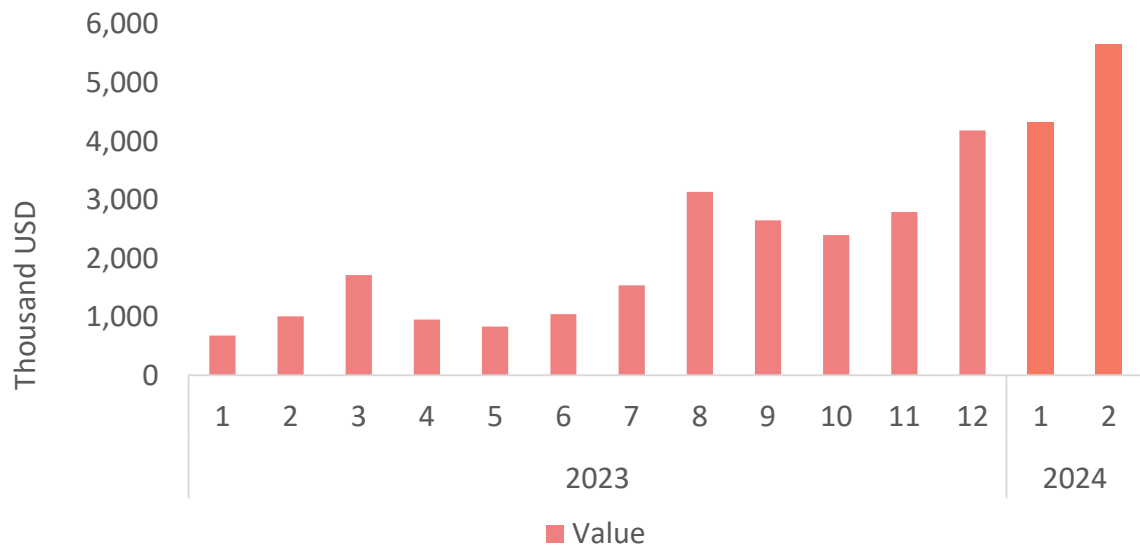
Changes in percentage of export value to the ASEAN, Feb-2024





MEAT & MEAT PRODUCTS (IMPORT)

Import value to the ASEAN, Feb-2024



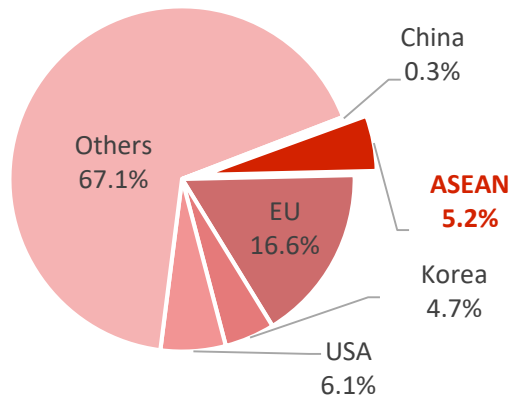
Import results to the ASEAN, Feb-2024

Value

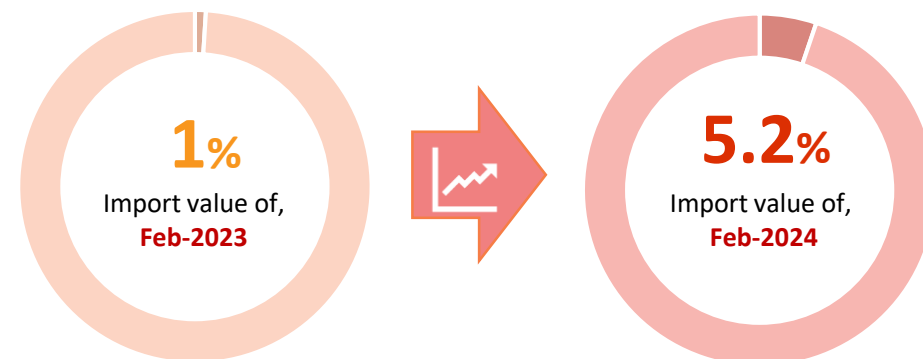
↗ Increase **31%** compared to Jan-2024
 ↗ Increase **461%** compared to Feb-2023
 ↗ **3.7 mil.USD** more than the monthly average rate in 2023
 ◇ Accumulated 2 months of 2024 reaches **9.98 mil.USD**, and the rate at **43.5%** of the total 2023

5.7
Mil. USD

Percentage of import value to the ASEAN, Feb-2024



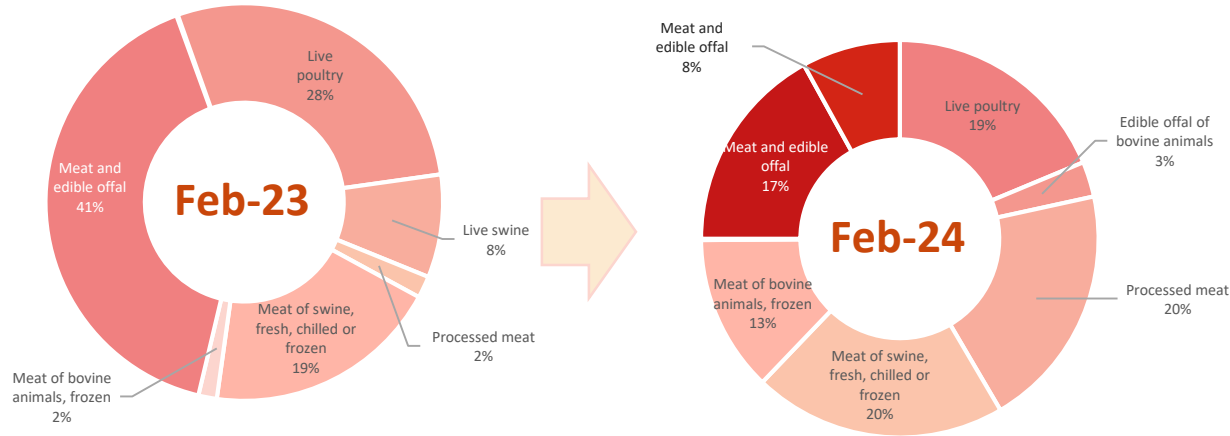
Changes in percentage of import value to the ASEAN, Feb-2024





MEAT & MEAT PRODUCTS

Structure of export value by-products to the ASEAN, Feb-2024



Export results the ASEAN, Feb-2024



Processed meat

Value: **0.154** Mil. USD

Decrease **79%** compared to Jan-2024

Increase **775%** compared to Feb-2023



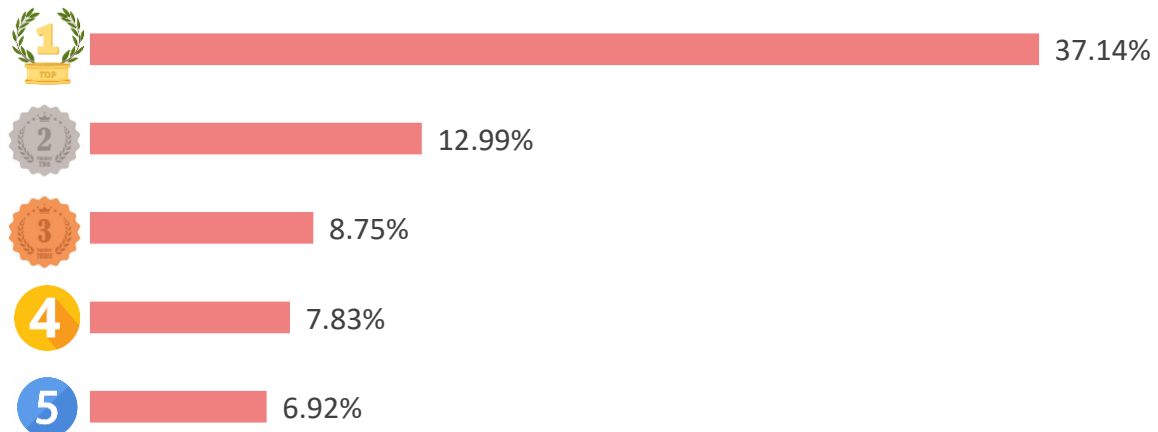
Meat of swine, fresh, chilled, or frozen

Value: **0.159** mil.USD

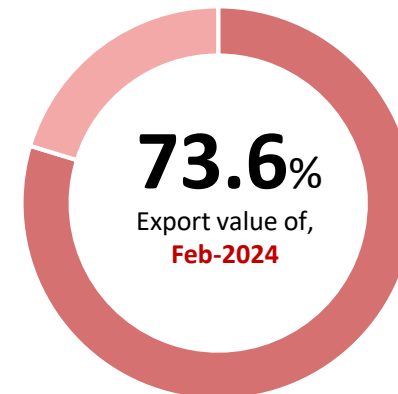
Decrease **55%** compared to Jan-2024

Decrease **16%** compared to Feb-2023

Structure of export value by-products to the ASEAN, Feb-2024



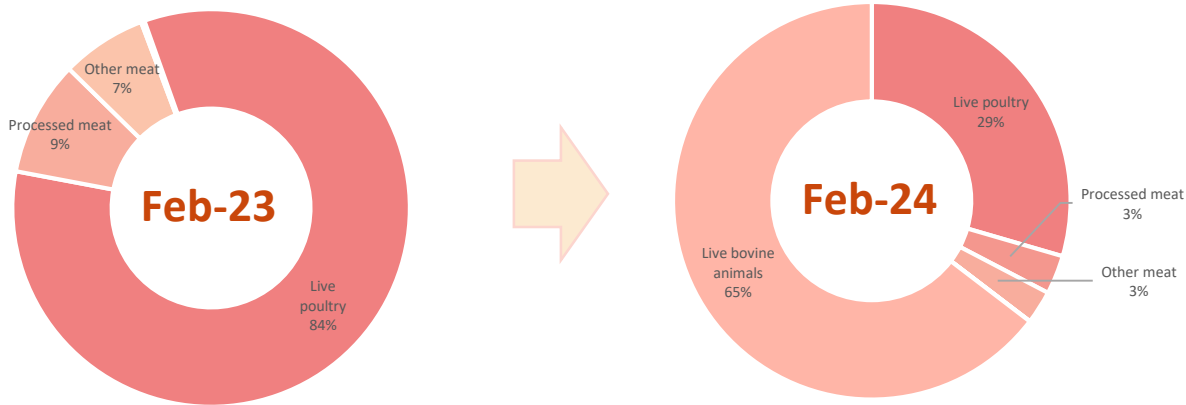
Export results to the ASEAN, Feb-2024





MEAT & MEAT PRODUCTS (IMPORT)

Structure of import value by-products to the ASEAN, Feb-2024



Import results the ASEAN, Feb-2024



Live bovine animals

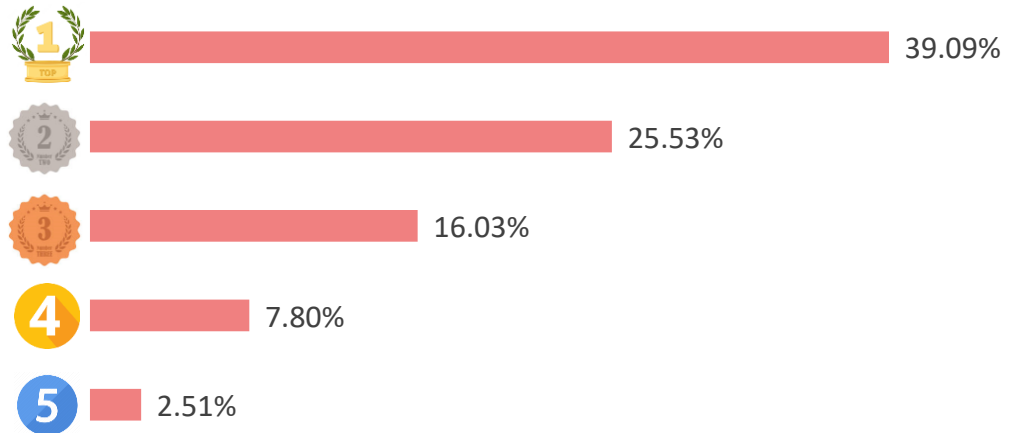
Value: Value: **3.7** Mil USD
 Increase **34%** compared to Jan-2024



Live poultry

Value: **1.7** mil.USD
 Increase **17%** compared to Jan-2024
 Increase **98%** compared to Feb-2023

Structure of import value by-products to the ASEAN, Feb-2024



Import results to the ASEAN, Feb-2024



Source: Calculated from data of the General Department of Customs



Any comments, please send to:

INFORMATION CENTER FOR AGRICULTURE AND RURAL DEVELOPMENT
INSTITUTE OF POLICY AND STRATEGY FOR AGRICULTURE AND RURAL DEVELOPMENT

Address: *16 Thuy Khue Street, Thuy Khue Wd., Tay Ho Dist., Hanoi*

Email: thongtinhitruong@ipsard.gov.vn; info@agro.gov.vn

Website: <http://agro.gov.vn/>

