

Volume: April-2024

A photograph showing several large, brown, woven sacks stacked vertically on a wooden frame. The sacks have green and blue markings. In the background, more sacks are visible, creating a sense of a large storage facility.

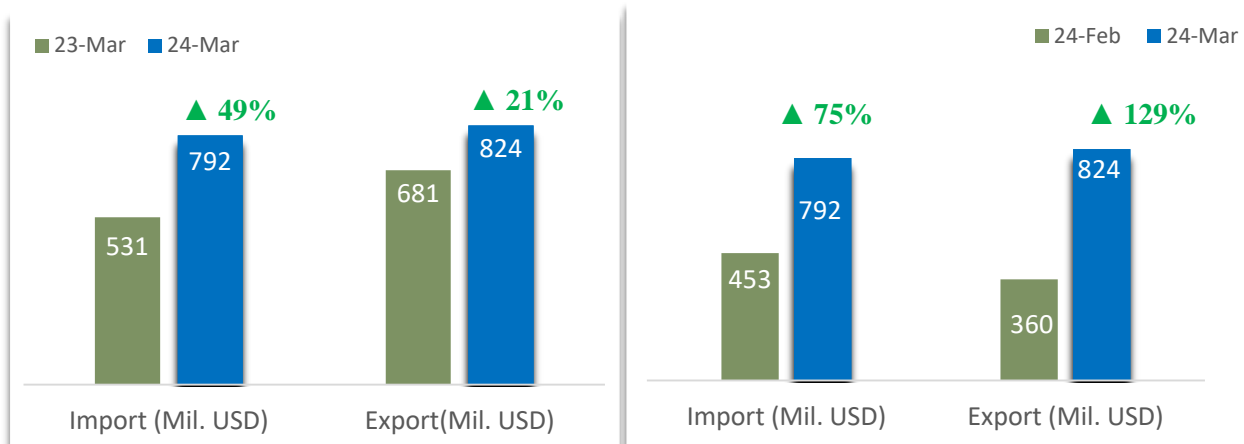
MONTHLY REPORT ON
AGRI-PRODUCT EXPORT

FROM VIETNAM TO
ASEAN MARKET

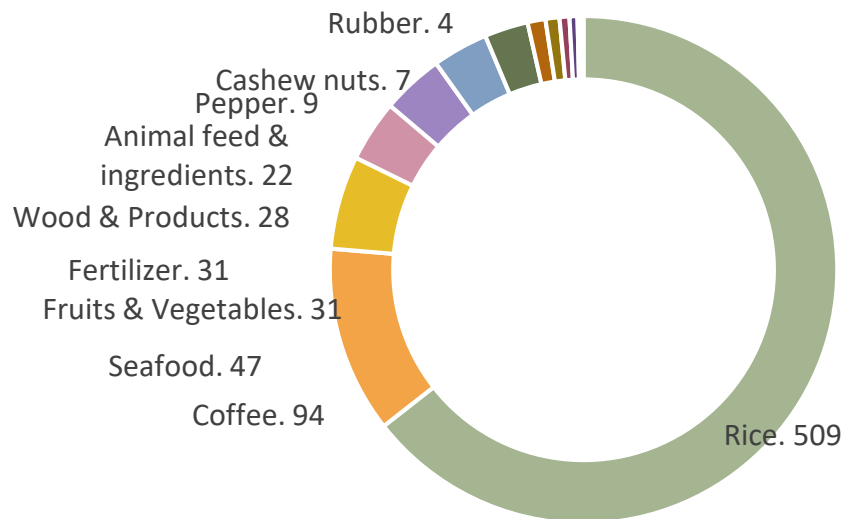


THE SITUATION OF AGRO-FORESTRY-FISHERY (AFF) PRODUCT EXPORT FROM VIETNAM TO ASEAN IN MARCH 2024

AFF product import-export turnover between Viet Nam and ASENA, Mar-2024



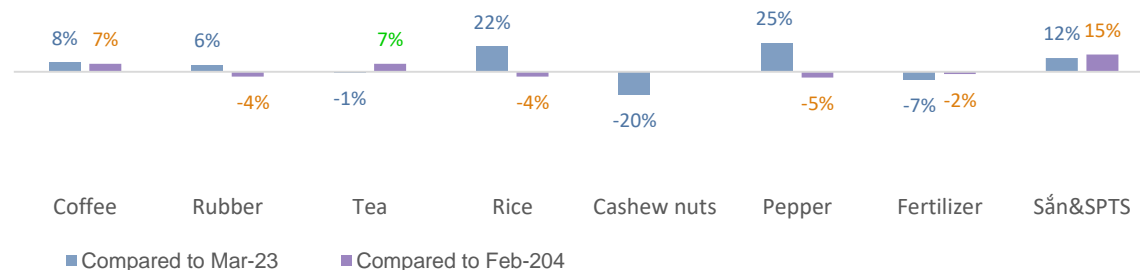
Key AFF product export value to ASEAN, Mar-2024



Changes in key AFF product export value to ASEAN in Mar-2024 compared to Feb-2024



Changes in average export value of key AFF products to ASEAN in Mar-24 compared to Mar-23 and compared to Feb-24



Source: Calculated from data of the General Department of Customs

Unit: Mil. USD

SPOTLIGHT



Seven countries approved the upgrade of the ASEAN - Australia - New Zealand FTA.



Cambodia is projected to have the fastest economic growth in Southeast Asia in 2024



Seven countries approved the upgrade of the ASEAN - Australia - New Zealand FTA.

The Republic of Philippines has officially approved the Second Protocol of the ASEAN - Australia - New Zealand Free Trade Agreement (AANZFTA), becoming the 7th country (alongside Australia, Brunei Darussalam, Indonesia, Malaysia, New Zealand, and Singapore) to approve this Protocol, aiming to enhance opportunities for micro, small, and medium enterprises (MSMEs).

The upgraded Free Trade Agreement (FTA) is expected to enhance market access, integrate MSMEs into the global value chains, and promote e-commerce. Additionally, the upgraded FTA will broaden cooperation in key areas such as agriculture, food security, digital economy, infrastructure, tourism, and healthcare. This highlights the crucial role of the FTA in ensuring a stable and prosperous future for the ASEAN region.



Source: aseanvietnam.vn

Cambodia is projected to have the fastest economic growth in Southeast Asia in 2024.

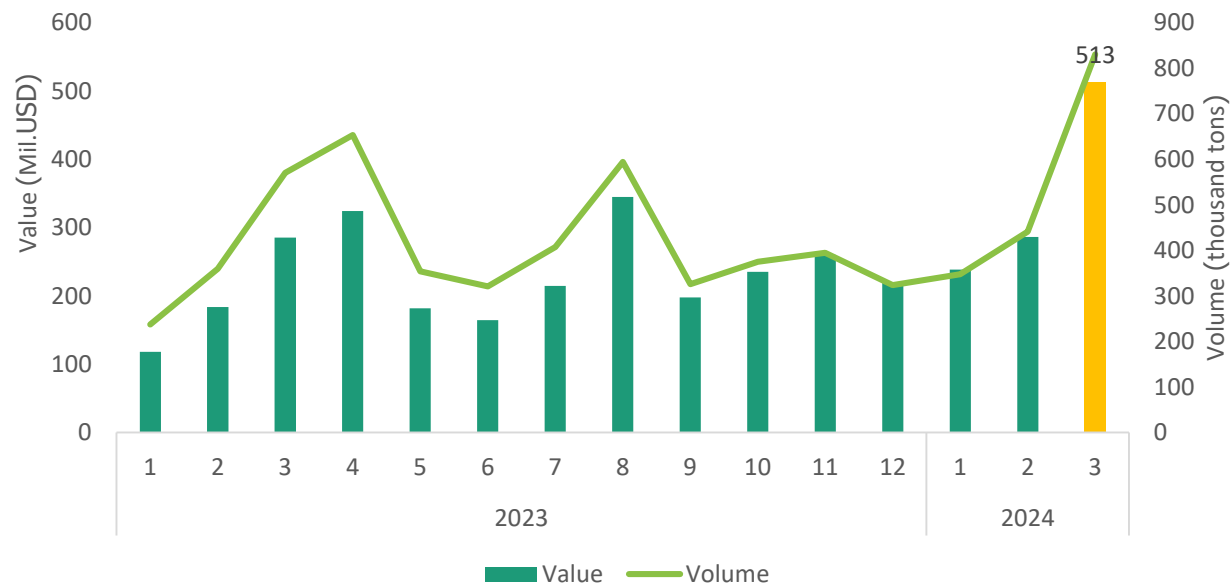
Cambodia ranks first in terms of economic growth rate in Southeast Asia and third in Asia. The GDP growth rate of Cambodia in 2024 is projected to reach 6.1%. The per capita GDP growth rate in 2024 is expected to be 6.34%.

Source: aseanvietnam.vn



RICE

Export volume and value to ASEAN, Mar-2024



Export results to ASEAN, Mar-2024

VALUE
512.8 Mil. USD

↗ Increase **79.0%** compared to Feb-24

↗ Increase **79.6%** compared to Mar-23

↗ **285.3 Mil.USD** more than the monthly average rate in 2023

◇ Accumulated 3 months of 2024 reaches **1.0 Bil.USD** and the rate is **38%** of the total in 2023.

VOLUME
830.6 thousand tons

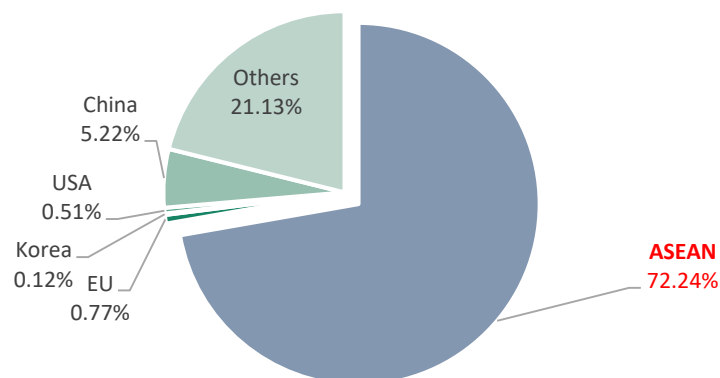
↗ Increase **88.2%** compared to Feb-2024

↗ Increase **45.7%** compared to Mar-23

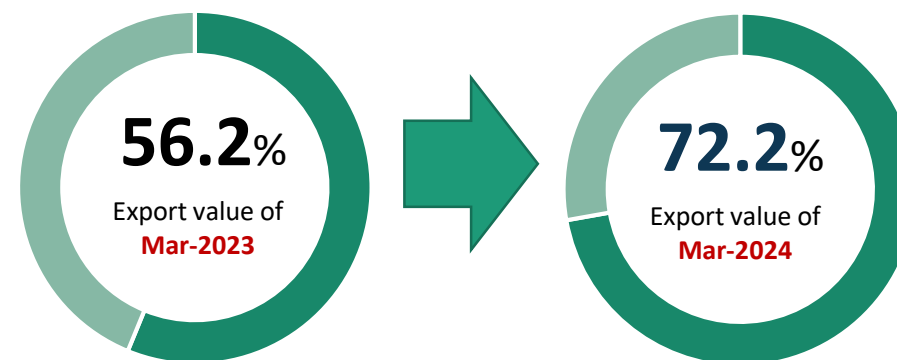
↘ **420.8 thousand ton** less than monthly average rate in 2023

◇ Accumulated 3 months of 2024 reaches **1.6 Bil.tons**, and the rate is **32.9%** of the total in 2023.

Percentage of export value to ASEAN, Mar-2024



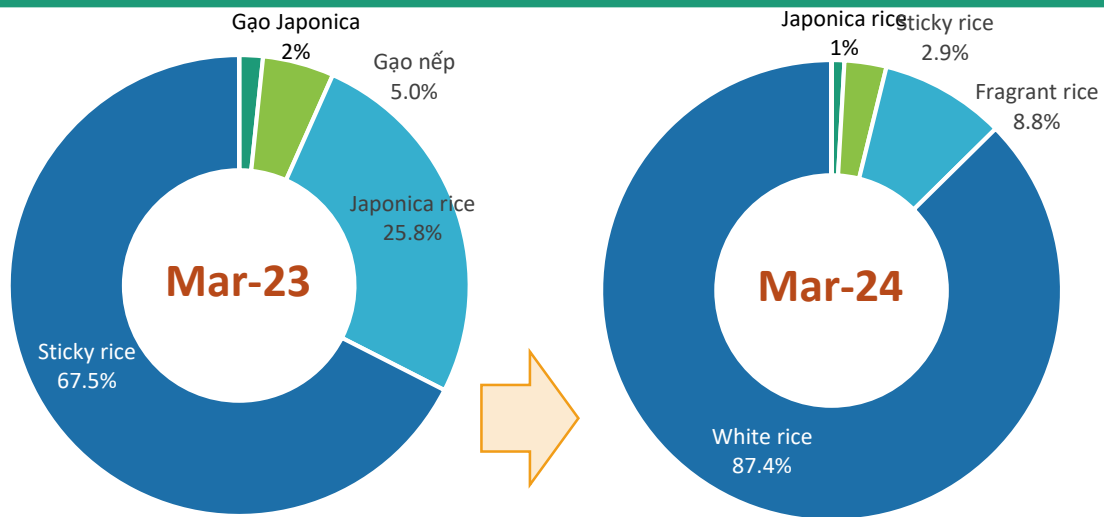
Changes in percentage of export value to ASEAN, Mar-2024



RICE



Structure of exports by products to ASEAN, Mar-2024



Export results to ASEAN, Mar-2024



White rice

Value: **448.1** Mil.USD
 Increase **78%** compared to Feb-24
 Increased **132%** compared to Mar-23

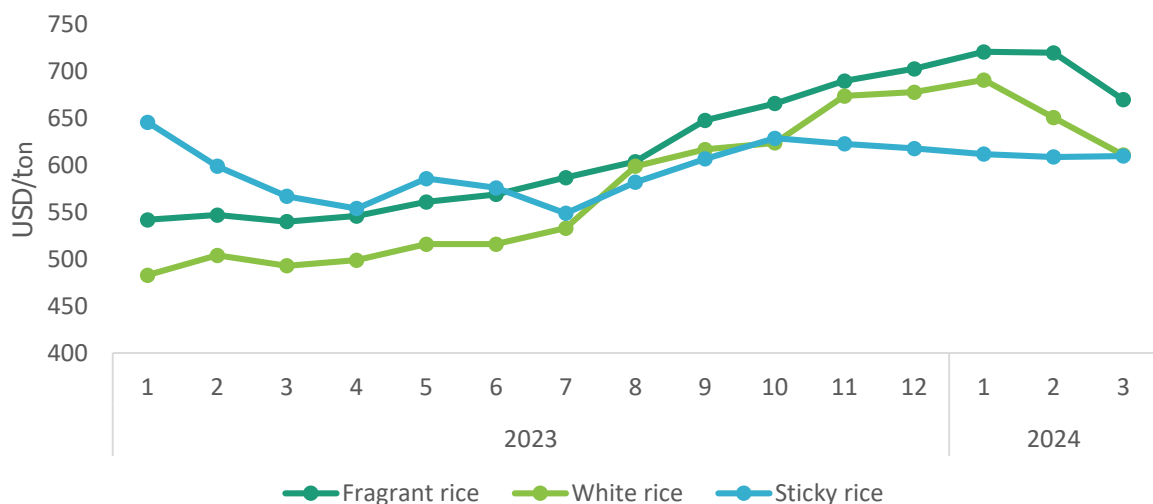
Fragrant rice

Value: **45.0** Mil.USD
 Increase **183%** compared to Feb-24
 Decrease **39%** compared to Mar-23

Sticky rice

Value: **15.1** Mil.USD
 Increase **40%** compared to Feb-24
 Increase **6%** compared to Mar-23

Average export price to ASEAN, Mar-2024



Sticky rice

The average export price in Mar-24 is **610** USD/Ton; **Increase 0.3%** compared to the previous month and **increase 8%** compared to the same month of 2023.

Fragrant rice

The average export price in Mar-24 is **720** USD/Ton; **Decrease 7%** compared to the previous month and **Increase 24%** compared to the same month of 2023.

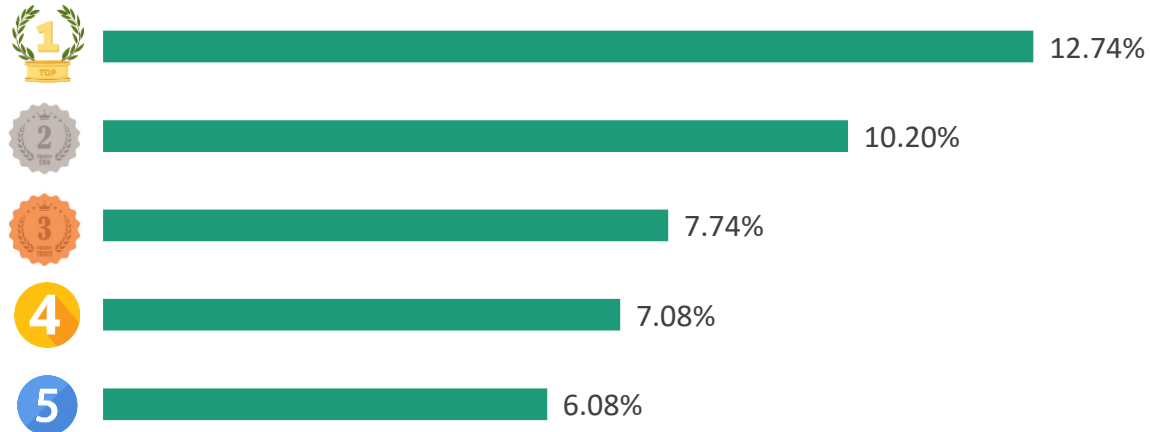
White rice

The average export price in Mar-24 is **651** USD/Ton; **Decrease 6%** compared to the previous month; và **Increase 24%** compared to the same month of 2023.

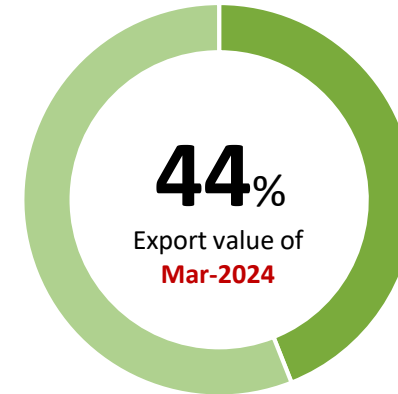


RICE

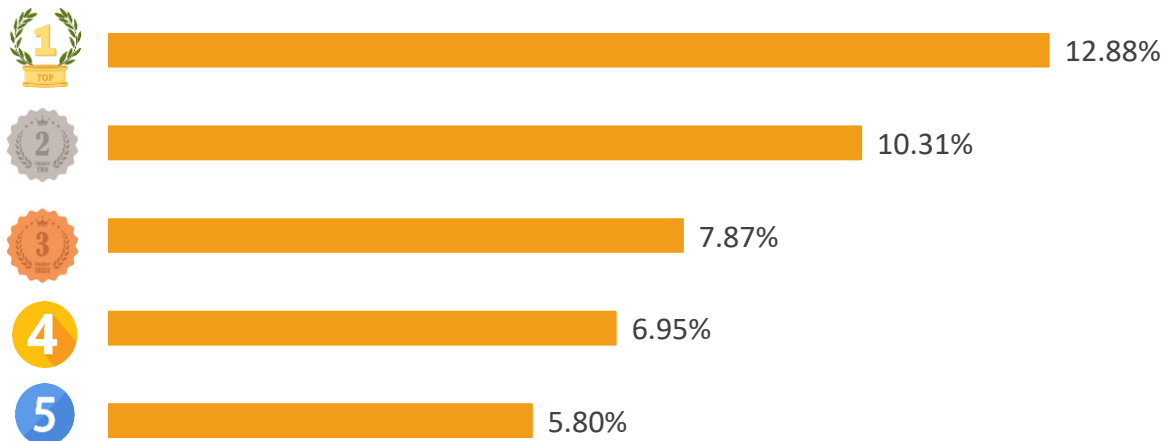
TOP 5 export enterprises by value to the ASEAN, Mar-2024



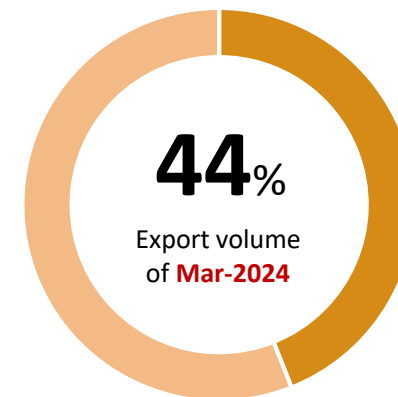
Value ratio of TOP 5 export enterprises to the ASEAN, Mar-2024



TOP 5 export enterprises by volume to the ASEAN, Mar-2024



Volume ratio of TOP 5 export enterprises to the ASEAN, Mar-2024





RICE

SPOTLIGHT

01

Cambodia exported 90,153 tons of rice in the first two months of 2024, with value of \$65.4 million, decreasing 7.2% in volume and 9.9% in value compared to the same period in 2023. Cambodia exported rice to 50 countries and territories through 40 export enterprises. Of which, approximately 11,083 tons of rice were exported to China in the first two months of 2024, with a value of \$6.81 million.

Source: Borneo Bulletin

02

According to the Thai government, Thailand's rice exports may reach 8 million tons this year, surpassing the target of 7.5 million tons. In the first quarter of 2024, Thailand's rice exports reached 2.5 million tons, increasing by 21% compared to the same period last year.

Source: hellenicshippingnews.com

03

According to data from the Philippines' Bureau of Plant Industry, the country's rice imports in the first two months of 2024 reached a total of 728,254 tons, an increase of 84.57% compared to the 394,554 tons in the same period last year. The majority of rice imports to the Philippines were from Vietnam, about 390,997 tons with value of 53.68% of total rice imports; following by Thailand with 195,921 tons, Pakistan with 96,628 tons. The remaining imports came from Myanmar, Cambodia, Japan, India, and Italy.

Source: Ricenewstoday.com

04

According to the General Department of Customs, Vietnam's rice exports to ASEAN in the first quarter of 2024 reached \$1.04 billion, increasing by 76.7% compared to the same period last year. Philippines is the largest market for Vietnam's rice exports with import value of \$649.13 million, increasing 44.3% compared to the same period in 2023 and accounting for 62.5% of the total export turnover. Indonesia is the second largest market for Vietnam's rice exports with \$285.06 million, increasing by 308.8% compared to the same period in 2023. Malaysia ranks third with \$61.59 million, increasing by 60.7% compared to the same period in 2023.

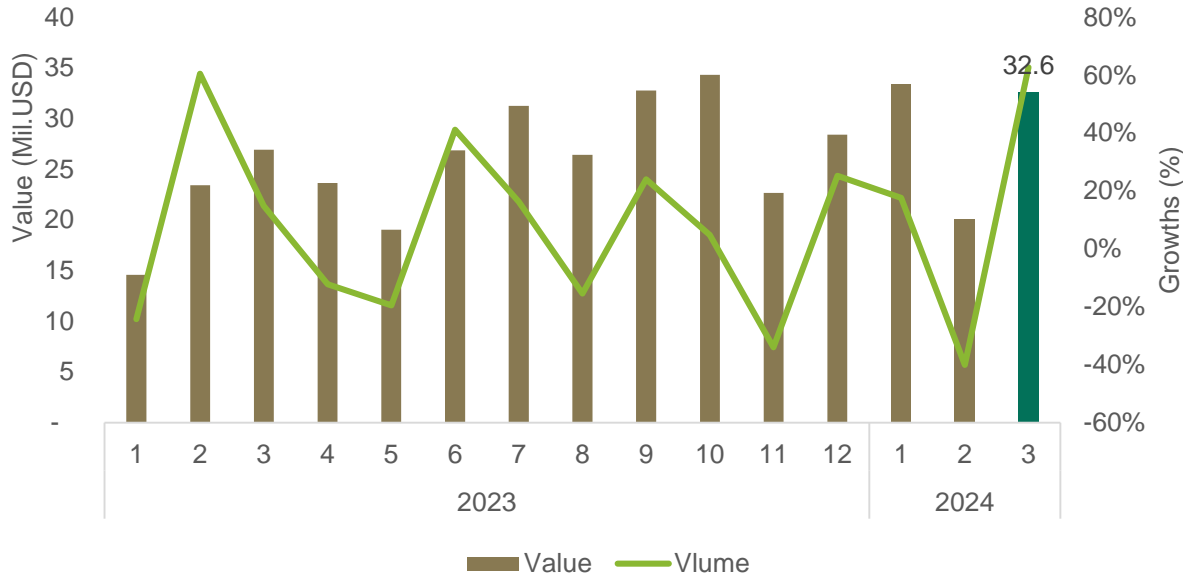
Source: Summarized from the data provided by the General Department of Customs





FRUITS AND VEGETABLES (EXPORT)

Export value to the ASEAN, Mar-2024



Export results to the ASEAN, Mar-2024

VALUE
32.6
Mil.USD

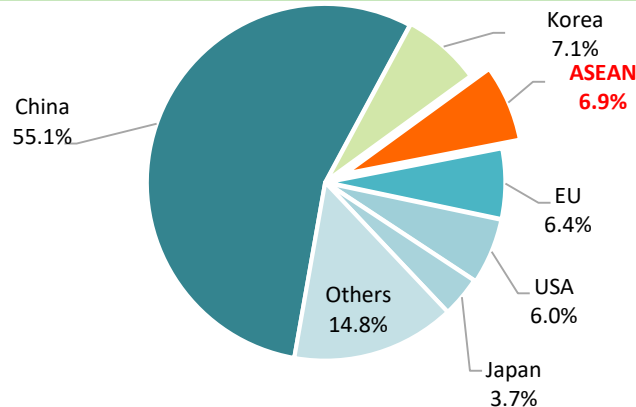
Increase **62.7%** compared to Feb-2024

Increase **21.2%** compared to Mar-23

6.8 Mil.USD more than the monthly average rate in 2023

Accumulated 3 months of 2024 reaches **86.1 Mil.USD**, and the rate is **27.7%** of the total in 2023.

Percentage of export value to the ASEAN, Mar-2024



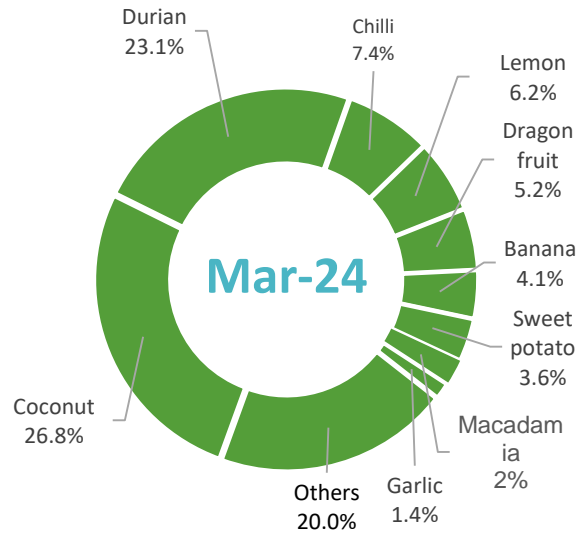
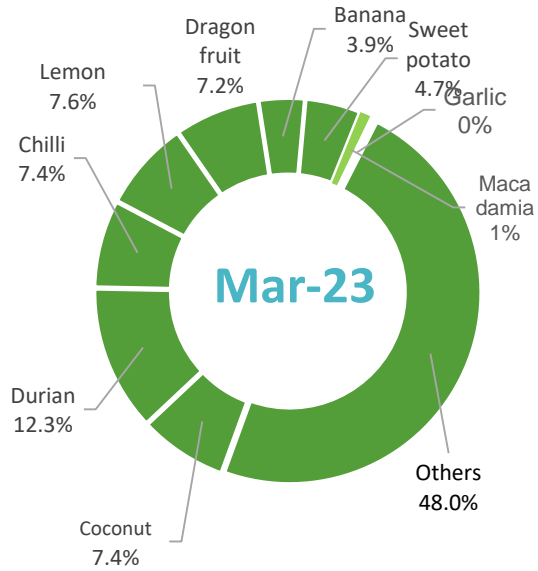
Changes in percentage of export value to the ASEAN, Mar-2024





FRUITS AND VEGETABLES (EXPORT)

Structure of exports by products to the ASEAN, Feb-2024



Export results to the ASEAN, Feb-2024



Coconut

Value: **8.7** Mil.USD

Increase **105.6%** so compared to Feb-24

Increase **336.0%** compared to Mar-23



Durian

Value: **7.5** Mil.USD

Increase **111.5%** compared to Feb-24

Increase **127.2%** compared to Mar-23



Chilli

Value: **2.4** Mil.USD

Increase **23.4%** compared to Feb-24

Increase **20.3%** compared to Mar-23



Lemon

Value: **2.0** Mil.USD

Increase **68.3%** compared to Feb-24

Decrease **1.2%** compared to Mar-23



Dragon fruit

Value: **1.7** Mil.USD

Decrease **1.0%** compared to Feb-24

Decrease **12.0%** compared to Mar-23



Banana

Value: **1.3** Mil.USD

Increase **64.9%** compared to Feb-24

Increase **27.8%** compared to Mar-23



Sweet patato

Value: **1.2** Mil.USD

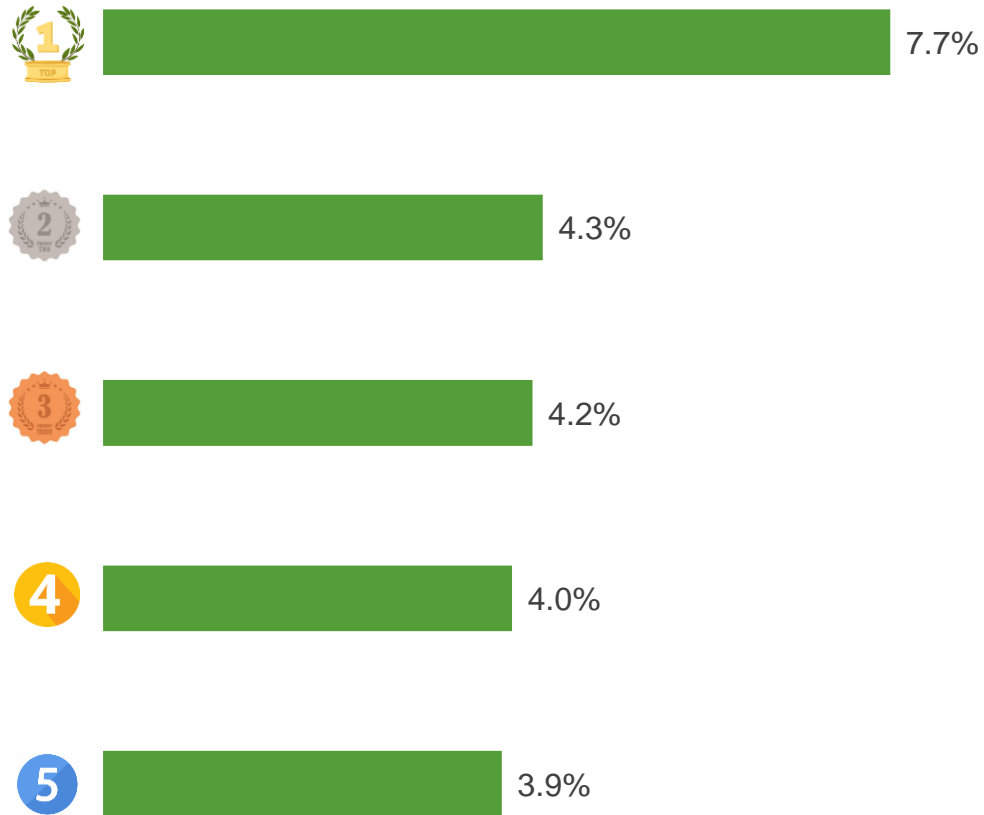
Increase **45.9%** compared to Feb-24

Decrease **5.8%** compared to Mar-23

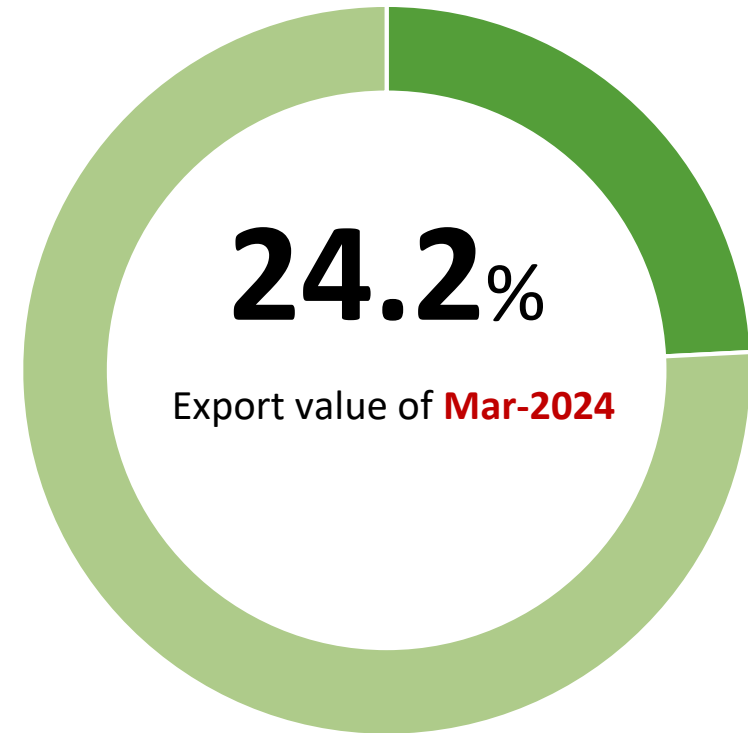


FRUITS AND VEGETABLES (EXPORT)

TOP5 export enterprises by value to the ASEAN, Mar-2024



Value ratio of TOP 5 export enterprises to the ASEAN, Mar-2024





FRUITS AND VEGETABLES (EXPORT)

Export value to the ASEAN, Mar-2024



Export results to the ASEAN, Mar-2024

VALUE



24.4

Mil.USD

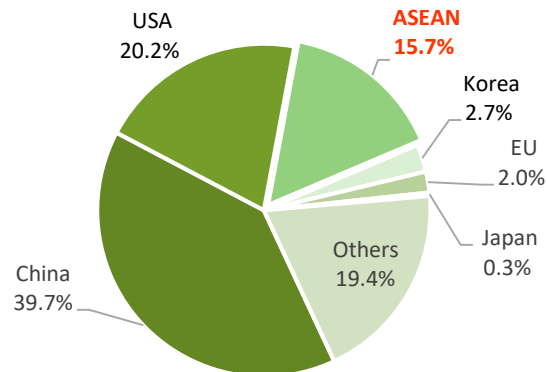
Increase **28.0%** compared to Feb-2024

Increase **10.1%** compared to Mar-23

5.1 Mil.USD more than the monthly average rate in 2023

Accumulated 3 months of 2024 reaches **67.8 Mil.USD**, and the rate is **29.3%** of the total in 2023.

Percentage of export value to the ASEAN, Mar-2024



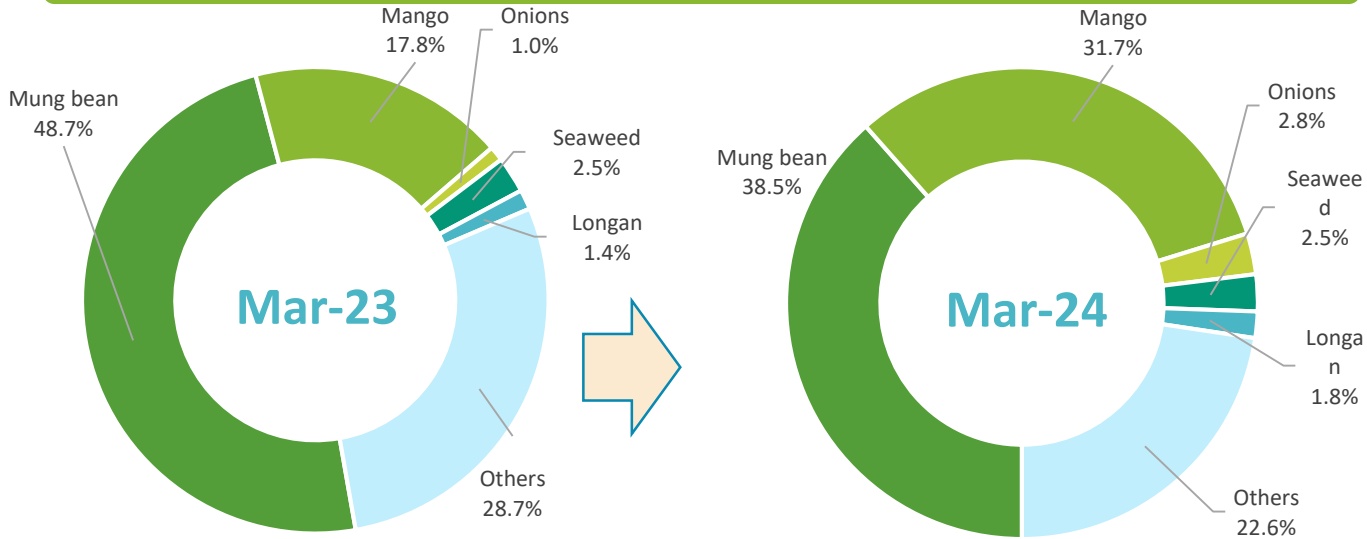
Changes in percentage of export value to the ASEAN, Mar-2024





FRUITS AND VEGETABLES (IMPORT)

Structure of imports by products from the ASEAN, Mar-2024



Onions

Value: **0.69** Mil.USD

Decrease **23.6%** compared to Feb-24

Increase **200.1%** compared to Mar-23



Seaweed

Value: **0.62** Mil.USD

Increase **225%** compared to Feb-24

Increase **10.6%** compared to Mar-23



Longan

Value: **0.44** Mil.USD

Increase **94.2%** compared to Feb-24

Increase **45.6%** compared to Mar-23

Import results from the ASEAN, Mar-2024



Mung bean

Value: **9.4** Mil.USD

Decrease **5.3%** compared to Feb-24

Decrease **12.9%** compared to Mar-23



Mango

Value: **7.7** Mil.USD

Increase **59.9%** compared to Feb-24

Increase **96.5%** compared to Mar-23

FRUITS AND VEGETABLES

SPOTLIGHT



01

The Philippine government is adjusting financial incentives for local banana sector to take advantage of Free Trade Agreement (FTA) with South Korea, which takes effect this year. The current 30% import tax applied to bananas exported from the Philippines to South Korea will be gradually reduced to 0% by the fifth year of the FTA's implementation.

Source: Business.inquirer.net

02

On April 20th, the Minister of Agriculture of Thailand directed the Fruit Committee to meet with durian farmers, package facilities owners, businesses, and the Cooperative Promotion Department and Agricultural Promotion Department, to ensure that exported durian products meet the quality standards and GAP requirements of China. The Ministry of Agriculture of Thailand will reduce fertilizer and pesticide costs for durian farmers. Previously, the Royal Irrigation Department has instructed to manage the irrigation system, ensuring sufficient water for durian farms in Chanthaburi, Rayong, and Trat, major durian-producing areas in Thailand.

In early April, the Prime Minister of Thailand directed the Ministry of Agriculture to propose regulations to establish standards for durian to maintain the quality of Thai exported durians and prevent the sale of unripe fruit.

Source: Nongnghiep.vn



FRUITS AND VEGETABLES

SPOTLIGHT



01

According to the Ministry of Commerce of Thailand, the total fruit production of Thailand in Chanthaburi province in 2024 is projected to reach 716,421 tons, increasing by 4.92% compared to the same period last year. Among these, durian production is expected to reach 561,905 tons, an increase of 4.35%, with the harvest period from April 15th to May 20th. Mangosteen production is anticipated to reach 93,736 tons, rising by 12.36%; rambutan production is forecasted to reach 55,442 tons, decreasing by 0.59%; and dragon fruit production is expected to reach 5,308 tons, increasing by 3.41%.

Source: Guojiguoshu.com

02

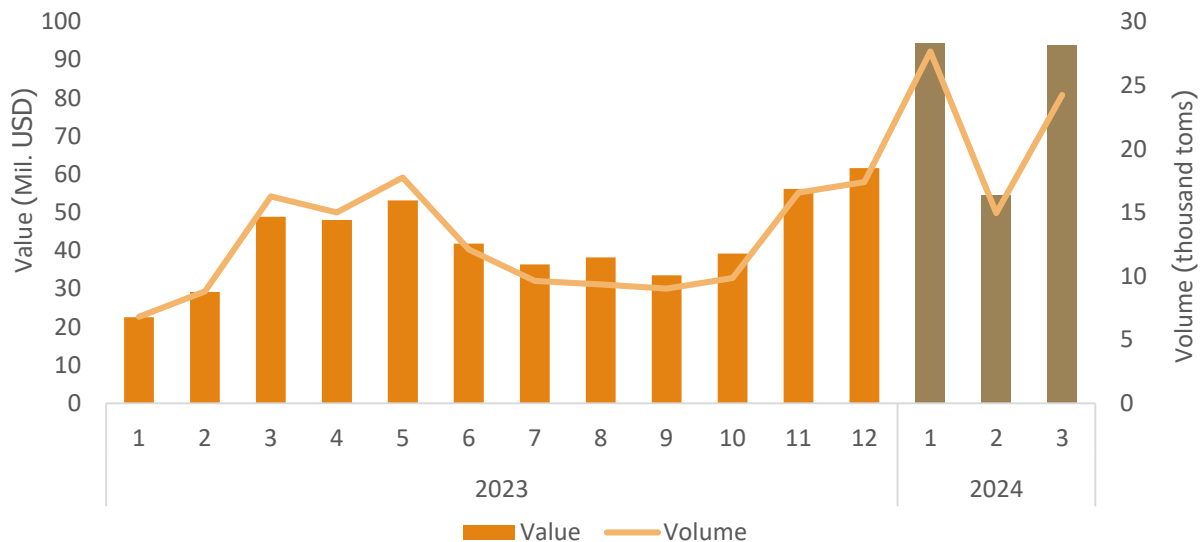
In 2024, durian production in Nonthaburi has significantly decreased, accounting for only about 10% compared to the same period last year. Harsh weather conditions and climate change have negatively affected durian flowering, causing a large number of durian trees to either not bloom or shed flowers prematurely.

Source: Guojiguoshu.com



COFFEE

Export volume and value to the ASEAN, Mar-2024



Export results to the ASEAN, Mar-2024

VALUE
93.8 Mil.USD

↗ Increase **71.8%** compared to Feb-24

↗ Increase **91.9%** compared to Mar-23

↗ **33** Mil.USD more than monthly average rate in 2023

❖ Accumulated 3 months of 2024 reaches **242.7** Mil.USD, and the rate is **18.4%** of the total in 2023.

VOLUME
24.2 Thousand tons

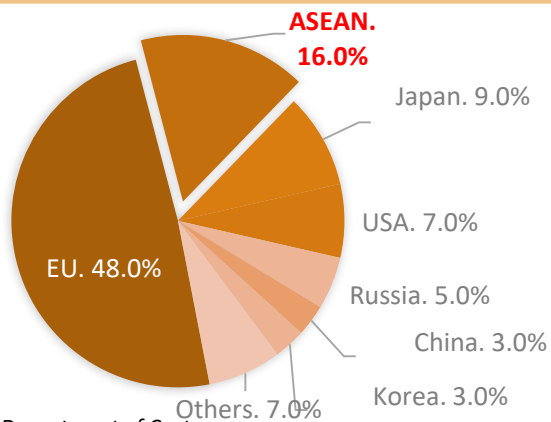
↗ Increase **62.1%** compared to Feb-24

↗ Increase **49.1%** compared to Mar-23

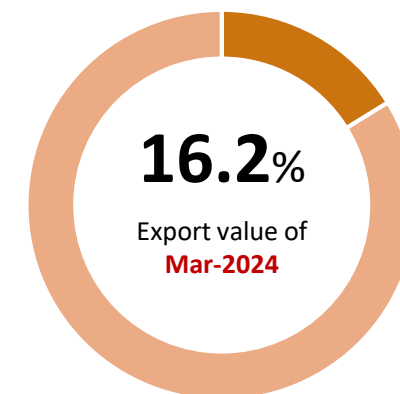
↗ **6.9** Thousand tons more than monthly average rate in 2023

❖ Accumulate 3 months of 2024 reaches **66.8** Thousand tons, and the rate is **16.8%** of the total in 2023.

Percentage of export value to the ASEAN, Mar-2024

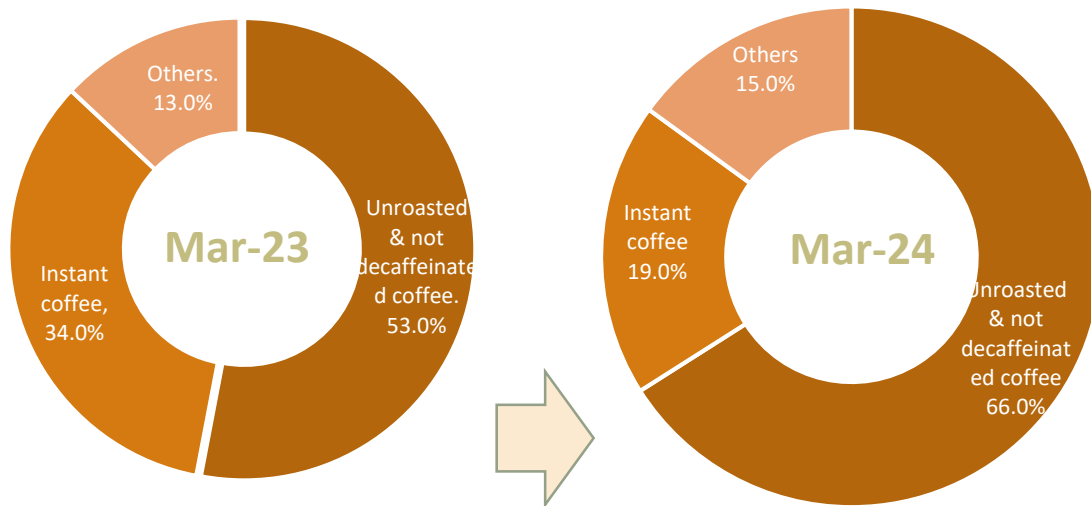


Changes in percentage of export value to the ASEAN, Mar-2024

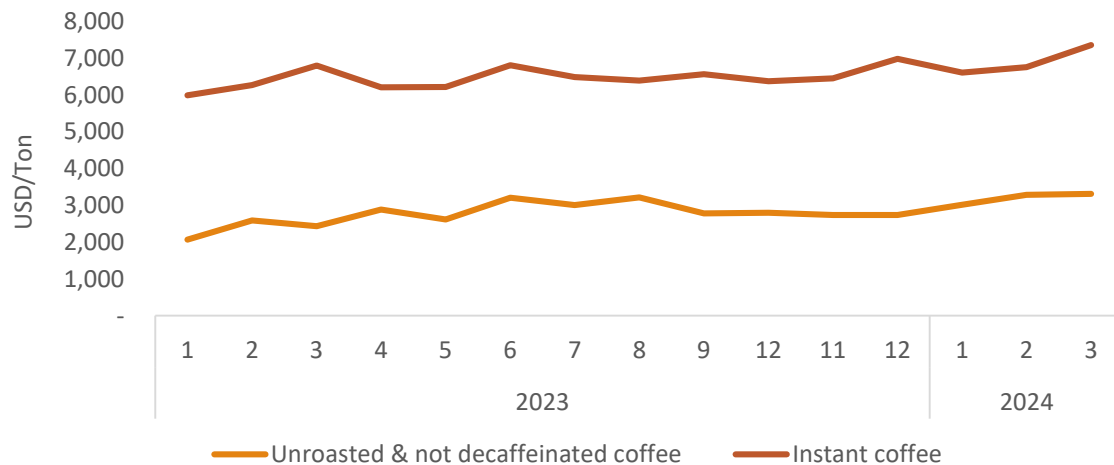


COFFEE

Structure of exports by products to the ASEAN, Mar-2024



Average export price to the ASEAN, Mar-2024



Export results to the ASEAN, Mar-2024



Unroasted & not decaffeinated coffee

Value: **61.5** Mil.USD

Increase **69.5%** compared to Feb-24

Increase **138%** compared to Mar-23



Instant coffee

Value: **17.4** Mil.USD

Increase **60.9%** so compared to Feb-24

Increase **3.8%** compared to Mar-23



Others

Value: **13.2** Mil.USD

Increase **167%** compared to Feb-24

Increase **137%** compared to Mar-23

Instant coffee

The average export price in Mar-24 is **7.353** USD/Ton. Increase **9%** compared to the previous month and Increase **8.3%** compared to the same month of 2023.

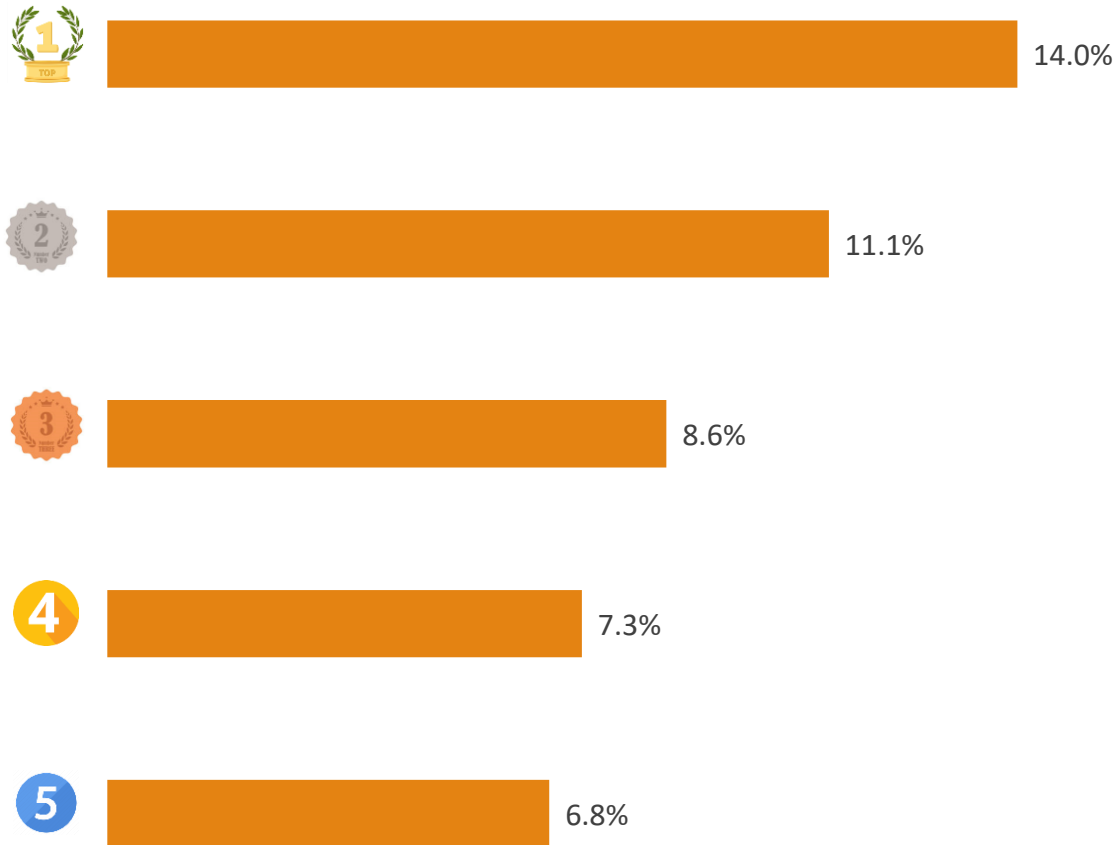
Unroasted & not decaffeinated coffee

The average export price in Mar-24 is **3.312** USD/Ton; Increase **1%** compared to the previous month and Increase **36.3%** compared to the same month of 2023.

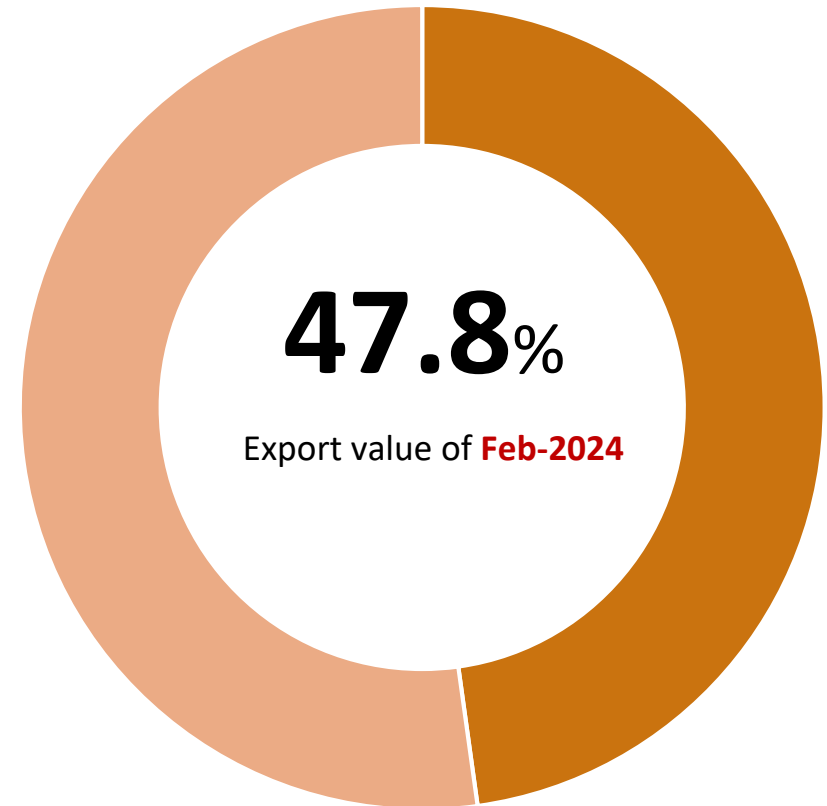


COFFEE

TOP 5 export enterprises by value to the ASEAN, Mar-2024



Value ratio of TOP 5 export enterprises to the ASEAN, Mar-2024





In March 2024, Indonesia's coffee imports reached 32.7 million USD, increasing by 18.04% compared to February 2024. Indonesia imports coffee mainly from Brazil, Vietnam, and Colombia.

In March 2024, Indonesia's coffee exports reached 87.45 million USD, resulting in a coffee trade surplus of 55.38 million USD in March 2024. This is the 47th consecutive month of surplus trade of coffee since May 2020.

Source: vietnamplus.vn (4/2024)



COFFEE

SPOTLIGHT



According to the Vietnam Trade Office in Singapore, in the first three months of 2024, the export value of coffee from Vietnam to Singapore reached 2.72 million SGD (approximately 2.01 million USD), marking a significant increase of 157% compared to the same period last year.

However, Vietnam's market share in the coffee market in Singapore remains limited. Specifically, Vietnam exported five coffee items to Singapore, including HS0901 (1.46 million SGD), accounting for 3.64% of Singapore's import; Unroasted Arabica coffee (HS 09011120) 557,000 SGD, (7.24% market share); unroasted Robusta coffee (HS 09011130) 618,000 SGD, (14.04%); roasted and ground coffee (HS09012120) 81,000 SGD, (0.74%); roasted but unground Arabica coffee (HS 09012111) 1,000 SGD (0.02%).

Source: mekongasean.vn (4/2024)





WOOD & WOODEN PRODUCTS

Export volume and value to the ASEAN, Mar-2024



Export results to the ASEAN, Mar-2024



28

Mil.USD

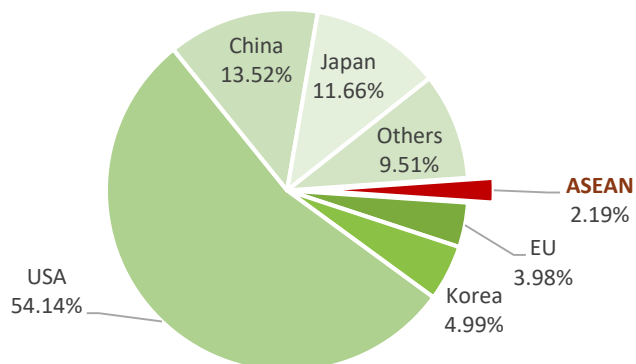
↗ Increase **118.8%** compared to Feb-24

↗ Increase **2.4%** compared to Mar-23

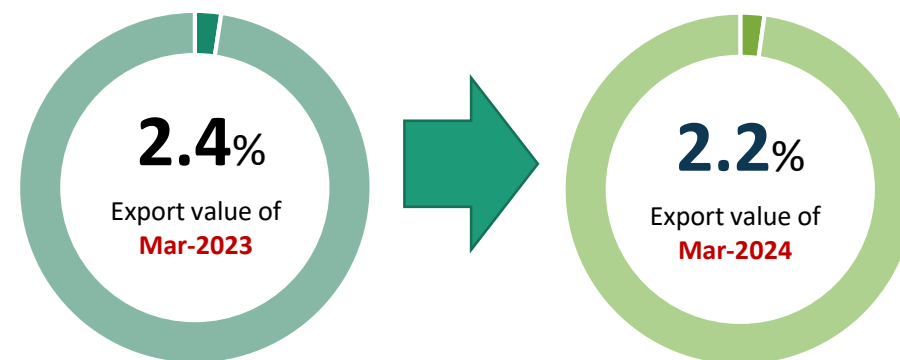
↗ **4 Mil.USD** more than the monthly average rate in 2023

❖ Accumulated 3 months of 2024 reaches **69.7** Mil.USD, and the rate is **23.8%** of the total of 2023

Percentage of export value to the ASEAN, Mar-2024



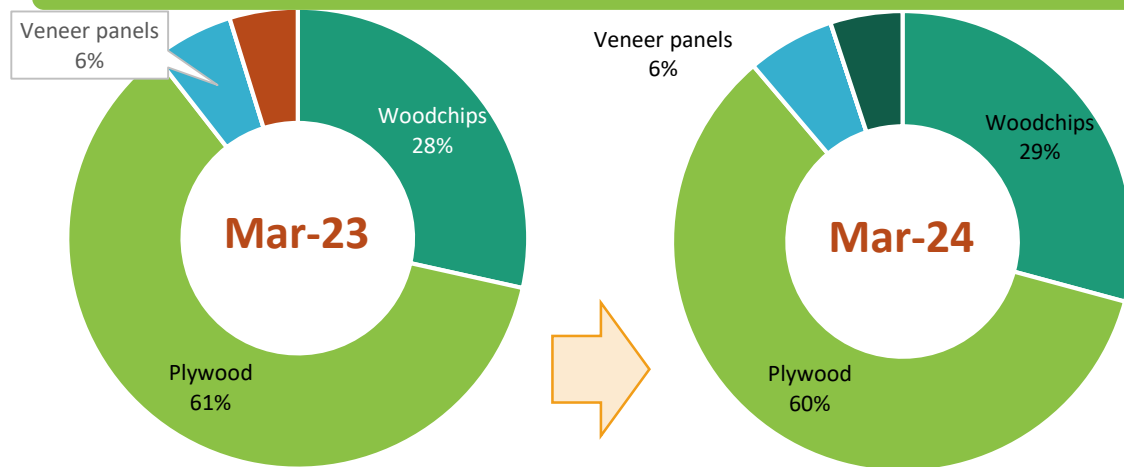
Changes in percentage of export value to the ASEAN, Mar-2024





WOOD & WOODEN PRODUCTS

Structure of exports by products to ASEAN, Mar-2024



Export results to ASEAN, Mar-2024



Plywood

Value: **23.7** Mil.USD
 Increase **114%** compared to Feb-24
 Increase **9%** compared to Mar-23



Woodchips

Value: **11.6** Mil.USD
 Increase **148%** compared to Feb-24
 Increase **14%** compared to Mar-23



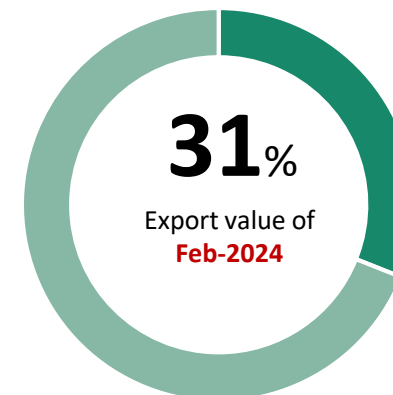
Venner panel

Value: **2.4** Mil.USD
 Increase **111%** compared to Feb-24
 Increase **19%** compared to Mar-23

TOP 5 export enterprises by value to ASEAN, Mar-2024



Value ratio of TOP 5 export enterprises to ASEAN, Mar-2024





WOOD & WOODEN PRODUCTS

SPOTLIGHT



According to the Ministry of Environment and Forestry, Indonesia exported about 3.5 billion USD forestry products in the first three months of 2024, increasing 8% compared to the same period last year. Of which, paper pulp exports reached 798.05 million USD, paper reached 1.1 billion USD, and timber reached 582.7 million USD.

Source: ITTO





CASHEW NUTS

Export value and volume to the ASEAN, Mar-2024



Export results to the ASEAN, Mar-2024

VALUE

11.3

Mil.USD

- Increase **89.8%** compared to Feb-24
- Increase **6.2%** compared to Mar-23
- **1.78 Mil.USD** more than the monthly average rate in 2023

Accumulated 3 months of 2024 reaches **26.9 Mil.USD** and the rate is **23%** of the total in 2023.

VOLUME

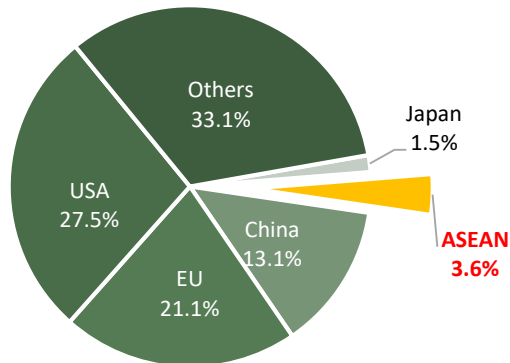
2.815

Ton


- Increase **74.6%** compared to Feb-24
- Increase **26.3%** compared to Mar-23
- **453 Ton** more than the monthly average rate in 2023

Accumulated 3 months of 2024 reaches **6.865 Ton** and the rate is **24%** of the total 2023.

Percentage of export value to the ASEAN, Mar-2024



Changes in percentage of export value to the ASEAN, Mar-2024

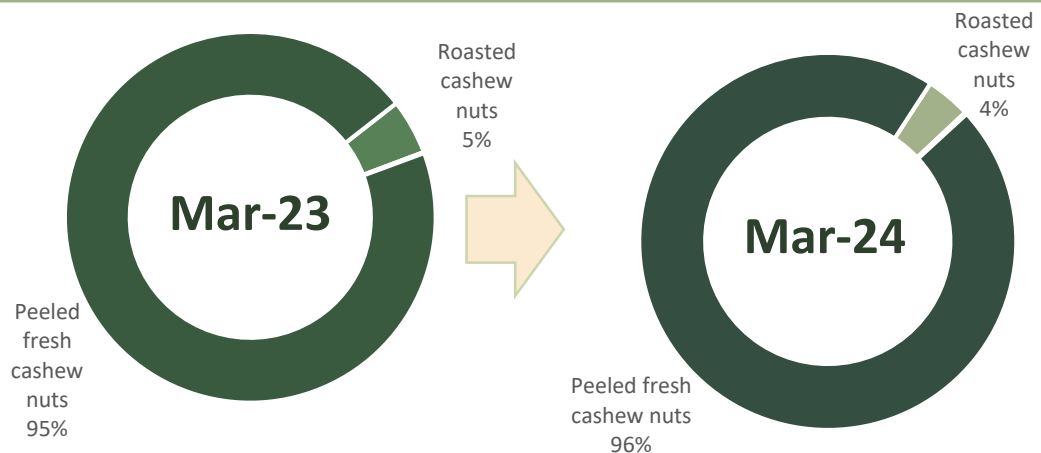


Source: Calculated from data of the General Department of Statistics

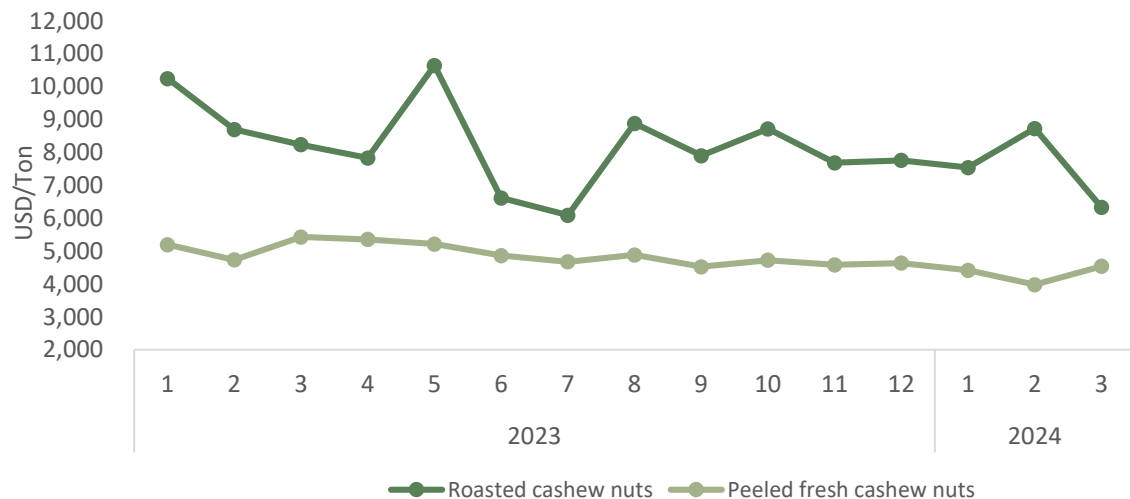


CASHEW NUTS

Structure of exports by products to the ASEAN, Mar-2024



Average export cashew nuts price to the ASEAN, Mar-2024



Export results to the ASEAN, Mar-2024



Unpeeled fresh cashew nuts

Value: **10.9** Mil.USD

Increase **105.2%** compared to Feb-24

Increase **7.2%** compared to Mar-23



Roasted cashew nuts

Value: **0.44** Mil.USD

Decrease **33.6%** compared to Feb-24

Decrease **15.6%** compared to Mar-23

Shelled fresh cashew nuts

The average export price in Mar-2024 is **4.534** USD/Ton; **Increase 14.1%** compared to the previous month but **Decrease 16.5%** compared to the same month of 2023.

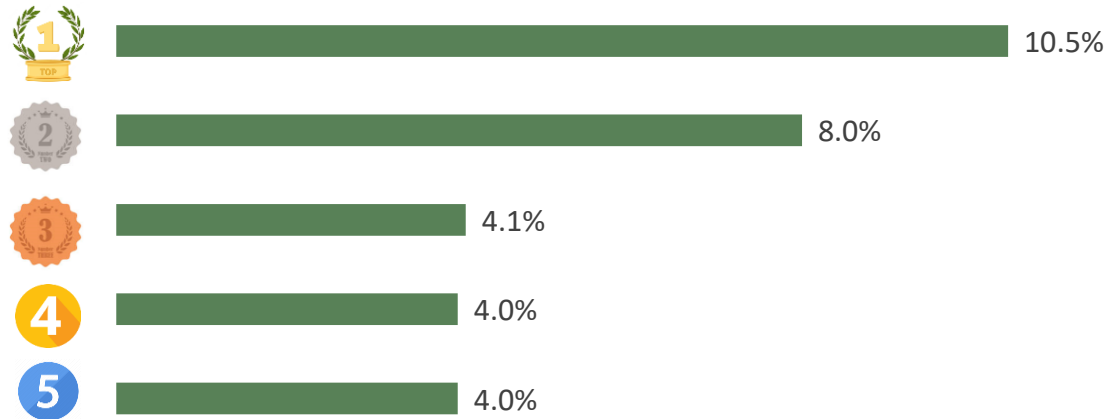
Roasted cashew nuts

The average export price in Mar-2024 is **6.331** USD/Ton; **Decrease 27.5%** compared to the previous month and **Decrease 23.1%** compared to the same month of 2023.

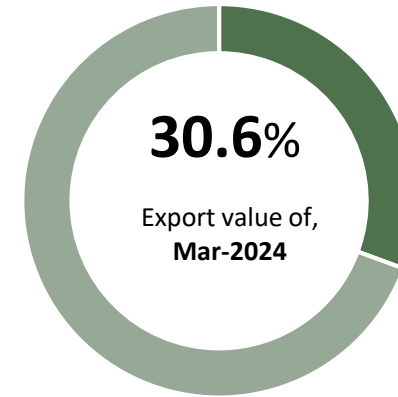


CASHEW NUTS

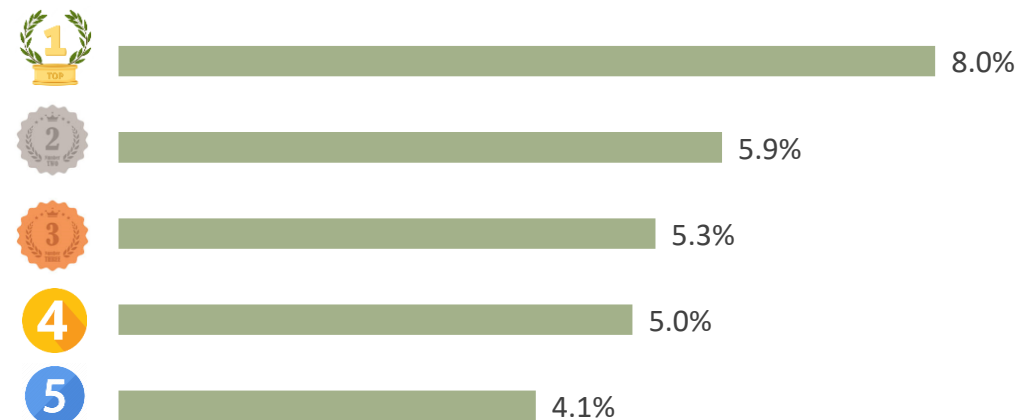
TOP 5 export enterprises by value to the ASEAN, Mar-2024



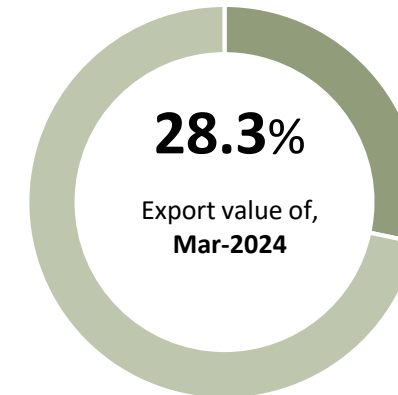
Value ratio of TOP 5 export enterprises to the ASEAN, Mar-2024



TOP 5 export enterprises by volume to the ASEAN, Mar-2024



Volume ratio of TOP 5 export enterprises to the U.S., Feb-2024



CASHEW NUTS

SPOTLIGHT



01

According to the Cambodian Cashew Association, in the first quarter of 2024, Cambodia exported 474 thousand tons raw cashew nuts with value of 543 million USD, increasing 13% in value compared to 2023. Among these, raw cashew nut exports to Vietnam reached 424 thousand tons, accounting for 89.5% of Cambodia's total raw cashew nut export volume.

Source: khmertimeskh.com

02

The Kingdom of Cambodia currently has approximately 700,000 hectares of cashew cultivation in 10 provinces. The Royal Government of Cambodia (RGC) has issued the National Cashew Policy in 2022-2027 period to strengthen three major strategic objectives of production, processing, and export.

According to the Chairman of the Cambodian Cashew Association, domestic processed cashew increased from 5% to 10% since the policy implementation. Cambodia is one of the world's largest producers of cashew nuts, but only 10% of cashew nut is processed domestically.

Cashew nuts are one of the country's economic crops, alongside rice, rubber, cassava, palm oil, bananas, mangoes, longans, and black pepper..

Source: khmertimeskh.com



CASHEW NUTS

ĐIỂM TIN THỊ TRƯỜNG ĐIỀU ASEAN

03

According to the General Department of Customs, in the first quarter of 2024, Vietnam exported cashew nuts to ASEAN countries with a total of 6,865 tons, reaching 26.9 million USD, increasing by 15.3% in volume and 4.5% in value compared to 2023. Within the ASEAN bloc, Vietnam mainly exports to 3 markets, including Thailand, Indonesia, and Malaysia. Thailand is the largest export market with 2,615 tons, reaching 12.1 million USD, increasing by 13.4% in volume but decreasing by 1.4% in value. Next is Indonesia with 2,092 tons, reaching 3.4 million USD, increasing by 38% and 55% respectively; Malaysia with 736 tons, reaching 3.6 million USD, increasing by 95% in volume but decreasing by 105% in value. According to the Vietnam Cashew Association (Vinacas), the strong growth in cashew kernel exports in the first quarter of 2024 is due to the excessively low cashew nut prices, leading to much better global consumption growth than before.

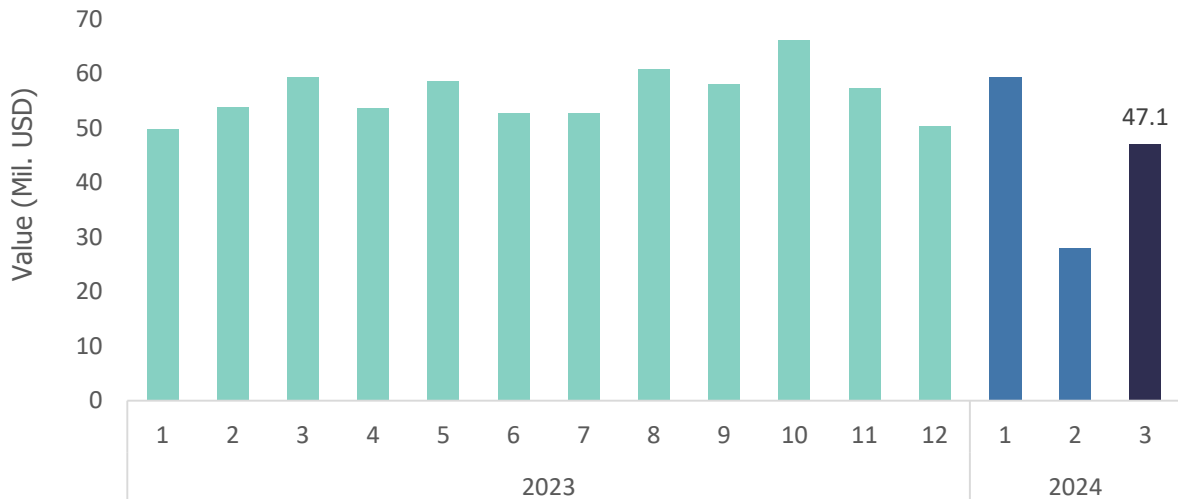
Source: Tổng cục Hải quan





FISHERIES

Export value to the ASEAN, Mar-2024



Export results to the ASEAN, Mar-2024

VALUE



47.1 Mil.USD

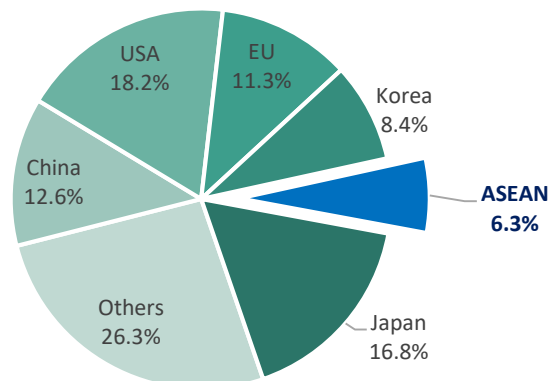
↗ Increase **68.1%** compared to Feb-24

↘ Decrease **20.8%** compared to Mar-23

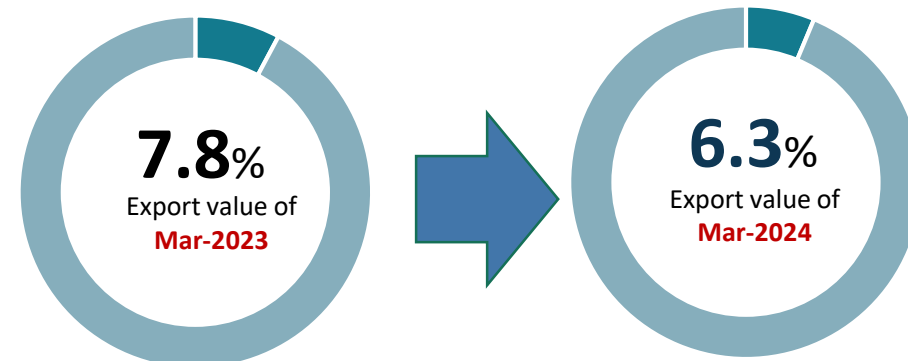
↓ **9.1 Mil.USD** less than the monthly average rate in 2023

◇ Accumulated 3 months of 2024 reaches **134.5** Mil.USD and the rate is **20%** of the total in 2023.

Percentage of export value to the ASEAN, Mar-2024



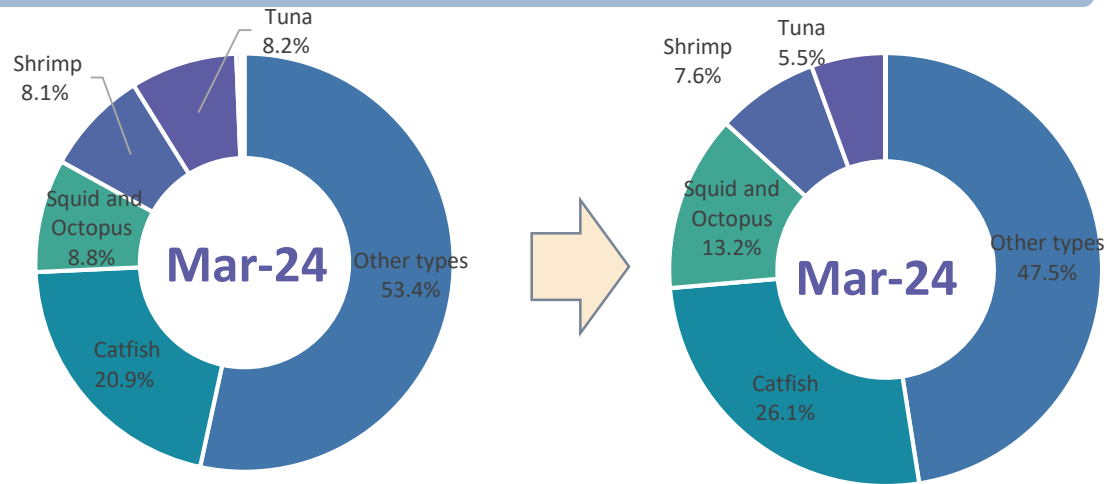
Change in percentage of export to the ASEAN, Mar-2024



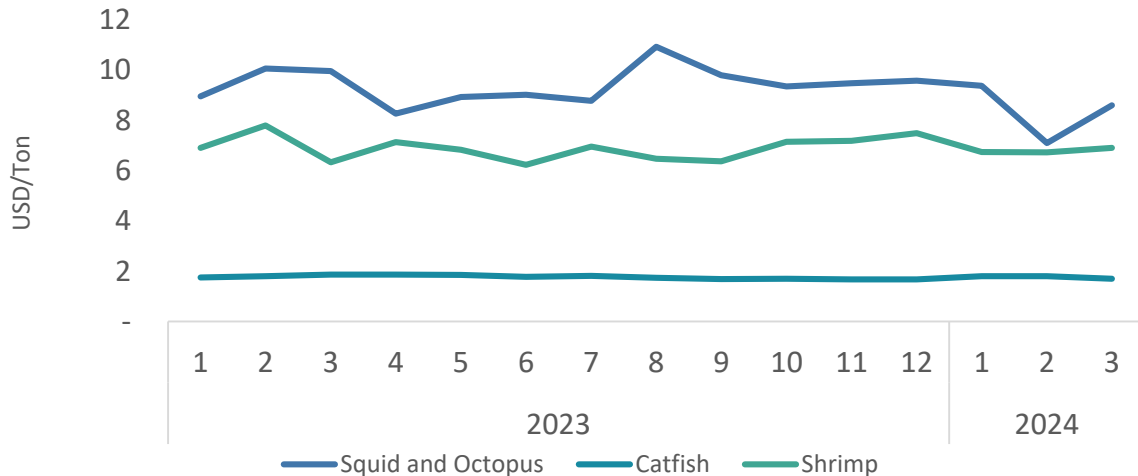


FISHERIES

Structure of exports by products to the ASEAN, Mar-2024



Average export price to the ASEAN, Mar-2024



Export results to the ASEAN, Mar-2024



Catfish

Value: **12.3** Mil.USD

Increase **54.7%** compared to Feb-24

Decrease **0.6%** compared to Mar-23



Squid and Octopus

Value: **6.2** Mil.USD

Increase **149.1%** compared to Feb-24

Increase **20.2%** compared to Mar-23



Shrimp

Value: **3.6** Mil.USD

Increase **62.7%** compared to Feb-24

Decrease **23.8%** compared to Mar-23

Squid and Octopus

The average export price in Mar-2024 is **8.6 USD/kg**; Increase **21.6%** compared to the previous month and Decrease **13.5%** compared to the same month of 2023.

Catfish

The average export price in Mar-2024 is **1.7 USD/kg**; Decrease **3.6%** compared to the previous month and Decrease **7.1%** compared to the same month of 2023.

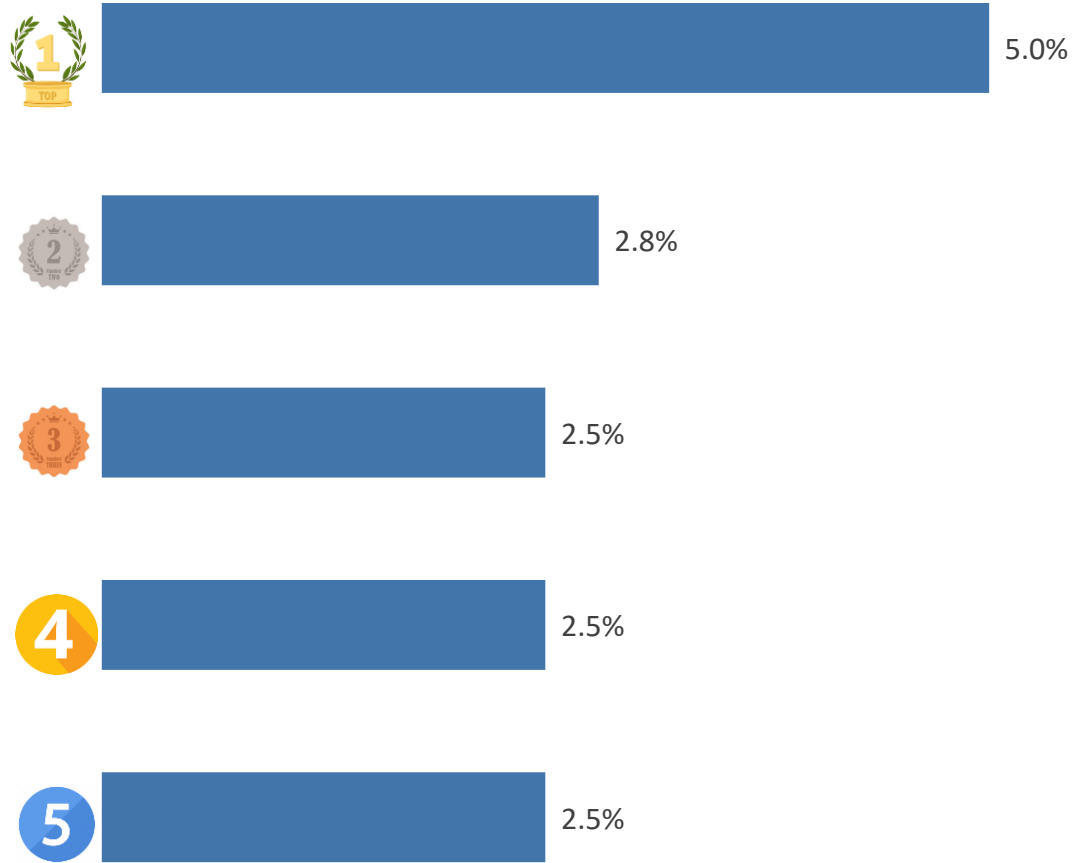
Shrimp

The average export price in Mar-2024 is **6.7 USD/kg**; Increase **2.6%** compared to the previous month and Increase **8.9%** compared to the same month of 2023.

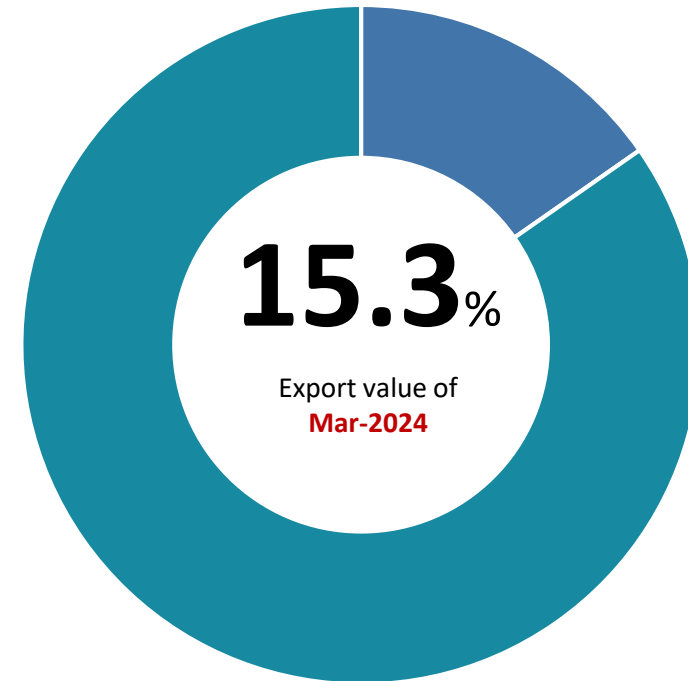


FISHERIES

TOP 5 export enterprises by value to the ASEAN, Mar-2024



Value ratio of TOP 5 export enterprises to the ASEAN, Mar-2024



01

Vietnam became the fifth largest seafood exporter to Singapore

In the first three months of 2024, Singapore imported seafood from nearly 100 countries and territories with a total value of nearly 340 million SGD, a decrease of 5.67% compared to the same period in 2023. Among the top 15 seafood exporting countries to the Singaporean market, Malaysia continues to lead, followed by Norway, Indonesia, China, and Vietnam. It is the first time that Vietnam surpassed Japan to become the fifth largest seafood export partner to the Singaporean market.

Source: Ministry of Industry and Trade(4/2024)

02

Indonesia is enhancing the competitiveness of tuna.

In 2024, the Indonesian Ministry of Maritime Affairs and Fisheries (KKP) implemented the "Indonesian Tuna Declaration 2024" program. The declaration represents a significant commitment to enhance the competitiveness of tuna in both domestic and international markets. The ministry has supported businesses in showcasing tuna products at the North American seafood exhibition in March. Indonesia and will continue to implement other tuna promotion programs in the future. At the beginning of 2024, the Minister of KKP traveled to Turkey to study tuna farming technology to increase tuna productivity and maintain sustainability. The development plan for aquaculture is a specific step for the Indonesian government to eliminate illegal, unreported, and unregulated (IUU) fishing in the country. Areas such as the Kupang and Morotai seas are considered ideal for implementing this aquaculture system.

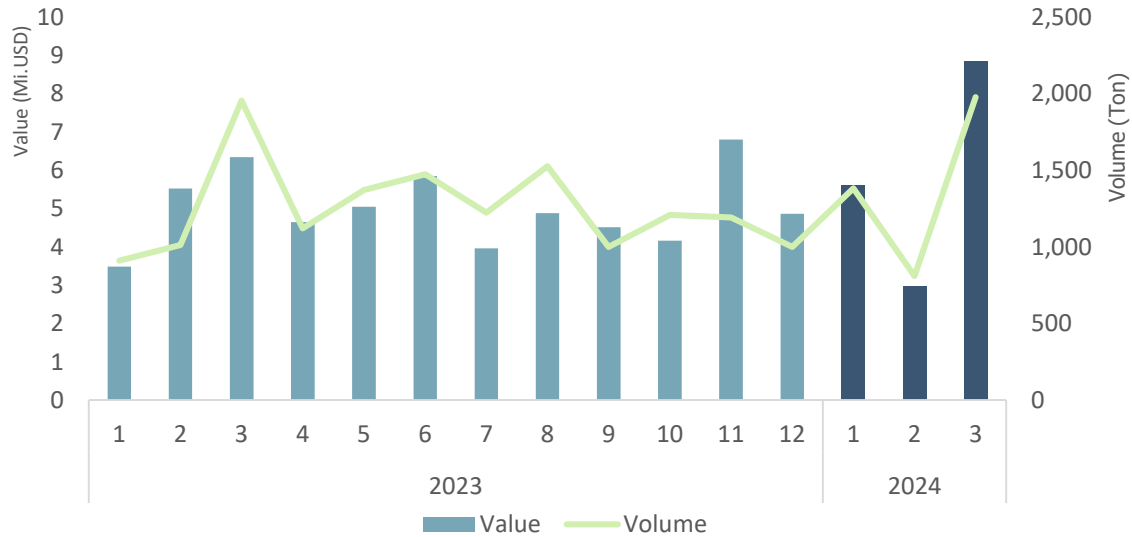
Source: Vasep (4/2024)





PEPPER

Export value and volume to the ASEAN, Mar-2024



Export results to the ASEAN, Mar-2024

VALUE

8.8 Mil.USD

↗ Increase **197%** compared to Feb-2024

↗ Increase **39%** compared to Mar-23

↗ **3.8 Mil.USD** more than the monthly average rate in 2023

Accumulated 3 months of 2024 reaches **17.4 Mil.USD** and the rate is **29%** of the total in 2023

VOLUME

1.98 Thousand tons

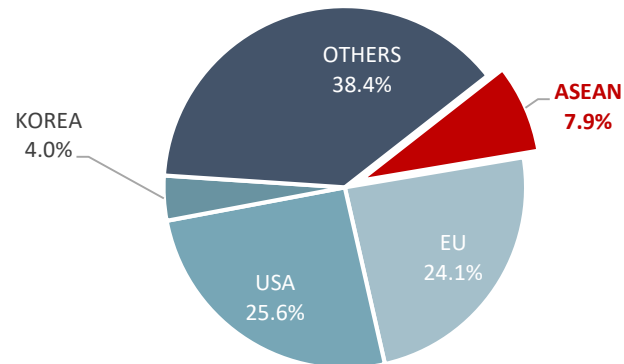
↗ Increase **144%** compared to Feb-2024

↗ Increase **1%** compared to Mar-23

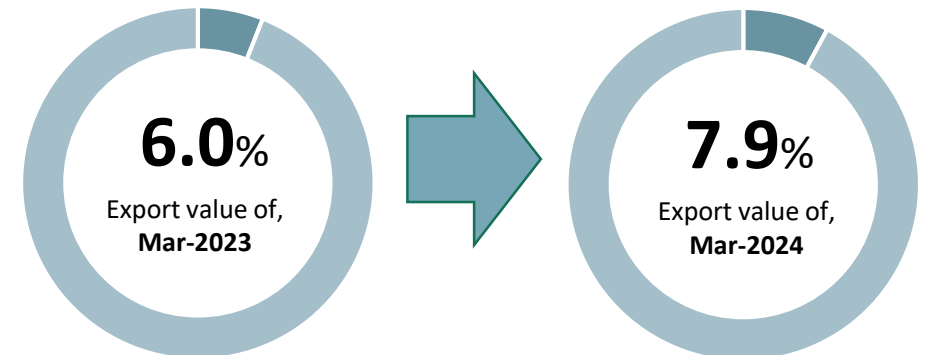
↗ **727 Ton** more than the monthly average rate in 2023

Accumulated 3 months of 2024 reaches **4.2 Thousand ton** and the rate is **28%** of the total in 2023

Percentage of export value to the ASEAN, Mar-2024



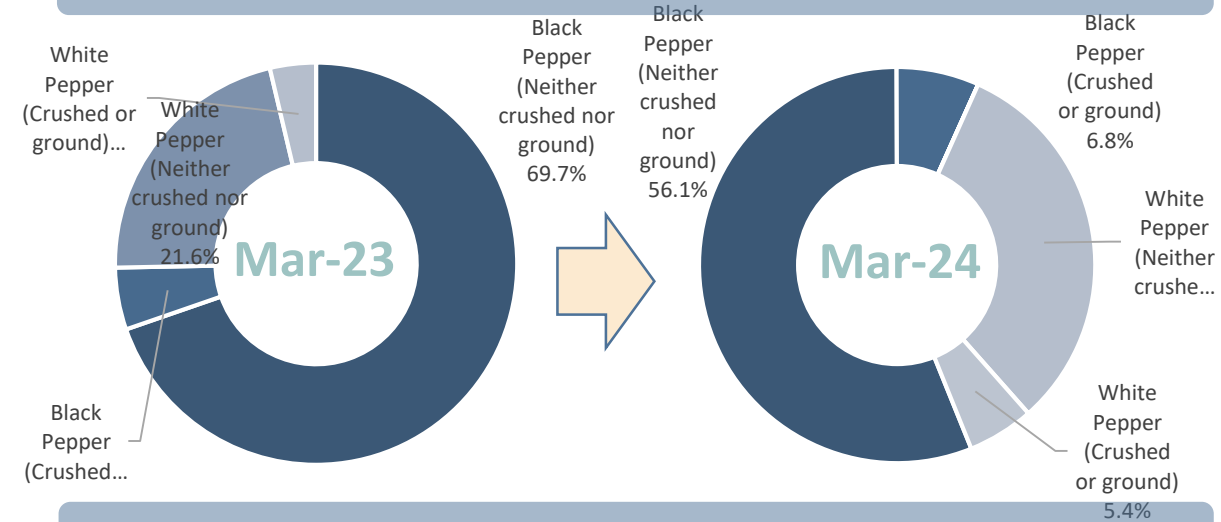
Changes in percentage of export value to the ASEAN, Mar-2024



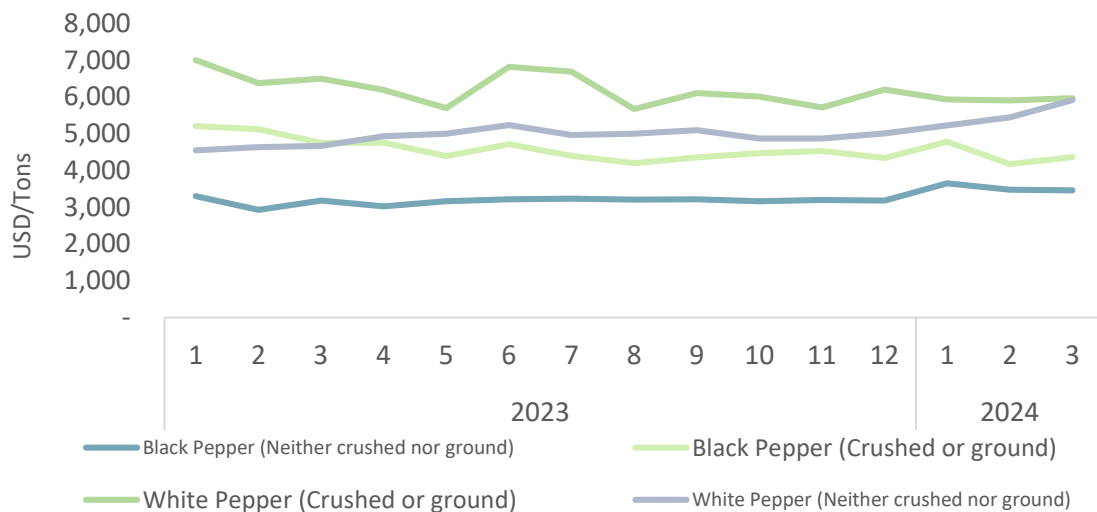


PEPPER

Structure of exports by products to the ASEAN, Mar-2024



Average export pepper price to the ASEAN, Mar-2024



Export results to the ASEAN, Mar-2024



Whole black pepper

Value: **4.9** Mil.USD

Increase **204%** compared to Feb-24

Increase **12%** compared to Mar-23



Whole white paper

Value: **2.8** Mil.USD

Increase **311%** compared to Feb-24

Increase **105%** compared to Mar-23



Crushed black pepper

Value: **0.6** Mil.USD

Increase **37%** compared to Feb-24

Increase **89%** compared to Mar-23

Whole black pepper

The average export price in Mar-2024 is **3.453** USD/Ton; **Decrease 0.6%** compared to the previous month but **Increase 8.5%** compared to the same month of 2023.

Whole white paper

The average export price in Mar-2024 is **5.911** USD/Ton; **Increase 8.6%** compared to the previous month and **Increase 27%** compared to the same month of 2023.

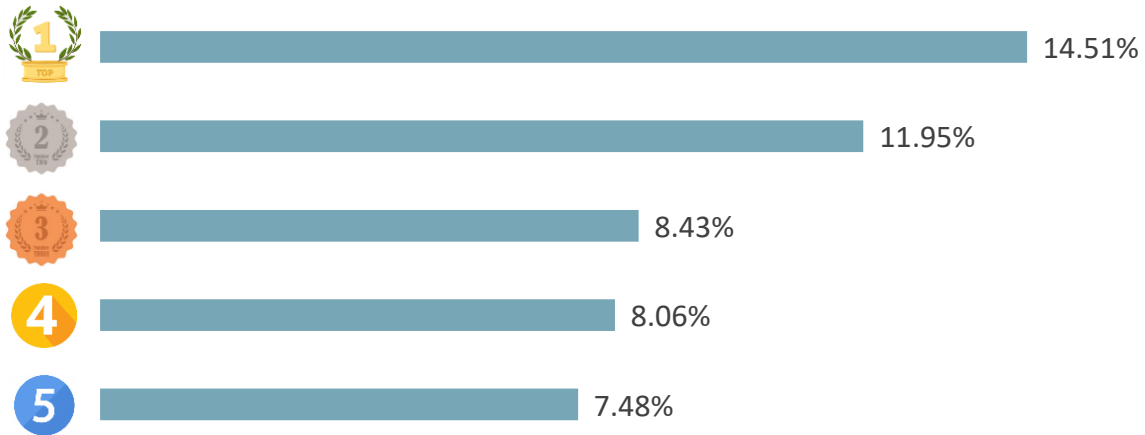
Crushed white pepper

The average export price in Mar-2024 is **5.965** USD/Ton; **Increase 1.1%** compared to the previous month but **Decrease 8.2%** compared to the same month of 2023.

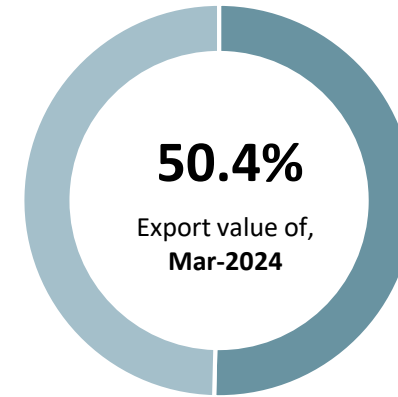


PEPPER

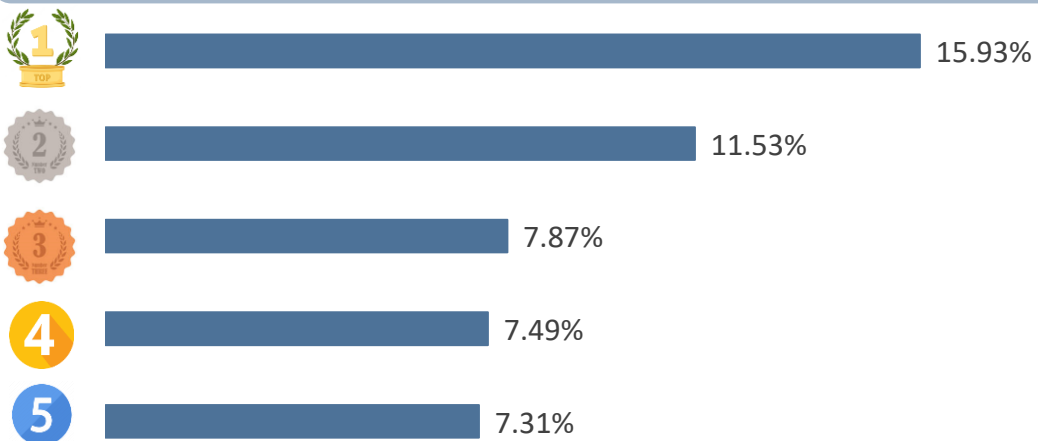
TOP 5 export enterprises by value to the ASEAN, Mar-2024



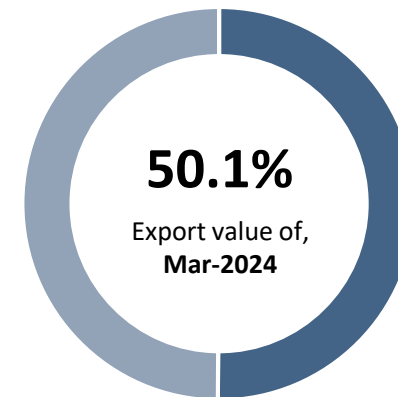
Value ratio of TOP 5 export enterprises to the ASEAN, Mar-2024



TOP 5 export enterprises by value to the ASEAN, Mar-2024



Volume ratio of TOP 5 export enterprises to the ASEAN, Mar-2024



PEPPER

SPOTLIGHT



01

According to Mane Kancor company, pepper production in Indonesia in 2024 is expected to reach 33,000 tons, an increase of approximately 10% compared to last year's crop.. Due to the impact of the El Niño, Indonesia has experienced reducing rainfall and soaring temperatures.

Source: Vietnambiz.vn

02

According to the Indonesian Statistical Agency, pepper exports from Indonesia reached 1,955 tons in February, an increase of 15.2% compared to the same period last year. Overall, in the first two months of 2024, the export volume of pepper reached 4,247 tons, up 19.3% compared to the same period last year.

The largest export market for Indonesia's pepper in the first two months of 2024 is the United States, with 1,194 tons, a significant increase of 93.6% compared to the same period, accounting for 28.1% of market share; following by India with 463 tons, a decrease of 14.7%; Vietnam with 461 tons, an increase of 24.1%. Particularly, Indonesia's pepper exports to European markets increase significantly, such as Germany up by 145.4%, France by 205.2%; and the Netherlands by 183.3%..

Source: Vietnambiz.vn

03

Brazil finished its harvesting season of cashew nuts, Vietnam has just concluded, while the main seasons of Indonesia and Malaysia is in July each year. From now until July 2024, it can be said that the global pepper supply will largely depend on Vietnam's export volume.

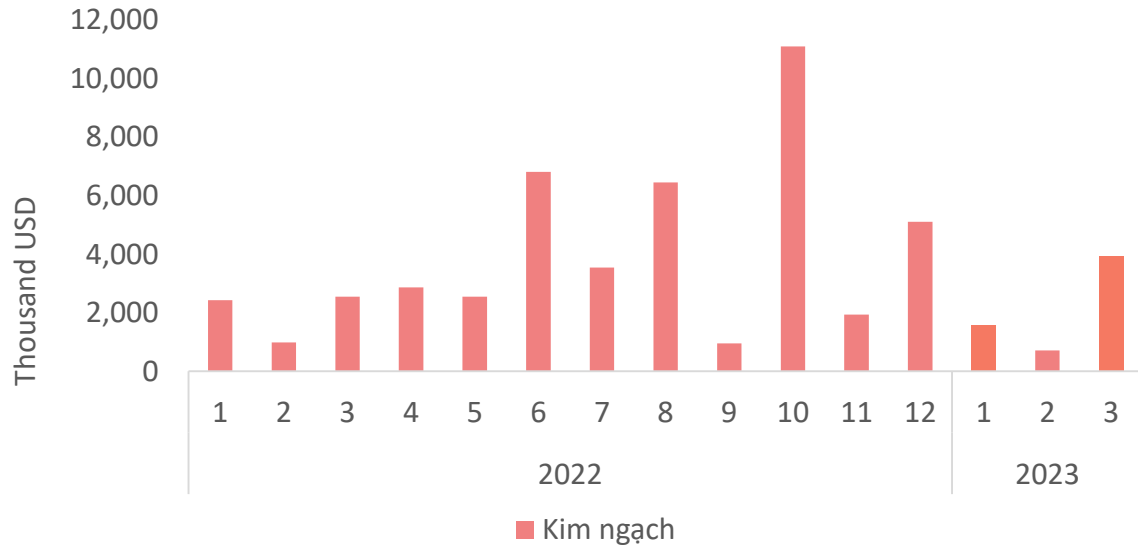
Source: Thitruongtaichinhiente.vn





MEAT & MEAT PRODUCTS (EXPORT)

Export value to the ASEAN, Mar-2024



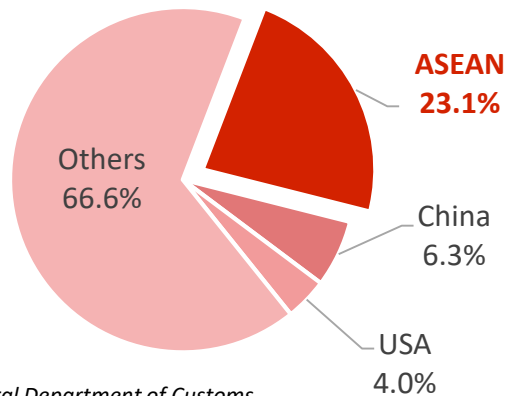
Export results to the ASEAN, Mar-2024

VALUE

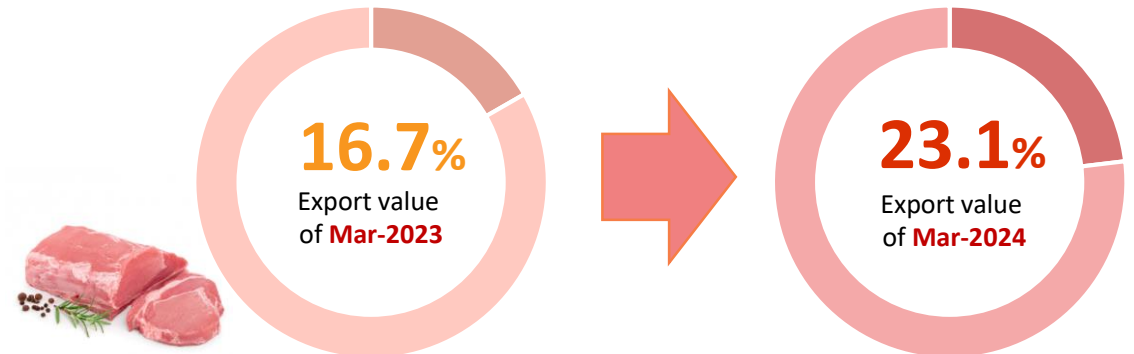
- ↗ Increase **449%** compared to Feb-2024
- ↗ Increase **53%** compared to Mar-23
- ↘ **28.95 thousand USD** less than the monthly average rate in 2023
- ◇ Accumulated 3 months of 2024 reaches **6.2 Mil.USD** and the rate is **13.1%** of the total in 2023.

3.91
Mil.USD

Percentage of export value to the ASEAN, Mar-2024



Changes in percentage of export value to the ASEAN, Mar-2024

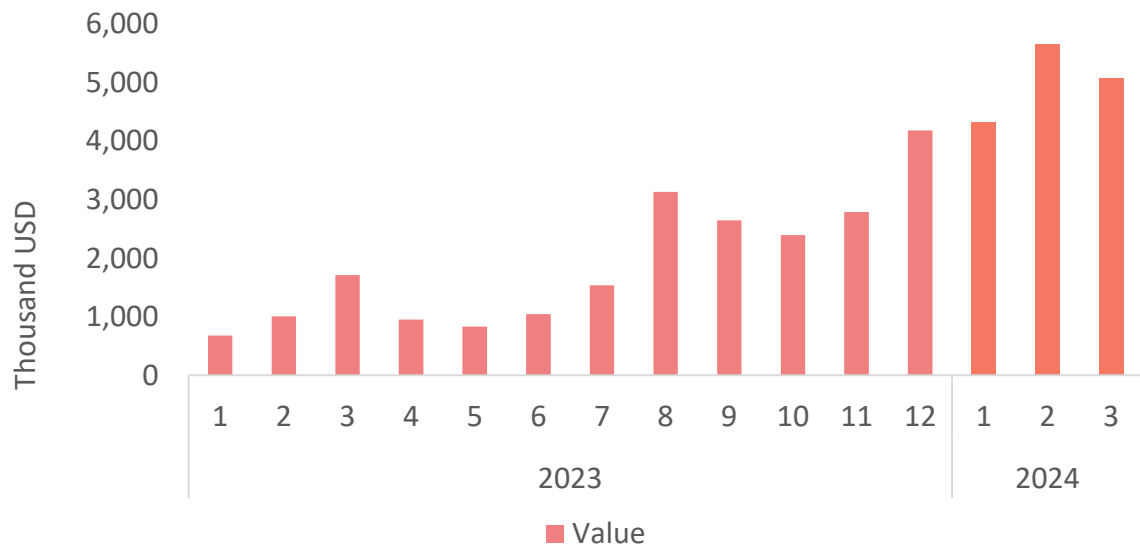


Source: Calculated from data of the General Department of Customs




MEAT & MEAT PRODUCTS (IMPORT)

Import value to the ASEAN, Mar-2024



Import results to the ASEAN, Mar-2024



5.07

Mil.USD

VALUE

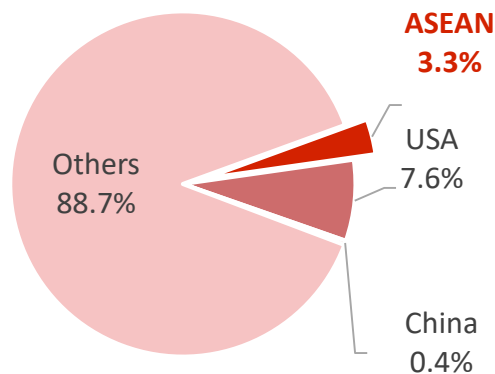
↘ Decrease **10%** compared to Feb-2024

↗ Increase **196%** compared to Mar-23


↗ **3.2 Mil.USD** more than the monthly average rate in 2023

◇ Accumulated 3 months of 2024 reaches **15.1 Mil.USD** and the rate is **65.7%** of the total in 2023.

Percentage of import value to the ASEAN, Mar-2024



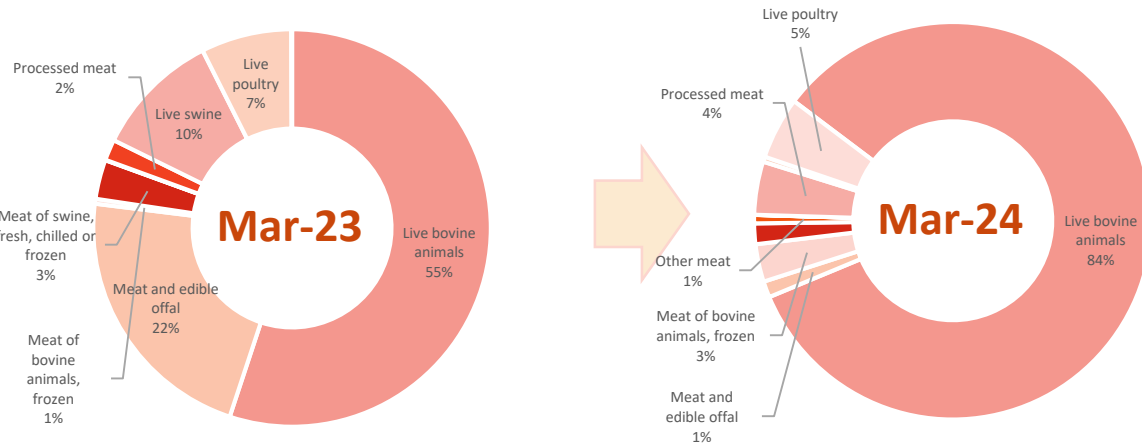
Changes in percentage of import value to the ASEAN, Mar-2024





MEAT & MEAT PRODUCTS

Structure of export value by-products to the ASEAN, Mar-2024



Export results the ASEAN, Mar-2024



Live bovine animals

Value: **3.3** Mil.USD

Increase **133%** compared to Mar-23



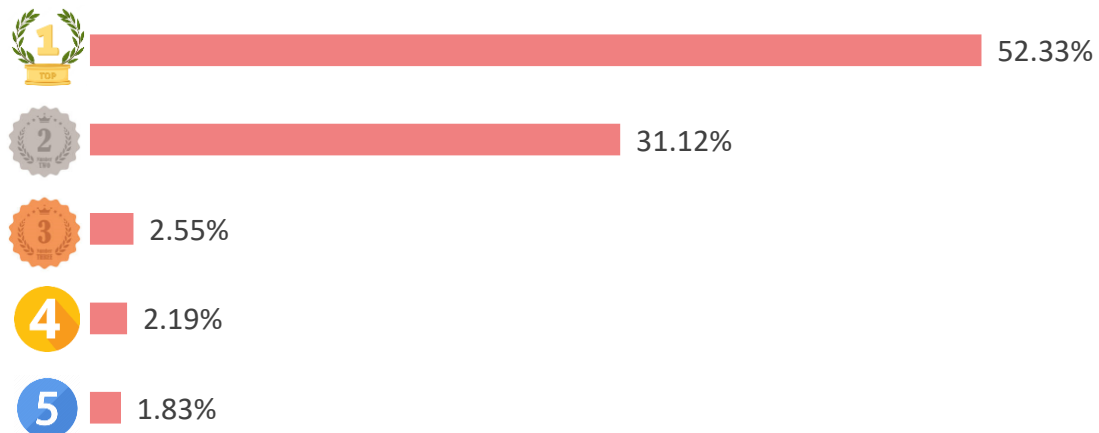
Live poultry

Value: **0.197** Mil.USD

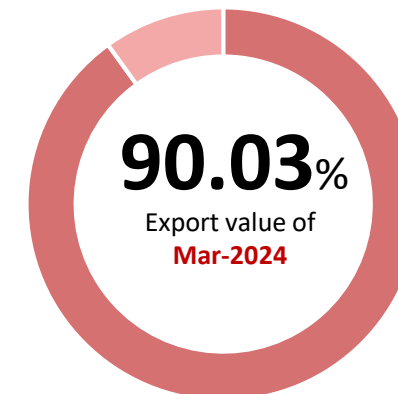
Increase **36.3%** compared to Feb-24

Increase **5.3%** compared to Mar-23

Structure of export value by-products to the ASEAN, Mar-2024



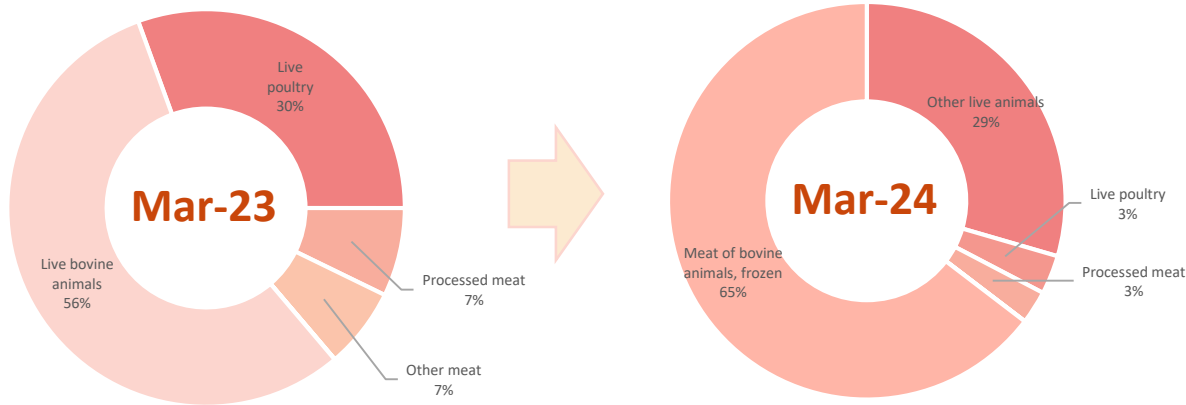
Export results to the ASEAN, Mar-2024





MEAT & MEAT PRODUCTS (IMPORT)

Structure of import value by-products to the ASEAN, Mar-2024



Import results the ASEAN, Mar-2024



Live bovine animals

Value: **2.8** Mil.USD

Decrease **22.6%** compared to Feb-24



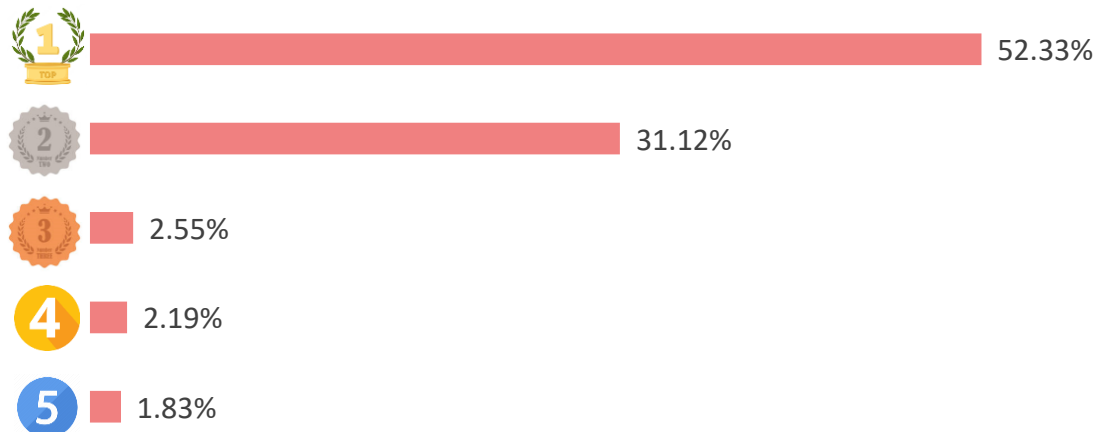
Live poultry

Value: **1.6** Mil.USD

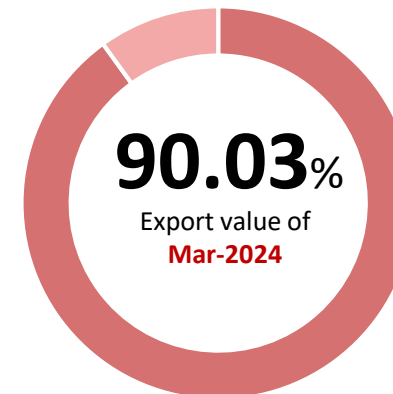
Decrease **6.96%** compared to Feb-24

Increase **7%** compared to Mar-23

Structure of import value by-products to the ASEAN, Mar-2024



Import results to the ASEAN, Mar-2024





Any comments, please send to:

INFORMATION CENTER FOR AGRICULTURE AND RURAL DEVELOPMENT
INSTITUTE OF POLICY AND STRATEGY FOR AGRICULTURE AND RURAL DEVELOPMENT

Address: *16 Thuy Khue Street, Thuy Khue Wd., Tay Ho Dist., Hanoi*

Email: thongtinhitruong@ipsard.gov.vn; info@agro.gov.vn

Website: <http://agro.gov.vn/>

