

Volume: May-2024



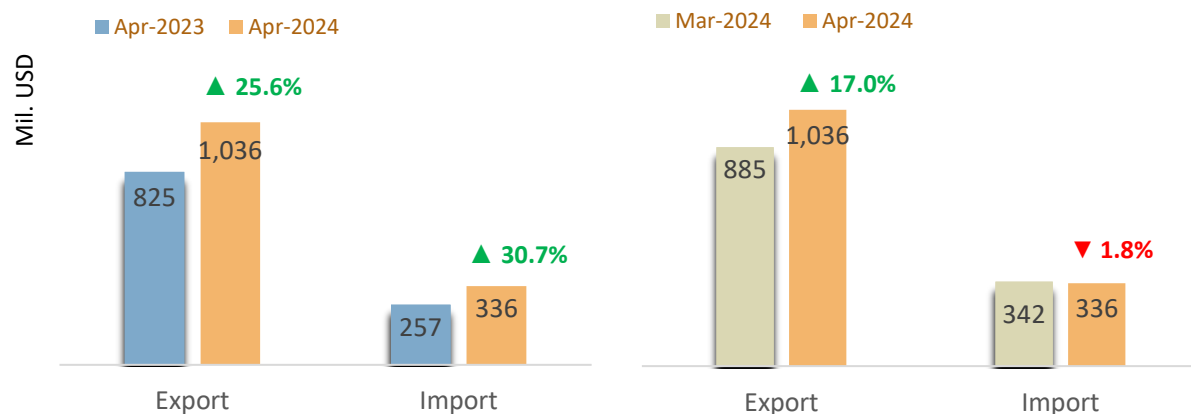
MONTHLY REPORT ON AGRI-PRODUCT EXPORT

FROM VIETNAM TO CHINA MARKET

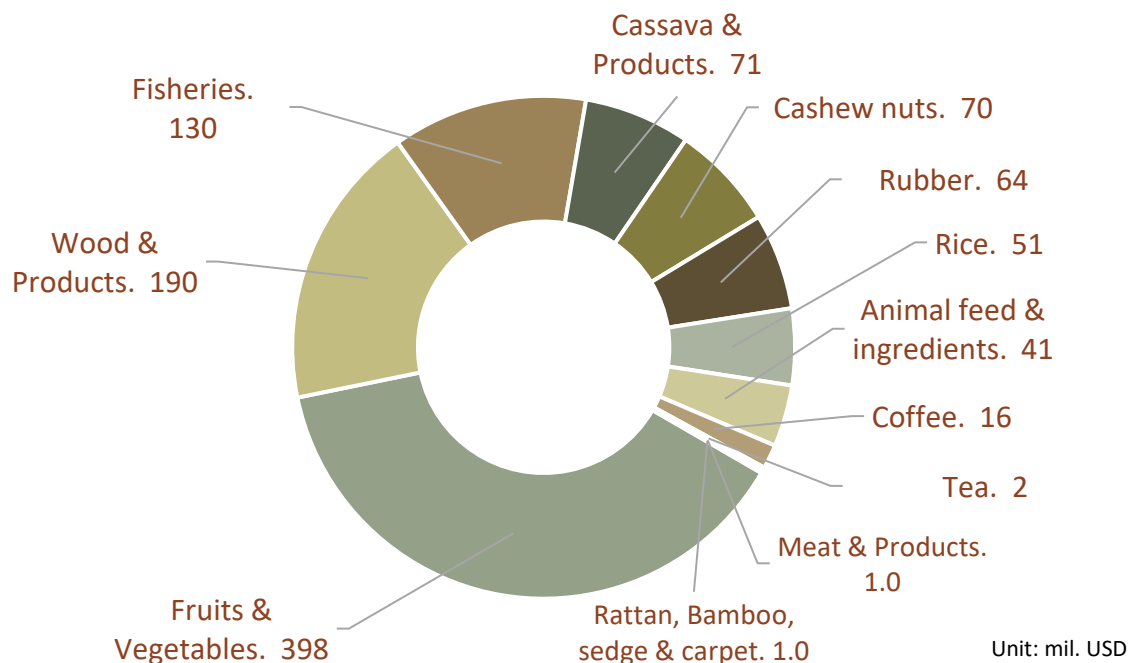


THE SITUATION OF AGRO-FORESTRY-FISHERY (AFF) PRODUCT EXPORT FROM VIETNAM TO CHINA IN APR-2024

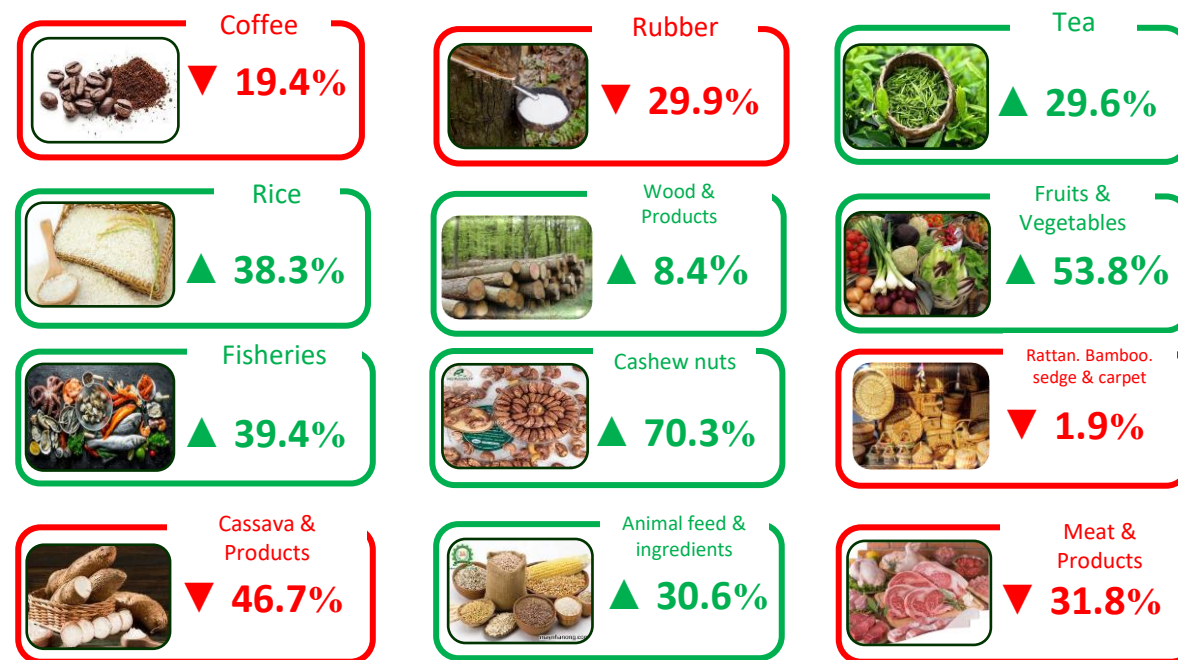
AFF product import-export turnover between Vietnam and China, Apr-2024



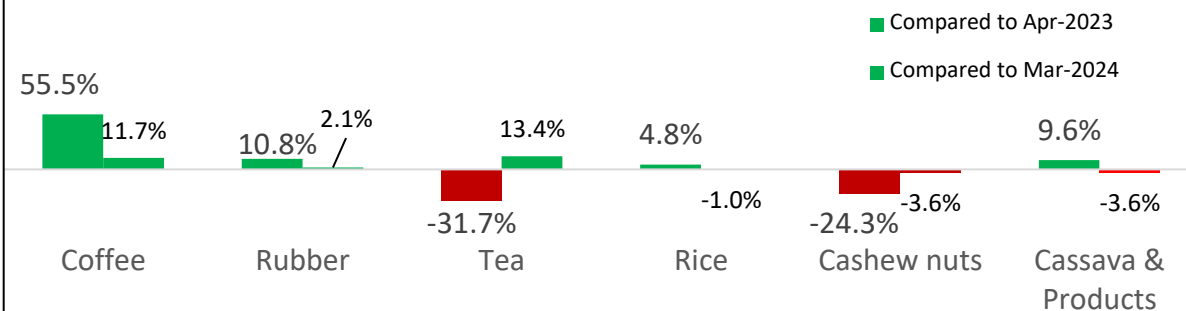
Key AFF product export value to China, Apr-2024



Changes in key AFF product export value to China in Apr-2024 compared to Mar-2024



Changes in average export value of key AFF products to China in Apr-2024 compared to Apr-2023 and compared to Mar-2024



China's Economic Update for April: Accelerated Production, Slowed Consumption

According to China's National Bureau of Statistics (NBS), industrial output in April increased by 6.7% over the same period last year, higher than 4.5% in March due to the recovery and acceleration in the manufacturing sector.

However, retail sales increased only 2.3% in April, slowing from the 3.1% increase in March. Fixed asset investment increased 4.2% in April.

China's exports and imports returned to growth in April and consumer prices rose for the third consecutive month.

However, new bank lending fell more

than expected in April, while broad-based credit growth hit a record low.



Source: Vtv.vn


The IMF suddenly raised its forecast for China's economic growth

The International Monetary Fund (IMF) has forecast China's economic growth rate to reach 5% this year, from a forecast of 4.6% just a few weeks ago.

This outlook adjustment reflects the acceleration of the Chinese economy earlier this year and the government's new stimulus measures.

In a press release on May 29, the IMF raised China's gross domestic product (GDP) growth forecast for

2025 to 4.5% from 4.1% given in the previous forecast.



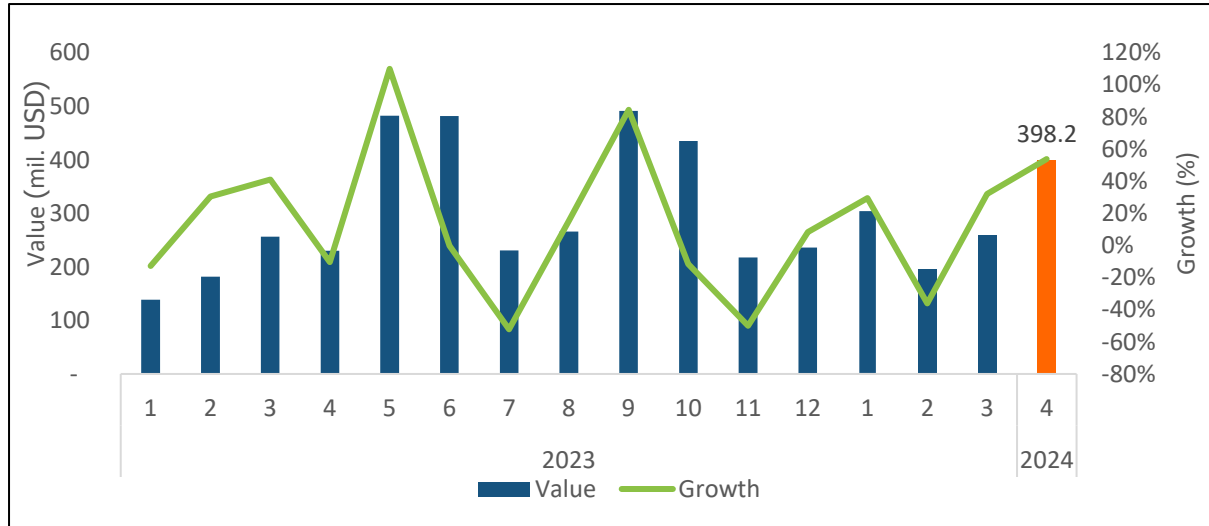
Source: Kinhtrunguoang.vn






FRUITS & VEGETABLES (EXPORT)

Export volume and value to China, Apr-2024



Export results to China, Apr-2024

VALUE



398.2

mil. USD

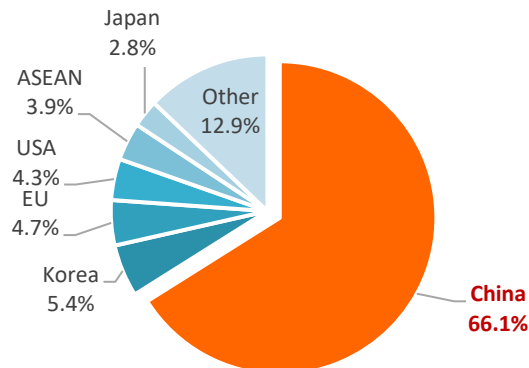
Increase **53.8%** compared to Mar-2024

Increase **73.2%** compared to Apr-2023

94.9 mil. USD more than the monthly average rate in 2023

Accumulated 4 months of 2024 reaches **1.16** billion USD, **31.8%** of total 2023

Percentage of export value to China, Apr-2024



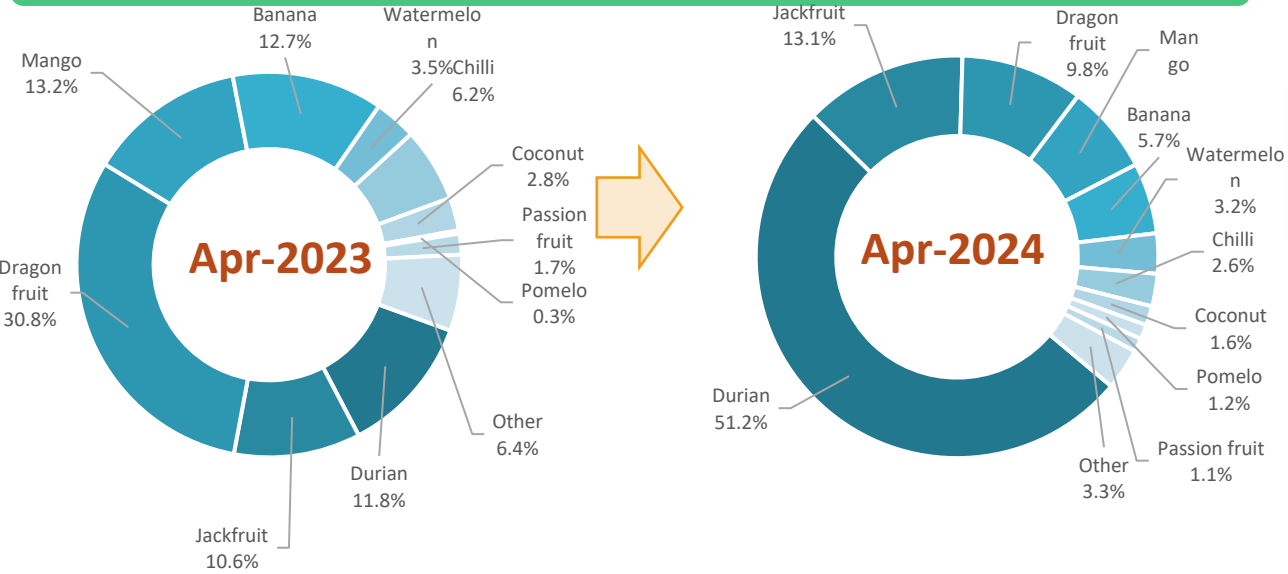
Changes in percentage of export value to China, Apr-2024





FRUITS & VEGETABLES (EXPORT)

Structure of exports by products to China, Apr-2024



Export results of some main products to China, Apr-2024



Durian

Value: **203.95** mil. USD

Increase **191.9%** compared to Mar-2024

Increase **654.2%** compared to Apr-2023



Jackfruit

Value: **52.2** mil. USD

Increase **75.1%** compared to Mar-2024

Increase **113.4%** compared to Apr-2023



Dragon fruit

Value: **39.2** mil. USD

Increase **0.8%** compared to Mar-2024

Decrease **44.6%** compared to Apr-2023



Mango

Value: **28.5** mil. USD

Increase **19.4%** compared to Mar-2024

Decrease **6.4%** compared to Apr-2023



Banana

Value: **22.7** mil. USD

Decrease **42.5%** compared to Mar-2024

Decrease **22.2%** compared to Apr-2023



Watermelon

Value: **12.9** mil. USD

Decrease **37.1%** compared to Mar-2024

Increase **59.1%** compared to Apr-2023



Chilli

Value: **10.4** mil. USD

Increase **44.7%** compared to Mar-2024

Decrease **27.3%** compared to Apr-2023



Coconut

Value: **6.2** mil. USD

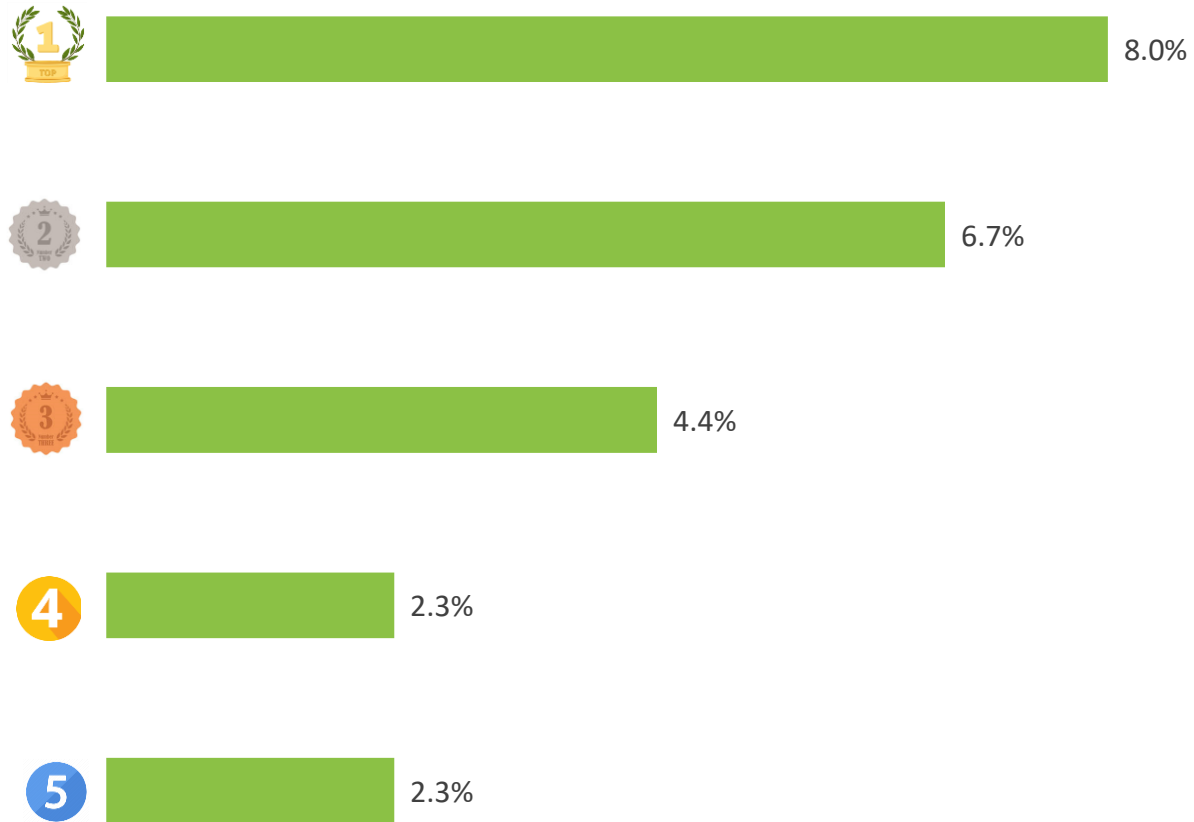
Decrease **19.7%** compared to Mar-2024

Decrease **2.8%** compared to Apr-2023

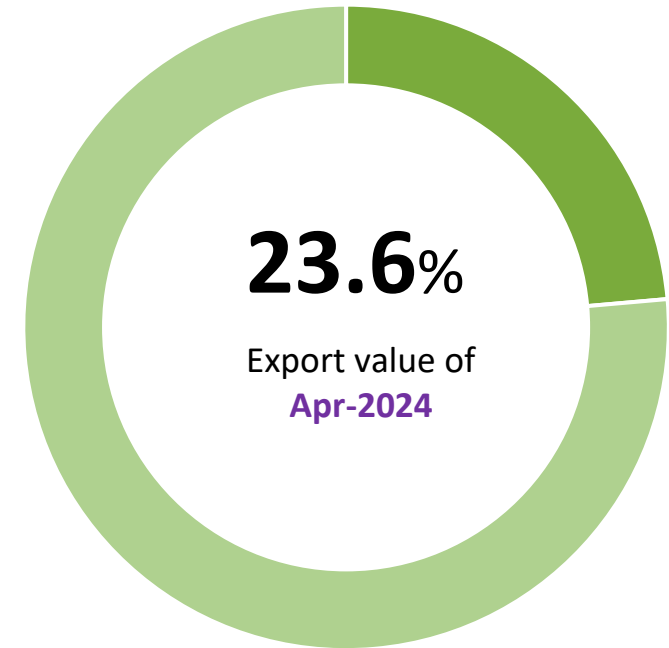


FRUITS & VEGETABLES (EXPORT)

TOP 5 export enterprises by value to **China, Apr-2024**



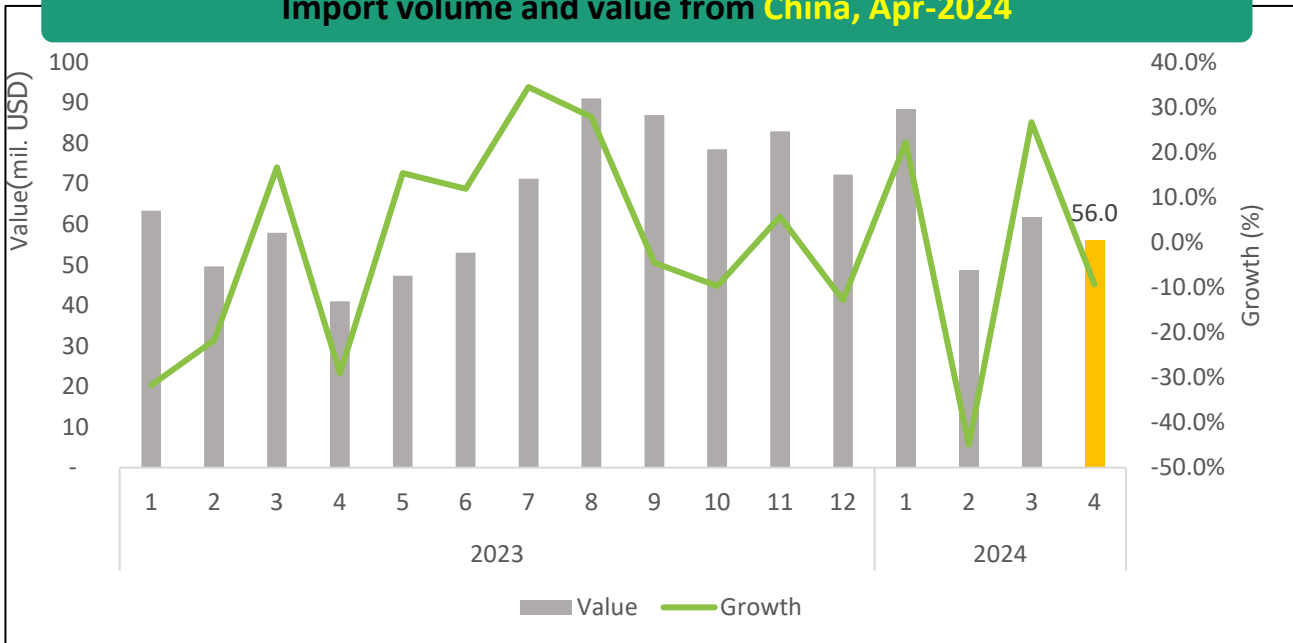
Value ratio of TOP 5 export enterprises to **China, Apr-2024**






FRUITS & VEGETABLES (IMPORT)

Import volume and value from China, Apr-2024



Import results from China, Apr-2024

VALUE



mil. USD

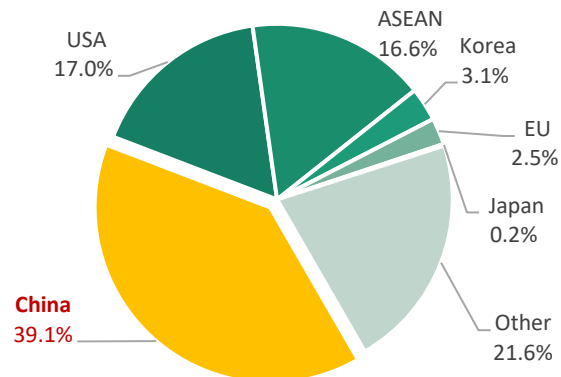
Decrease **9.3%** compared to Mar-2024

Increase **36.5%** compared to Apr-2023

10.2 mil. USD less than the monthly average rate in 2023

Accumulated 4 months of 2024 reaches **254.5 mil. USD**, **32%** of total 2023

Percentage of import value from China, Apr-2024



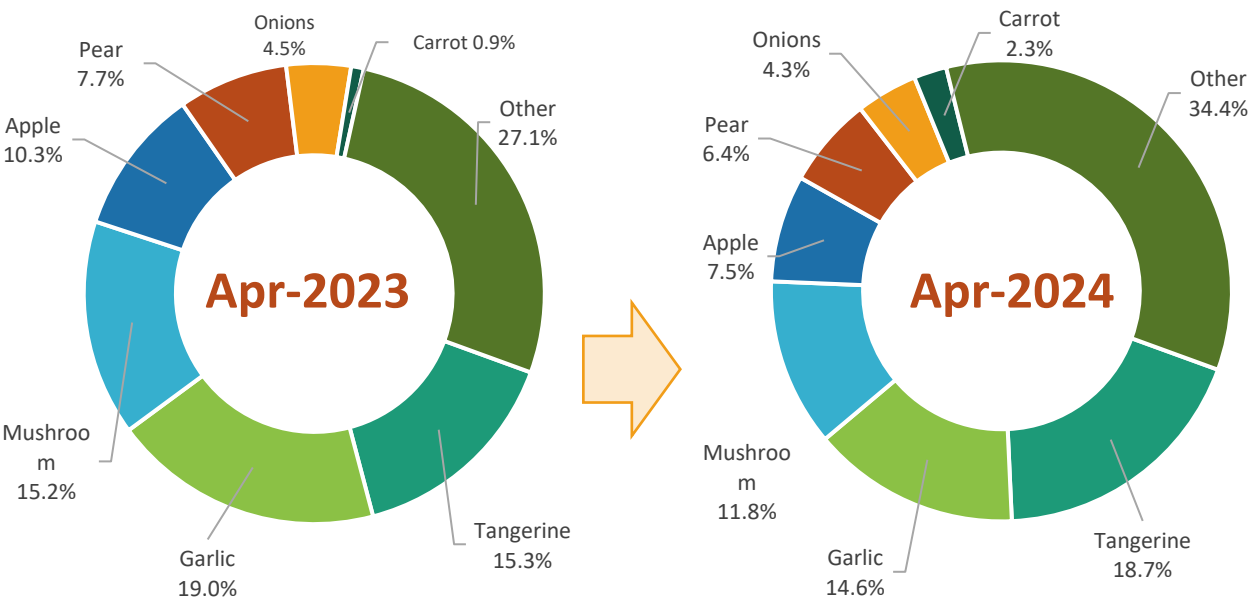
Changes in percentage of import value from China, Apr-2024





FRUITS & VEGETABLES (IMPORT)

Structure of imports by products from China, Apr-2024



Import results of some main products from China, Apr-2024



Tangerine

Value: **10.5** mil. USD
 Increase **6.0%** compared to Mar-2024
 Increase **66.6%** compared to Apr-2023



Garlic

Value: **8.2** mil. USD
 Decrease **39.7%** compared to Mar-2024
 Increase **4.8%** compared to Apr-2023



Mushroom

Value: **6.6** mil. USD
 Decrease **5.4%** compared to Mar-2024
 Increase **6.0%** so compared to Apr-2023



Apple

Value: **4.2** mil. USD
 Decrease **33.7%** compared to Mar-2024
 Decrease **0.3%** compared to Apr-2023



Pear

Value: **3.5** mil. USD
 Decrease **5.6%** compared to Mar-2024
 Increase **12.3%** compared to Apr-2023



Onions

Value: **2.4** mil. USD
 Increase **28.5%** compared to Mar-2024
 Increase **30.1%** compared to Apr-2023



Carrot

Value: **1.3** mil. USD
 Increase **28.5%** compared to Mar-2024
 Increase **254.3%** compared to Apr-2023



According to the Russian Federal Service for Animal Supervision and Plant Quarantine (Rosselkhoz nadzor), China exported more than 30,000 tons of citrus fruits to Russia in the first 4 months of 2024, 10 times higher than the same period in 2023. That includes 9,900 tons of grapefruit, 14,700 tons of tangerines, 3,600 tons of lemons, 1,800 tons of oranges and 23 tons of peaches.

Loquat fruit from Hangzhou (China) is ripe and available on the market in early May 2024. After 2 consecutive years of reduced output, this year's loquat output is forecast to increase by 30% compared to previous years. . Son Tra grown in the greenhouse is harvested half a month earlier than Son Tra grown in the field (about May 15).

According to data from the General Administration of Customs of China, the export volume and value of major fruits such as apples, pears, and kiwis maintain growth in the first quarter of 2024. Specifically: fresh apple exports reached 233,300 tons, worth 267 million USD, up 23.9% and 10.33% respectively over the same period last year; Fresh pear exports reached 143,700 tons, worth 145 million USD, up 63.48% and 20.83% respectively; Fresh kiwi fruit exports reached 3,676.33 tons, worth 6.7949 million USD, up 97.4% and 139.86% respectively over the same period last year.



According to China News Service, at many durian growing facilities in the Yucai Ecological Area in Sanya, Hainan, durian fruits have grown well, reaching the size of a volleyball, and are expected to ripen and be brought to market. around mid to late June. Durian season in Hainan begins to ripen slowly from June to August, peaking in July.

Source: Guojiguoshu.com

In the first 3 months of 2024, China's import value of fruits and vegetables reached 6.6 billion USD, an increase of 5.85% over the same period in 2023. Of which, the import value from Vietnam accounted for 9.4 billion USD. %, an increase of 1.1 percentage points over the same period in 2023.

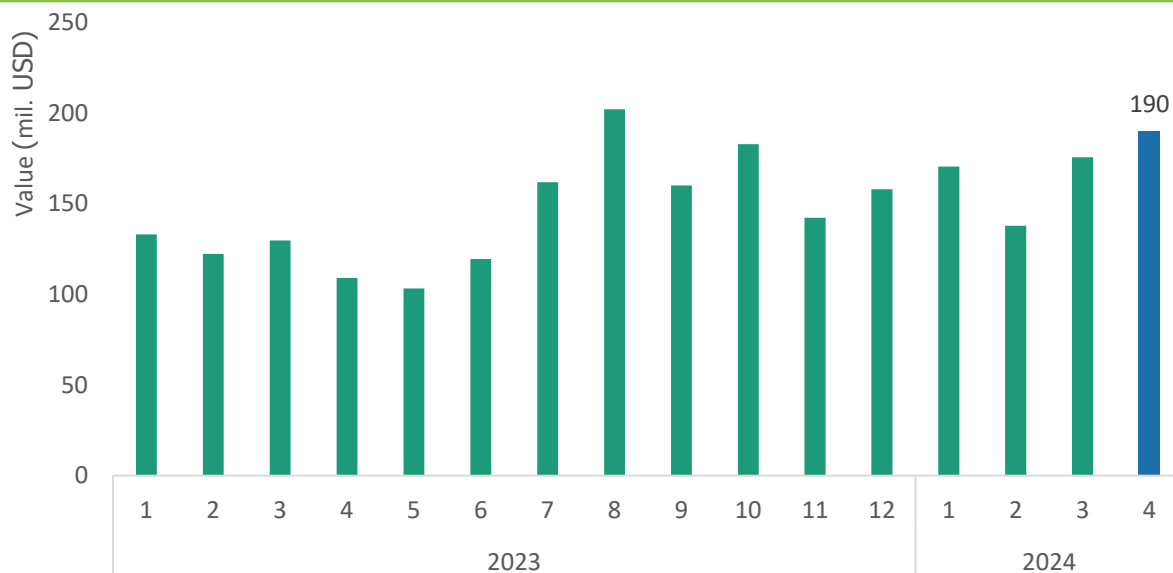
According to the Import-Export Department (Ministry of Industry and Trade), the demand for fruit and vegetable consumption in China is very large, but the import value from Vietnam is still low. The opportunity for the fruit and vegetable industry to increase market share in the Chinese market is still wide open. To promote exports to this market, Vietnamese fruit and vegetable businesses need to ensure and improve quality, strictly comply with regulations on quality and traceability.

Source: Vinanet.vn



WOOD & WOODEN PRODUCTS

Export volume and value to China, Apr-2024



Export results to China, Apr-2024

VALUE



190

mil. USD

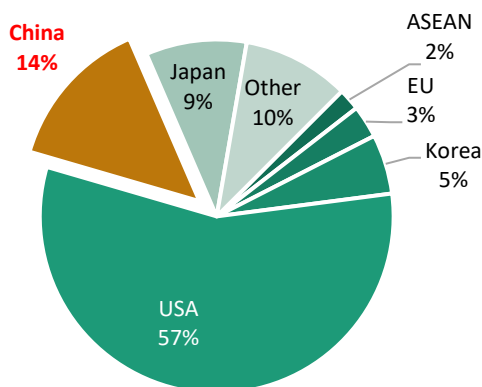
↗ Increase **8.4%** compared to Mar-2024

↗ Increase **74.4%** compared to Apr-2023

↑ **47 mil. USD** more than the monthly average rate in 2023

Accumulated 4 months of 2024 reaches **673.9** mil. USD, **39.1%** of total 2023

Percentage of export value to China, Apr-2024



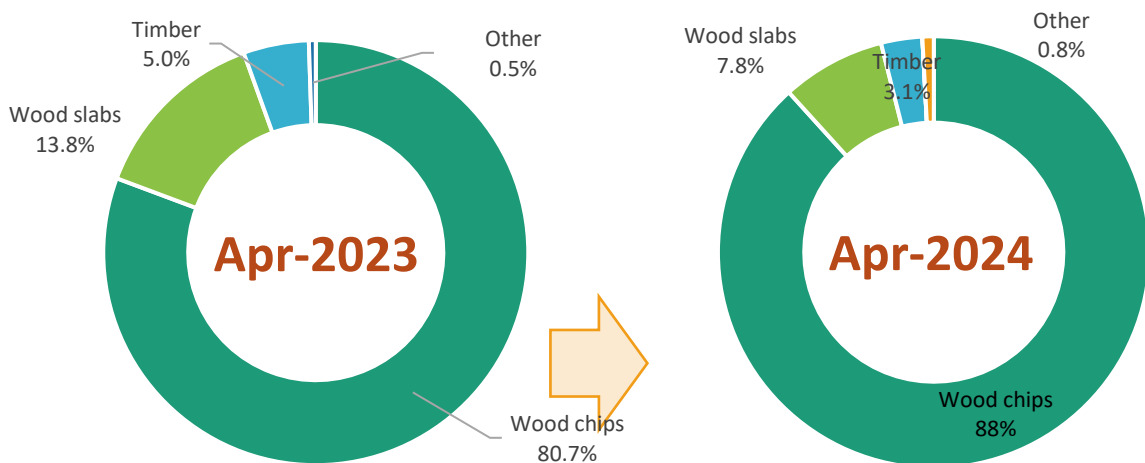
Changes in percentage of export value to China, Apr-2024





WOOD & WOODEN PRODUCTS

Structure of exports by products to China, Apr-2024



Export results to China, Apr-2024



Wood chips

Value: **168.0** mil. USD

Increase **16%** compared to Mar-2024

Increase **104%** compared to Apr-2023



Wood slabs

Value: **14.8** mil. USD

Decrease **28%** compared to Mar-2024

Increase **5%** compared to Apr-2023



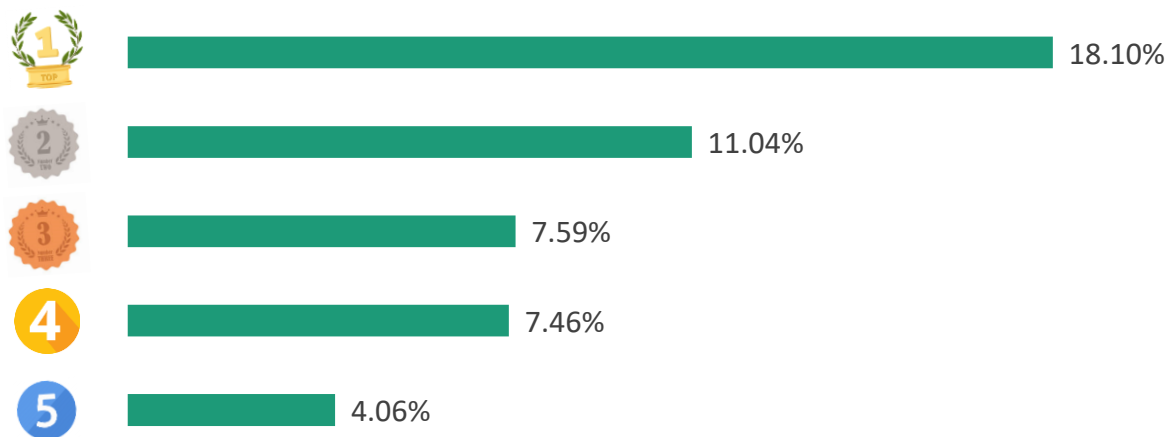
Timber

Value: **5.9** mil. USD

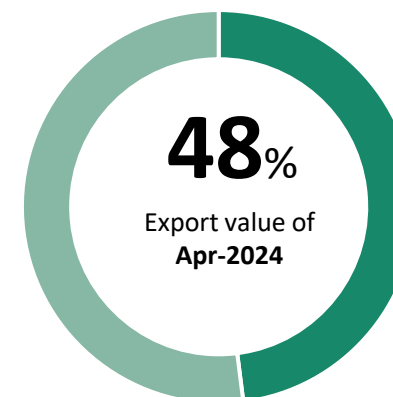
Decrease **21%** compared to Mar-2024

Increase **16%** compared to Apr-2023

TOP 5 export enterprises by value to China, Apr-2024



Value ratio of TOP 5 export enterprises to China, Apr-2024





SPOTLIGHTS

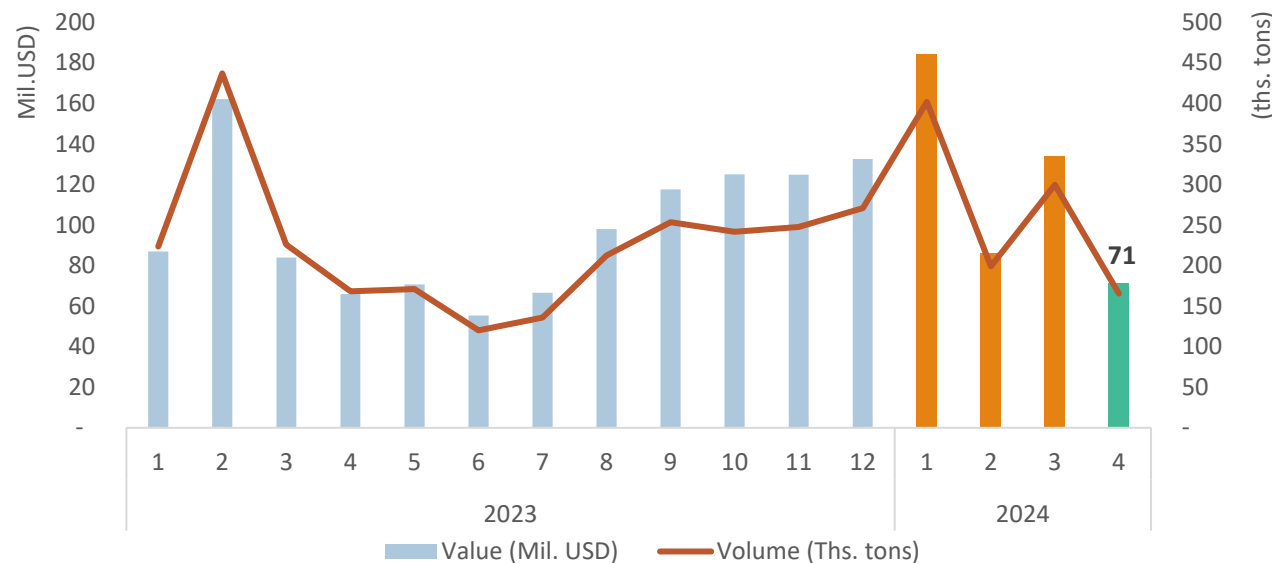
According to the General Administration of Customs of China, China's roundwood imports in the first quarter of 2024 are estimated to reach 8.85 million m³ with a value of 1.503 billion USD, down 5% in volume and 6% in value over the same period last year. The average price of imported logs is 170 USD/m³, down 2% over the same period in 2023.

New Zealand is still China's largest roundwood supply market in the first quarter of 2024. China's roundwood imports from New Zealand are estimated to reach 4.29 million m³ with a value of 552 million USD, an increase of 12% in volume and value over the same period in 2023. The average price of imported roundwood from New Zealand is at a level of 129 USD/m³, down 2% over the same period in 2023.

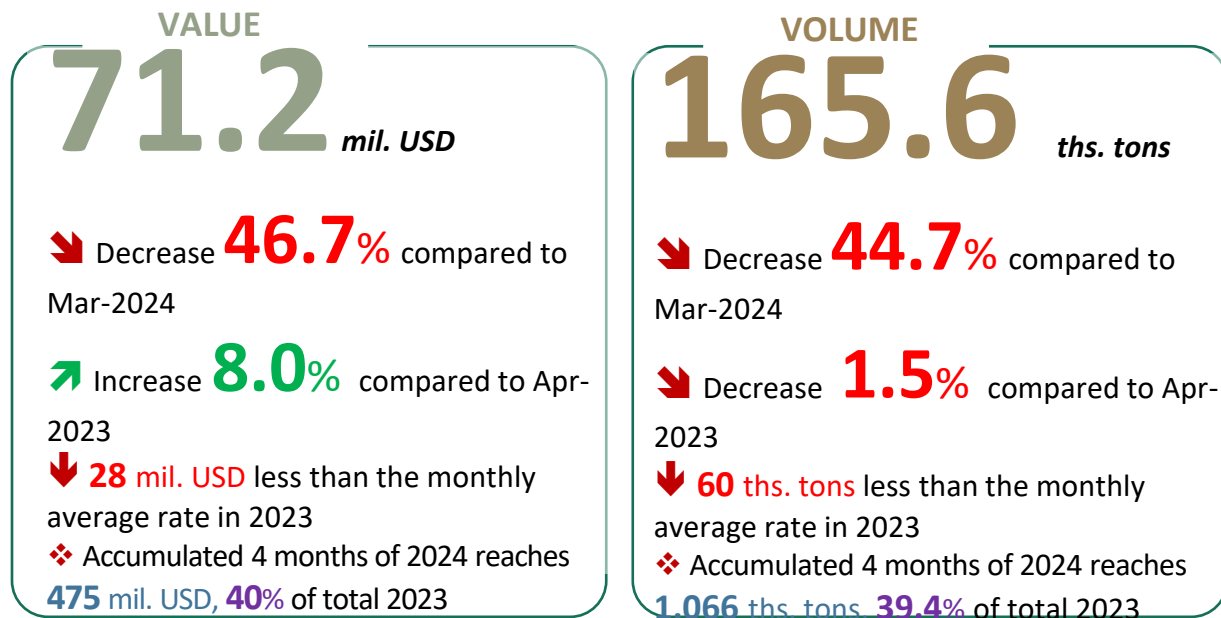


CASSAVA & CASSAVA PRODUCTS

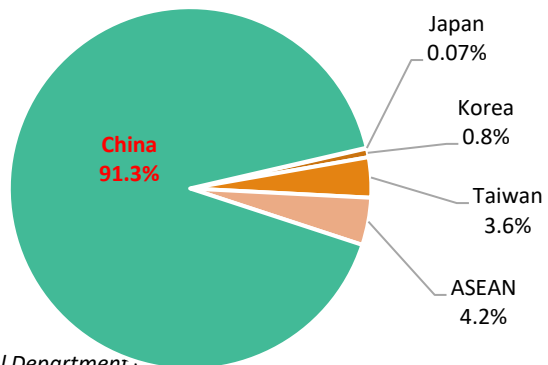
Structure of export value by products to China, Apr-2024



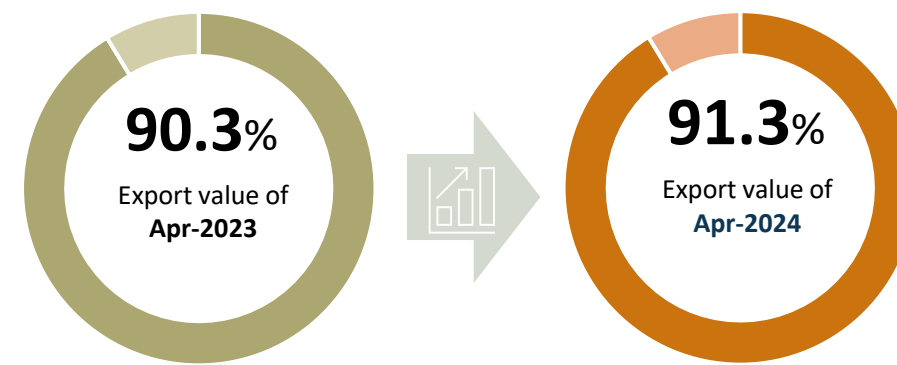
Export results to China, Apr-2024



Percentage of export value to China, Apr-2024



Changes in percentage of export value to China, Apr-2024

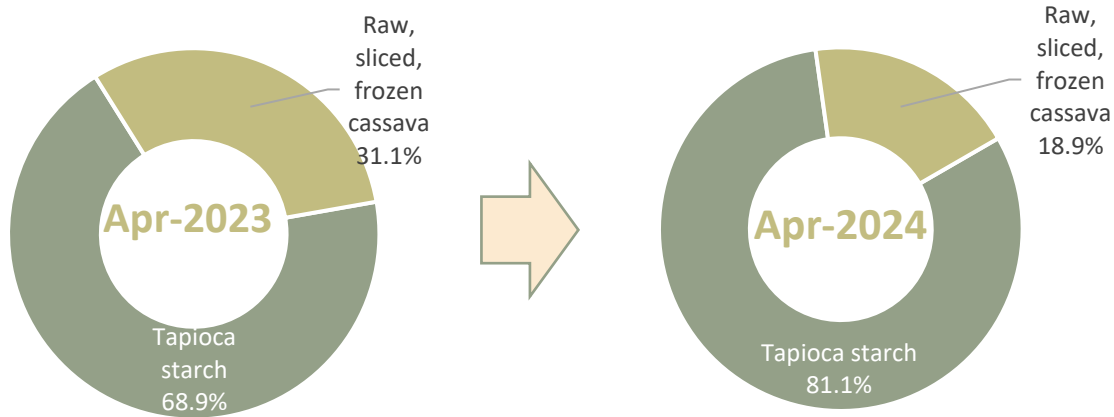


Source: Calculated from data of the General Department of Statistics



CASSAVA & CASSAVA PRODUCTS

Structure of export value by products to China, Apr-2024



Export results to China, Apr-2024



Raw. sliced. frozen cassava

Value: **13.5** mil. USD

Decrease **39.3%** compared to Mar-2024

Decrease **34%** compared to Apr-2023



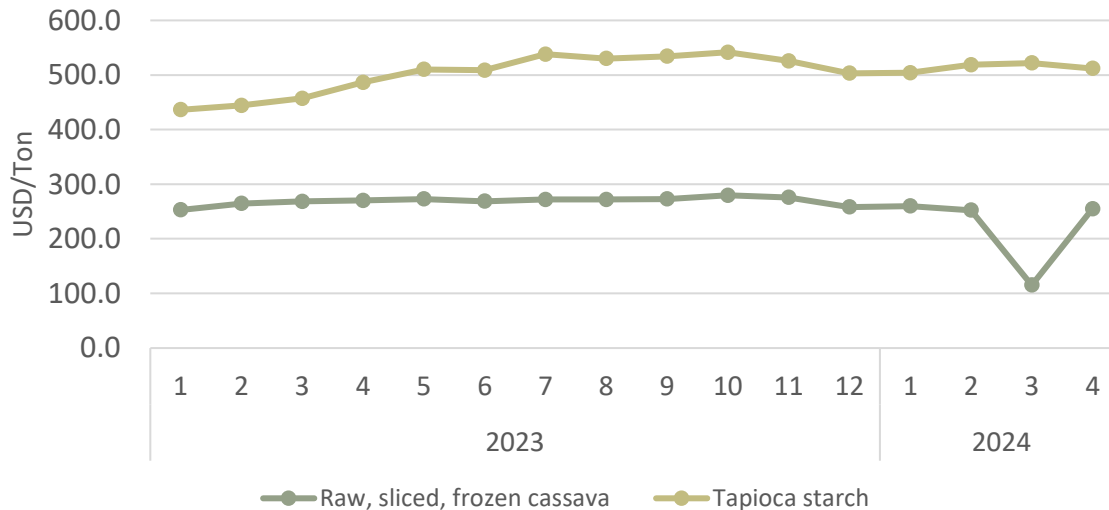
Tapioca starch

Value: **57.8** mil. USD

Decrease **48%** compared to Mar-2024

Increase **28%** compared to Apr-2023

Percentage of export value to China, Apr-2024



Tapioca starch

The average export price in Apr-2024 is **512** USD/ton; **decrease 1.9%** compared to the previous month; and **increase 5.3%** compared to the same month of 2023.

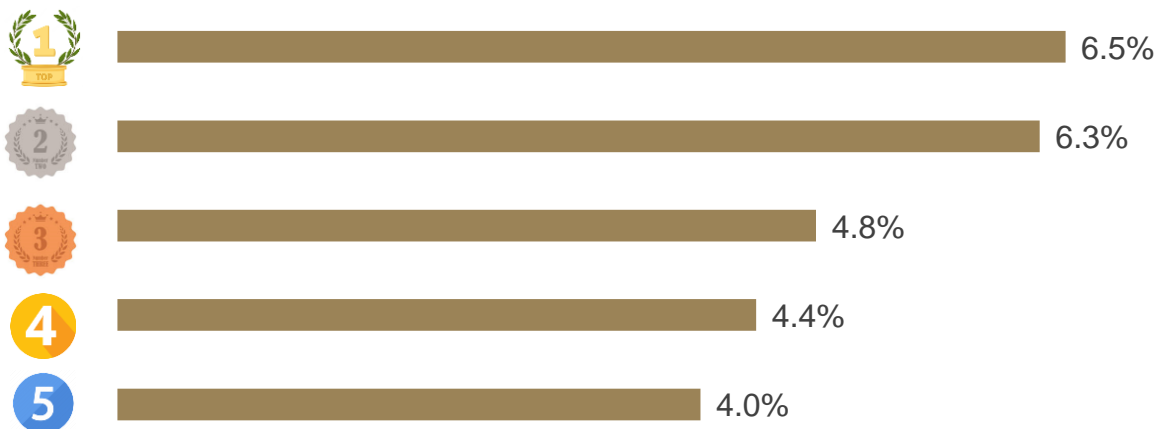
Raw, sliced, frozen cassava

The average export price in Apr-2024 is **255** USD/ton; **increase 122%** compared to the previous month; and **decrease 5.6%** compared to the same month of 2023.

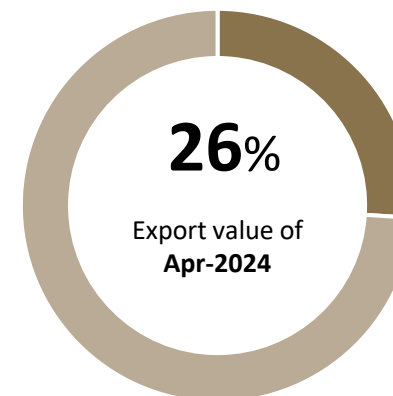


CASSAVA & CASSAVA PRODUCTS

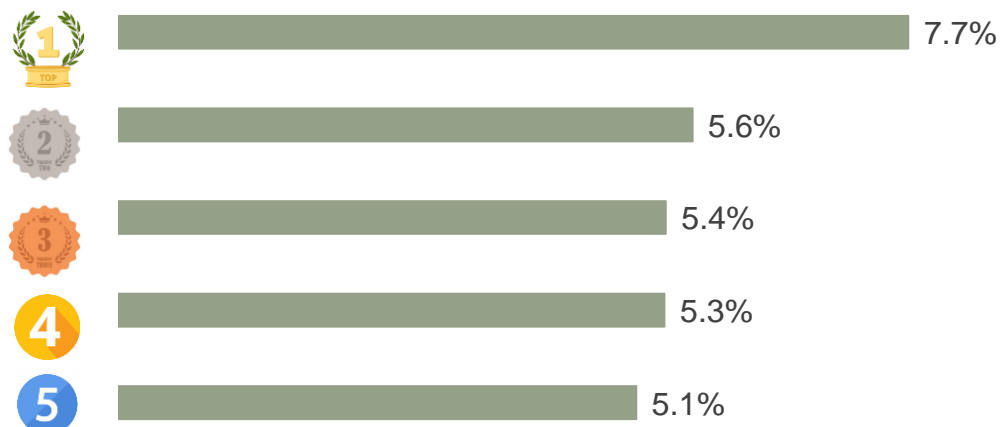
TOP 5 export enterprises by value to Volume ratio of TOP 5 export enterprises to China, Apr-2024



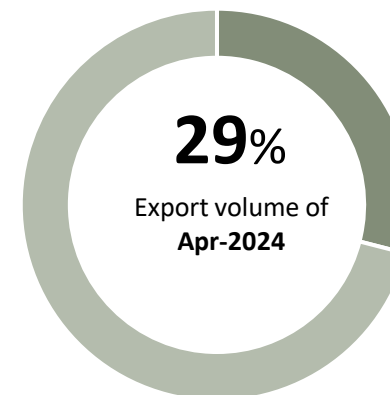
Value ratio of TOP 5 export enterprises to China, Apr-2024



TOP 5 export enterprises by volume to China, Apr-2024



Volume ratio of TOP 5 export enterprises to China, Apr-2024





In April 2024, China imported 357.1 thousand tons of dried cassava chips worth 93.4 million USD, showing a decrease of 36.96% in volume and 40.61% in value compared to the same period last year. From January to April 2024, China's imports of dried cassava chips totaled 1.09 thousand tons valued at 286 million USD, reflecting a decline of 64.6% in volume and 66.03% in value compared to the same period last year. Notably, Thailand supplied 76% (down 69% from last year) of the imported dried cassava chips, while Vietnam accounted for 22.35% (down 34% from last year).



In April 2024, China's cassava starch imports totaled 368.8 thousand tons valued at 201 million USD, marking an increase of 98.02% in volume and 118% in value compared to the same period last year.

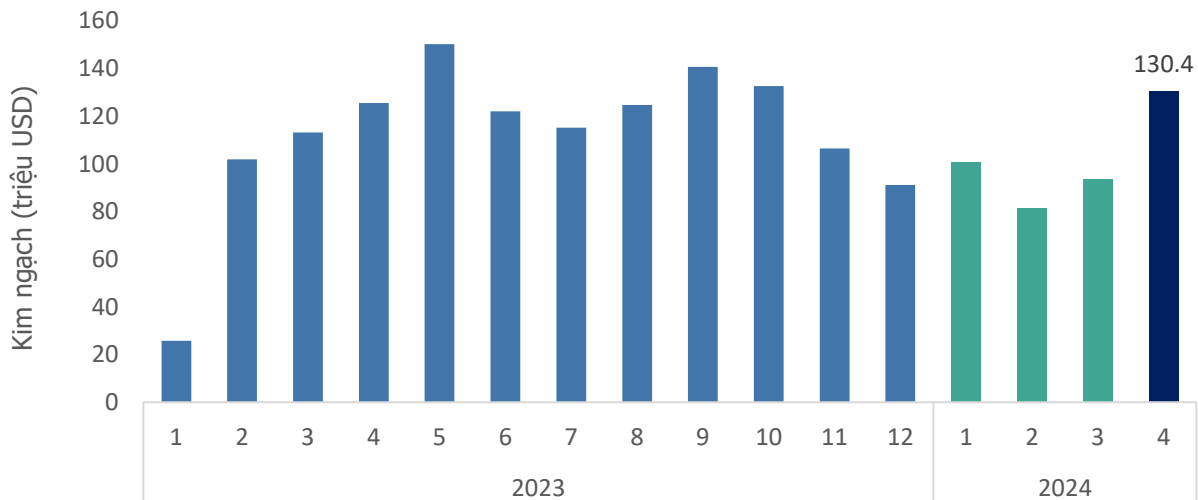
In the first four months of 2024, China imported a total of 1.37 million tons of cassava starch valued at 737 million USD, representing a 14.15% increase in volume and a 31.73% increase in value compared to the same period last year. Notably, Thailand accounted for 46.26% of the imports (a decrease of 4.95% from the previous year), Vietnam accounted for 38.84% (a decrease of 22.8%), and Cambodia accounted for 2.76% (an increase of 70.9%).





FISHERIES

Export volume and value to China, Apr-2024



Export results to China, Apr-2024

VALUE
130.4 mil. USD



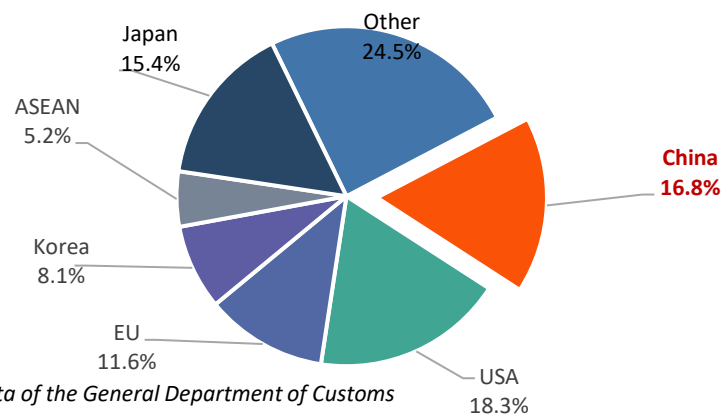
➔ Increase **39.4%** compared to Mar-2024

➔ Increase **3.9%** compared to Apr-2023

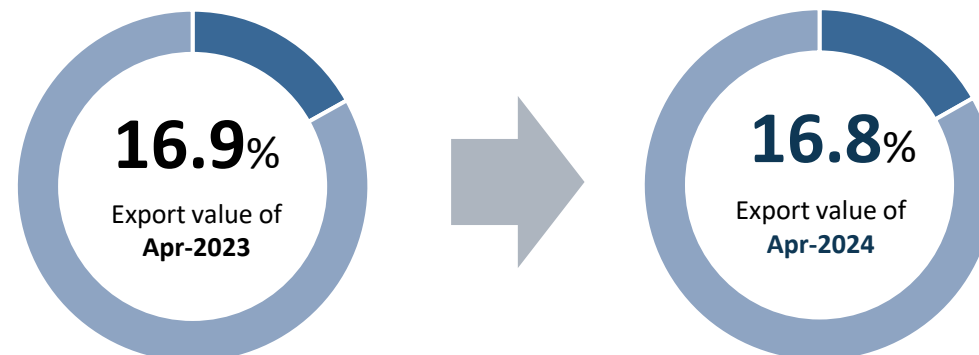
▲ Cao hơn **18.0** mil. USD than the monthly average rate in 2023

❖ Accumulated 4 months of 2024 reaches **406.2** mil. USD, **30.1%** of total 2023

Percentage of export value to China, Apr-2024



Changes in percentage of export value to China, Apr-2024

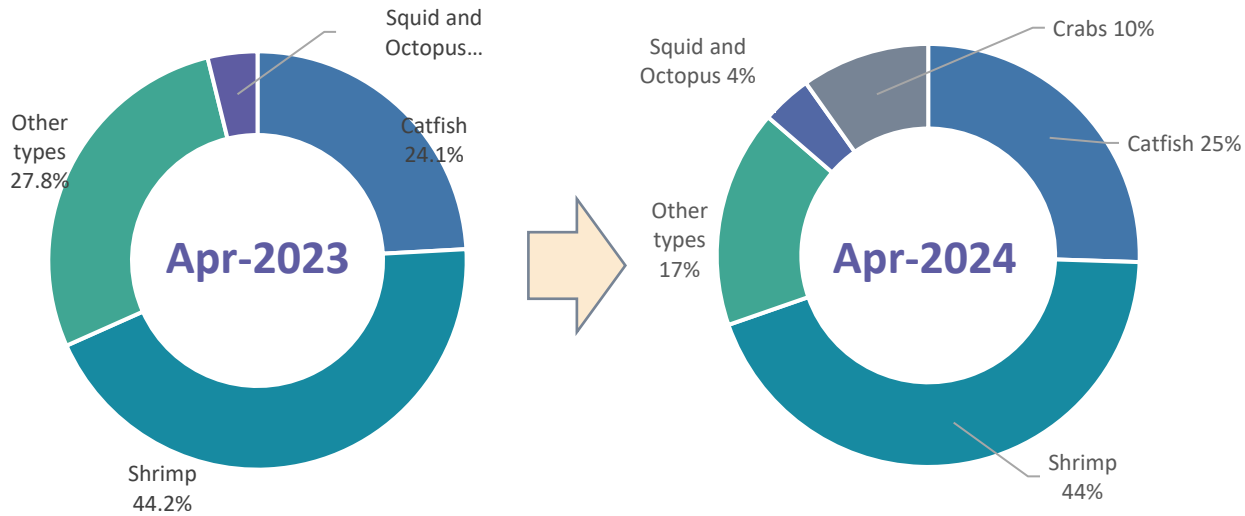


Source: Calculated from data of the General Department of Customs



FISHERIES

Structure of exports by products to China, Apr-2024



Seafood exports to China, Apr-2024



Catfish

Value: **33.3** mil. USD
 Increase **22.8%** compared to Mar-2024
 Increase **9.8%** compared to Apr-2023



Shrimp

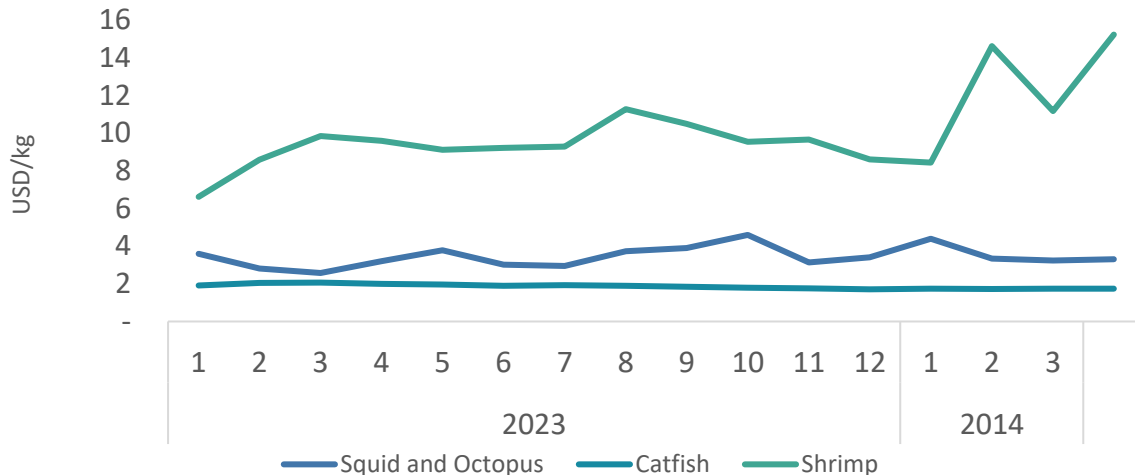
Value: **57.6** mil. USD
 Increase **41.6%** compared to Mar-2024
 Increase **3.8%** compared to Apr-2023



Squid and Octopus

Value: **5.0** mil. USD
 Increase **44.7%** compared to Mar-2024
 Increase **4.0%** compared to Apr-2023

Average export seafood price to China, Apr-2024



Squid and Octopus

The average export price in Apr-2024 is **3.3** USD/kg; **increase 2.4%** compared to the previous month; and **increase 3.1%** compared to the same month of 2023.

Catfish

The average export price in Apr-2024 is **1.7** USD/kg; **decrease 0.2%** compared to the previous month; and **decrease 13.3%** compared to the same month of 2023.

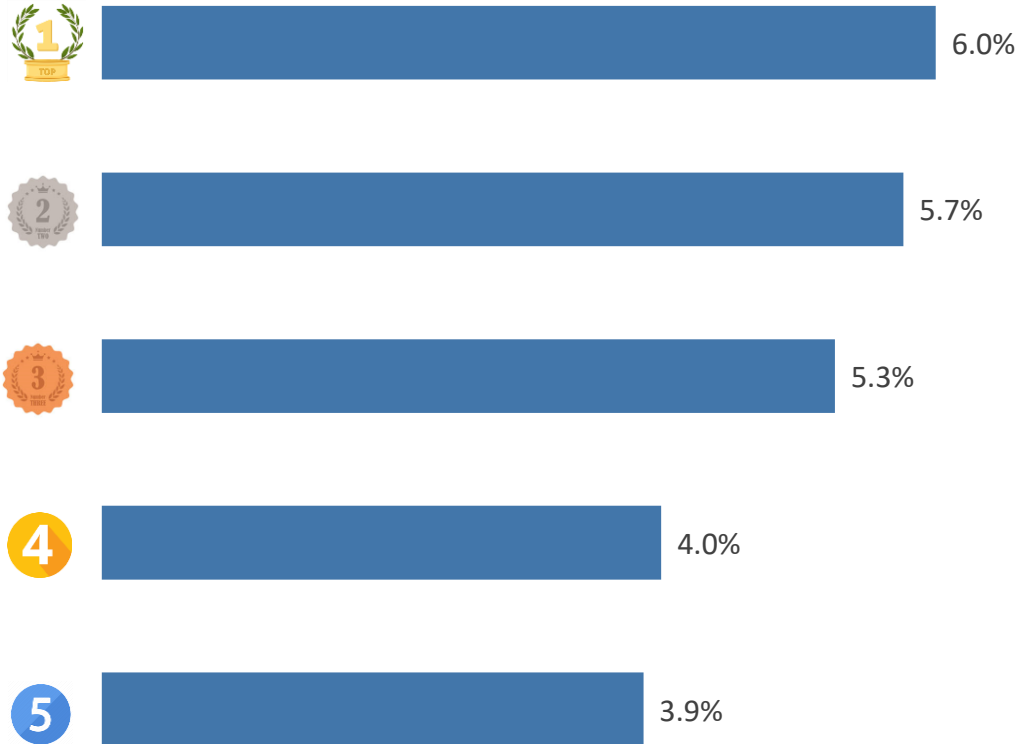
Shrimp

The average export price in Apr-2024 is **15.2** USD/kg; **increase 36.5%** compared to the previous month; and **increase 58.8%** compared to the same month of 2023.

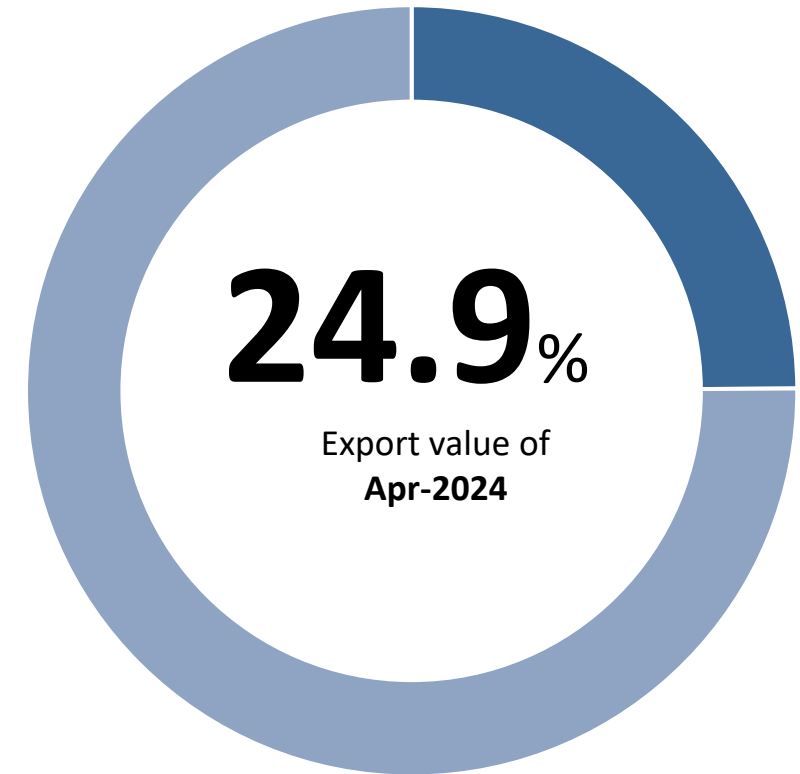


FISHERIES

TOP 5 export enterprises by value to China, Apr-2024



Value ratio of TOP 5 export enterprises to China, Apr-2024



China's shrimp imports continue to decrease

According to China Customs, in April 2024, the total amount of shrimp imports reached 64,575 tons, worth 322.7 million USD, down 24% in volume and 25% in value compared to April 2023. Ecuador accounted for 73% of imports with about 47,075 tons, down 7% over the same period last year.

In the first 4 months of this year, China imported 289,737 tons, worth 1.39 billion USD, down 5.1% and 18% respectively over the same period last year.

Wholesale whiteleg shrimp prices have been trending up at the end of May, according to Huacai Zhaoyu, a Beijing-based seafood exchange. The average price of a 12kg box of medium-sized Ecuadorian shrimp increased to 450 yuan (\$63.44) on May 22, up 10 yuan from early May.

Source: Vasep

China completely bans Japanese seafood

Since August 2023, China has suspended seafood imports from Japan citing "safety issues" related to Tokyo's discharge of treated radioactive water from the Fukushima nuclear power plant. However, the validity of seafood export registration licenses of processing and preservation facilities is still valid until the end of April 2024. By May 2024, Chinese customs authorities disabled the seafood export registration licenses of all Japanese processing and preservation facilities. This means that without a registration license, Japanese seafood products will not be able to export to the Chinese market.

Currently, Beijing has not given any explanation as to the reason for suspending this registration license. Recently, the Chinese side continues to use the phrase "nuclear contaminated water" to describe Japan's waste discharge and there is no sign that Beijing has changed its stance on Japanese seafood products. Tokyo, despite many bilateral meetings between officials of the two countries, has still not been able to come to a solution to this issue.

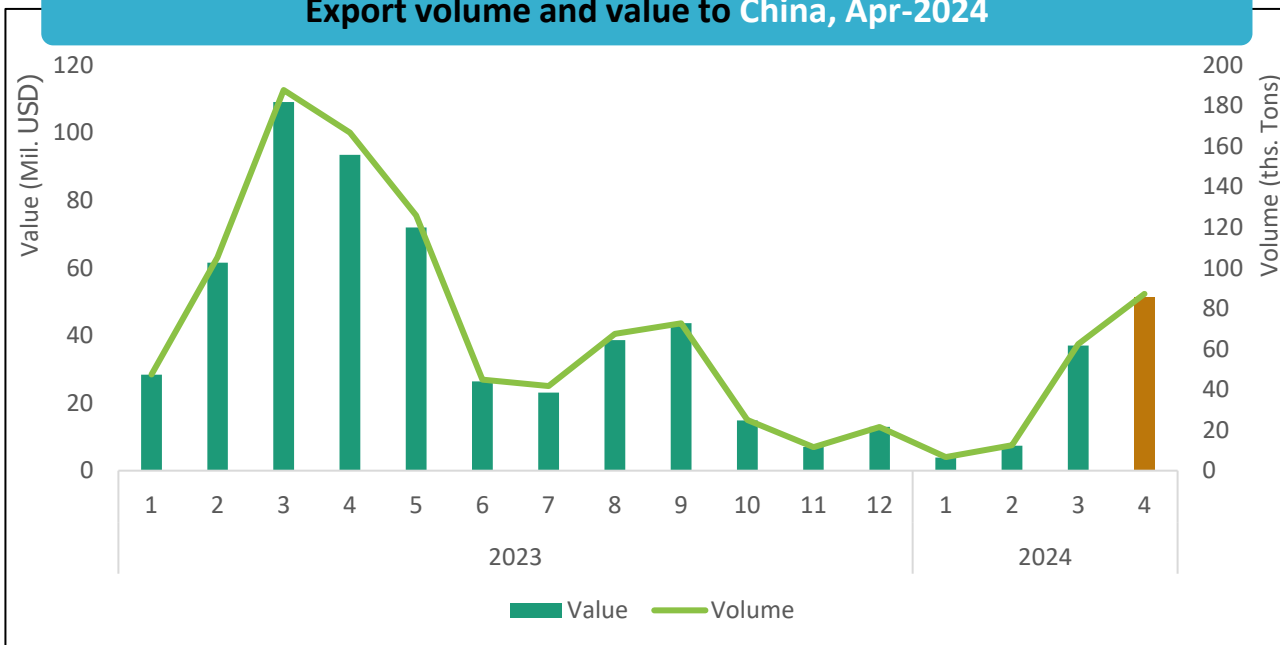
Source: Vasep





RICE

Export volume and value to China, Apr-2024



Export results to China, Apr-2024

VALUE
51.3 mil. USD \$

↗ Increase **38.3%** compared to Mar-2024

↘ Decrease **45.2%** compared to Apr-2023

↗ **7.0 mil. USD** more than the monthly average rate in 2023

❖ Accumulated 4 months of 2024 reaches **100.0** mil. USD, **18.7%** of total 2023

VOLUME
87.2 ths. tons

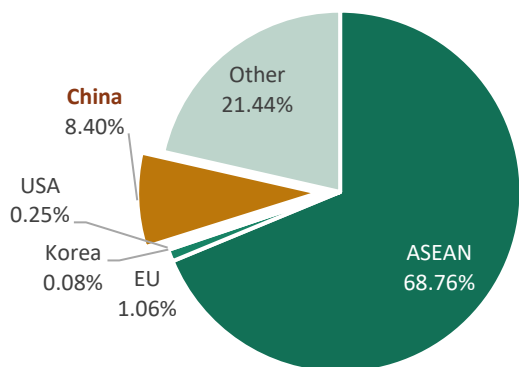
↗ Increase **39.6%** compared to Mar-2024

↘ Decrease **47.7%** compared to Apr-2023

↗ **10.7 ths. tons** more than the monthly average rate in 2023

❖ Accumulated 4 months of 2024 reaches **169.1** ths. tons, **18.4%** of total 2023

Percentage of export value to China, Apr-2024



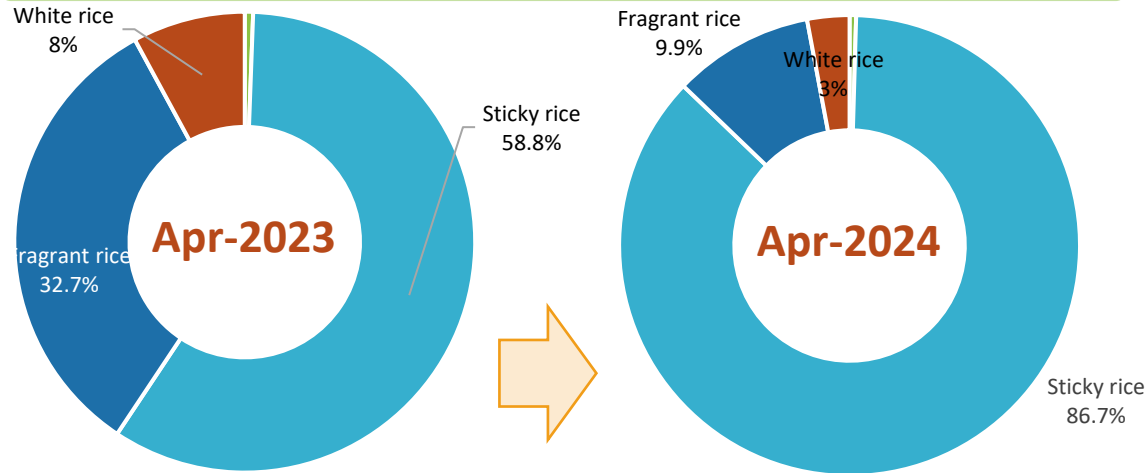
Changes in percentage of export value to China, Apr-2024



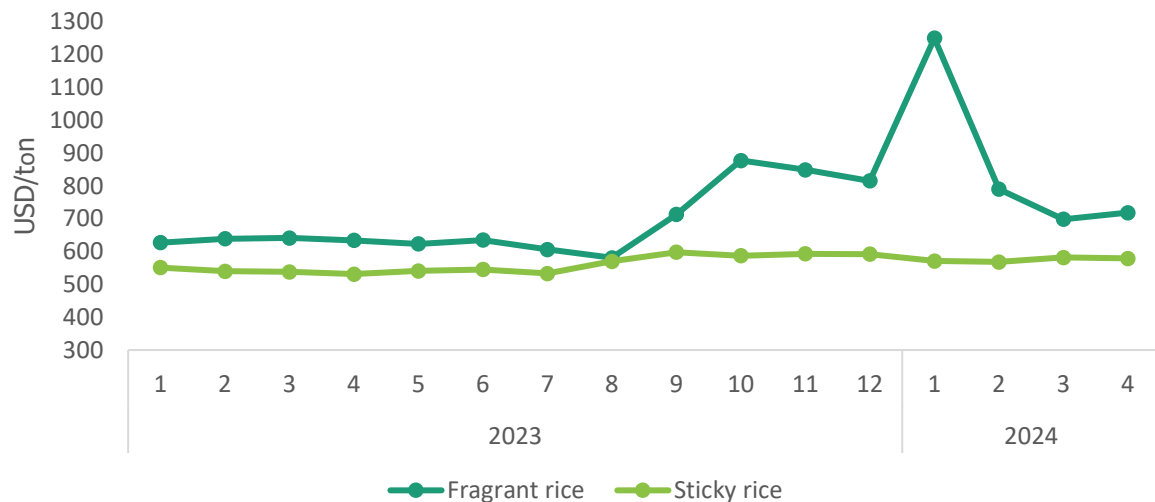


RICE

Structure of exports by products to China, Apr-2024



Average export rice price to China, Apr-2024



Export results to China, Apr-2024



Sticky rice

Value: **45.2** mil. USD

Increase **38%** compared to Mar-2024

Decrease **18%** compared to Apr-2023

Fragrant rice

Value: **5.1** mil. USD

Increase **77%** compared to Mar-2024

Decrease **83%** compared to Apr-2023

White rice

Value: **1.5** mil. USD

Increase **6%** compared to Mar-2024

Decrease **79%** compared to Apr-2023

Sticky rice

The average export price in Apr-2024 is **579** USD/ton; **decrease 1%** compared to the previous month; and **increase 9%** compared to the same month of 2023.

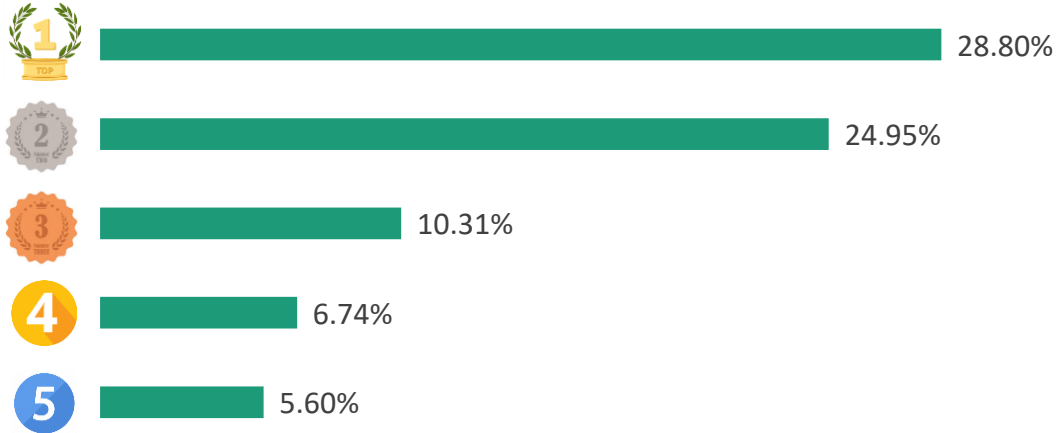
Fragrant rice

The average export price in Apr-2024 is **718** USD/ton; **increase 3%** compared to the previous month; and **increase 13%** compared to the same month of 2023.

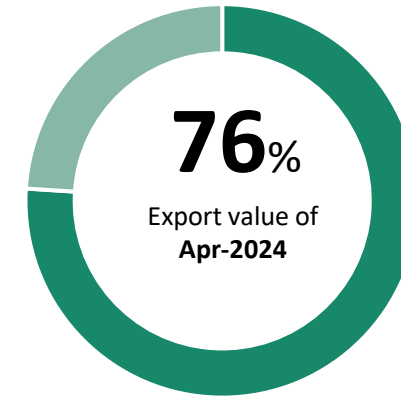


RICE

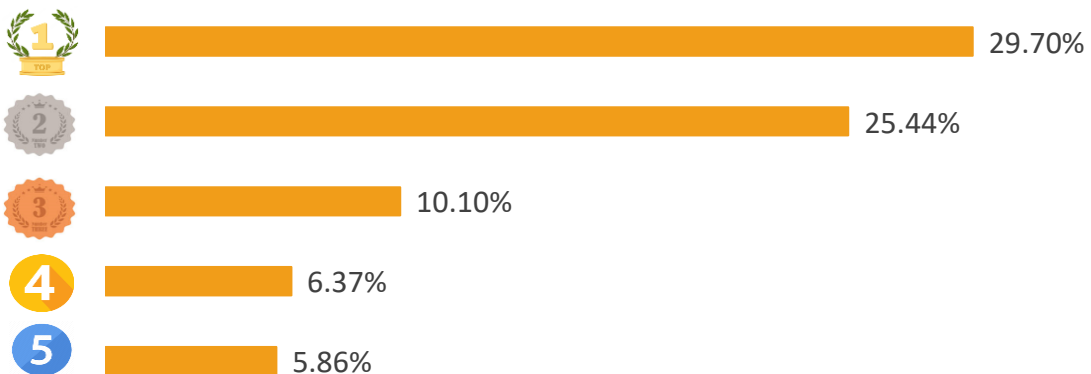
TOP 5 export enterprises by value to China, Apr-2024



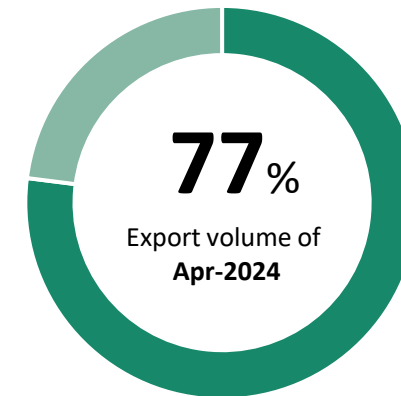
Value ratio of TOP 5 export enterprises to China, Apr-2024



TOP 5 export enterprises by volume to China, Apr-2024



Volume ratio of TOP 5 export enterprises to China, Apr-2024





RICE



SPOTLIGHTS

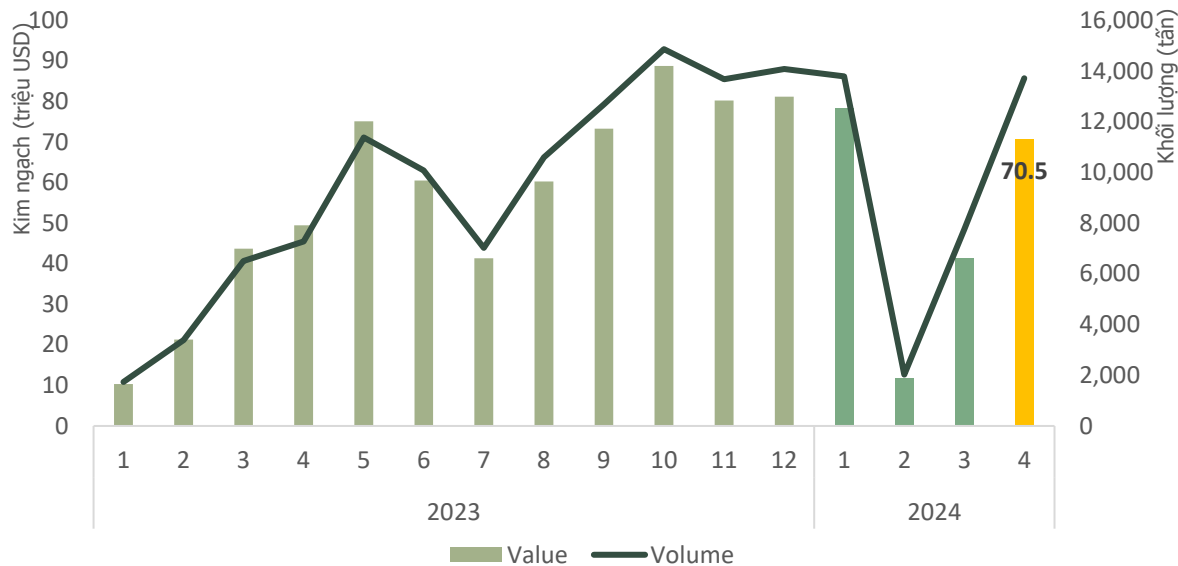
According to statistics from the General Administration of Customs of China, in April 2024, China's total rice imports are estimated to reach 180,000 tons, an increase of 90,000 tons compared to the previous month. Accumulated in the first 4 months of 2024, China imported a total of 490,000 tons, down 64.2% over the same period in 2023.

According to statistics from the General Administration of Customs of China, in April 2024, China's total rice exports are estimated to reach 100,000 tons, an increase of 40,000 tons compared to the previous month. Accumulated in the first 4 months of 2024, China has exported a total of 340,000 tons, an increase of 17.4% over the same period in 2023.



CASHEW NUTS

Export value and volume to China, Apr-2024



Export results to China, Apr-2024

VALUE
70.5 mil. USD

↗ Increase **70.3%** compared to Mar-2024

↗ Increase **43%** compared to Apr-2023

↑ **13.4 mil. USD** more than the monthly average rate in 2023

❖ Accumulated 4 months of 2024 reaches **202 mil. USD, 29%** of total 2023

VOLUME
13.7 ths. tons

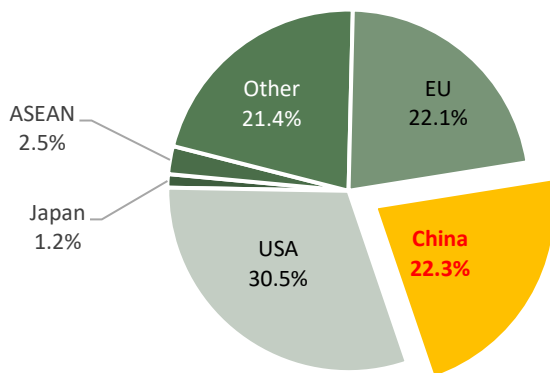
↗ Increase **285.3%** compared to Mar-2024

↗ Increase **19.4%** compared to Apr-2023

↑ **4.3 ths. tons** more than the monthly average rate in 2023

❖ Accumulated 4 months of 2024 reaches **37 ths. tons, 33%** of total 2023

Changes in percentage of export value to China, Apr-2024



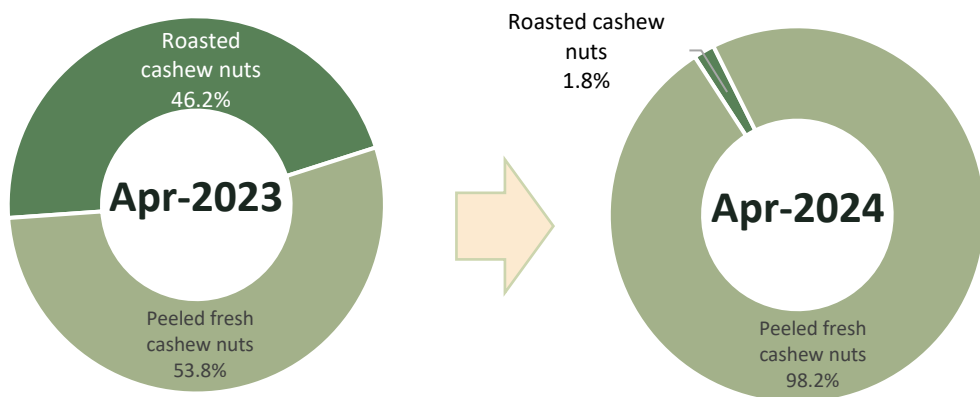
Changes in percentage of export value to China, Nov-2023



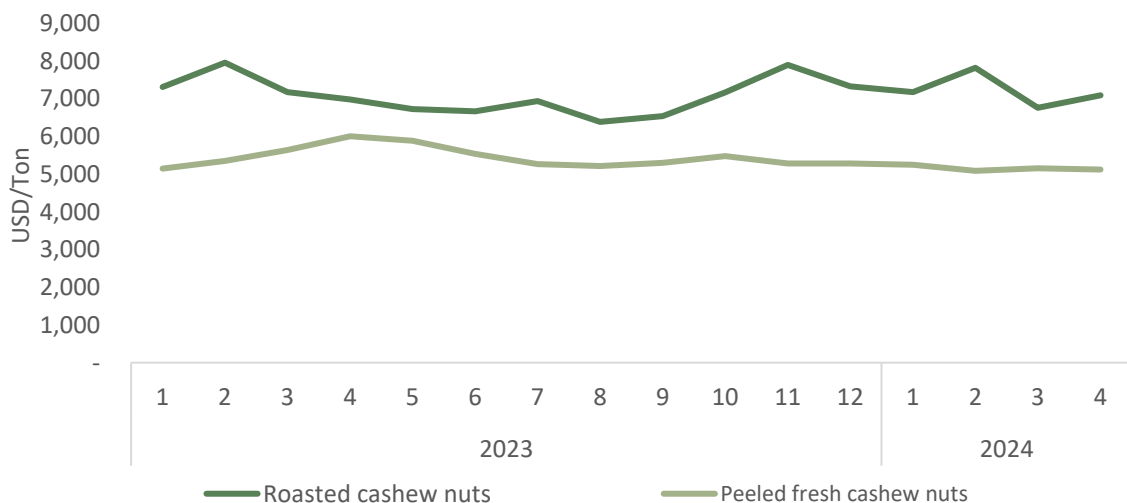


CASHEW NUTS

Structure of exports by products to China, Apr-2024



Average export cashew nuts price to China, Apr-2024



Export results to China, Apr-2024



Peeled fresh cashew nuts

Value: **69.4** mil. USD

Increase **80%** compared to Mar-2024

Increase **159%** compared to Apr-2023

Peeled fresh cashew nuts

The average export price in Apr-2024 is **5.124** USD/ton; **decrease 0.7%** compared to the previous month; and **decrease 15%** compared to the same month of 2023.



Roasted cashew nuts

Value: **1.3** mil. USD

Decrease **55%** compared to Mar-2024

Decrease **94%** compared to Apr-2023

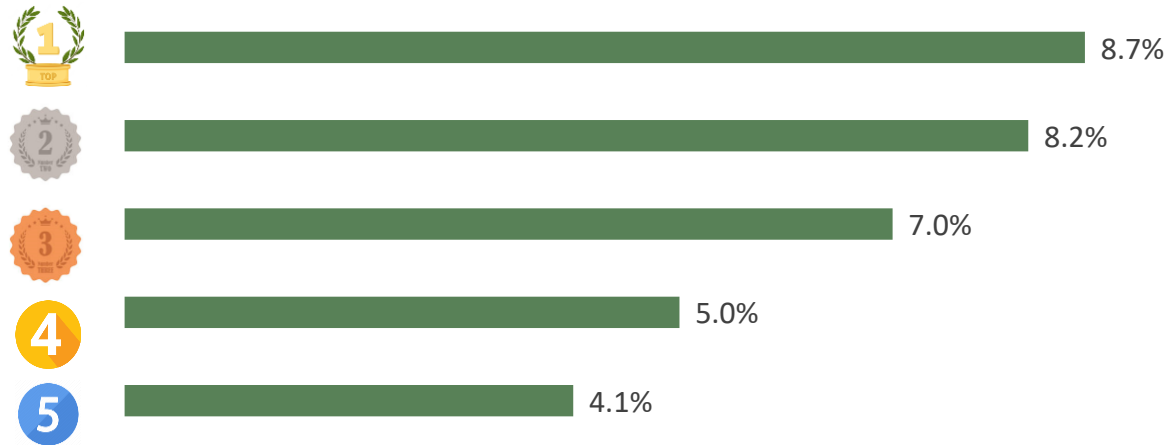
Roasted cashew nuts

The average export price in Apr-2024 is **7.088** USD/ton; **increase 4.9%** compared to the previous month; and **increase 1.5%** compared to the same month of 2023.

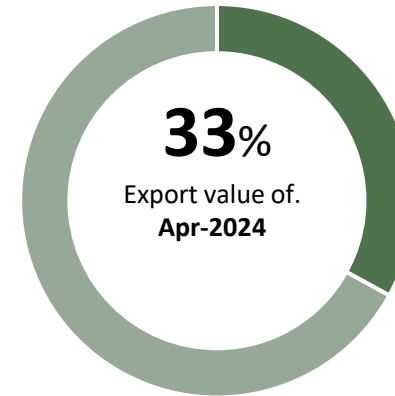


CASHEW NUTS

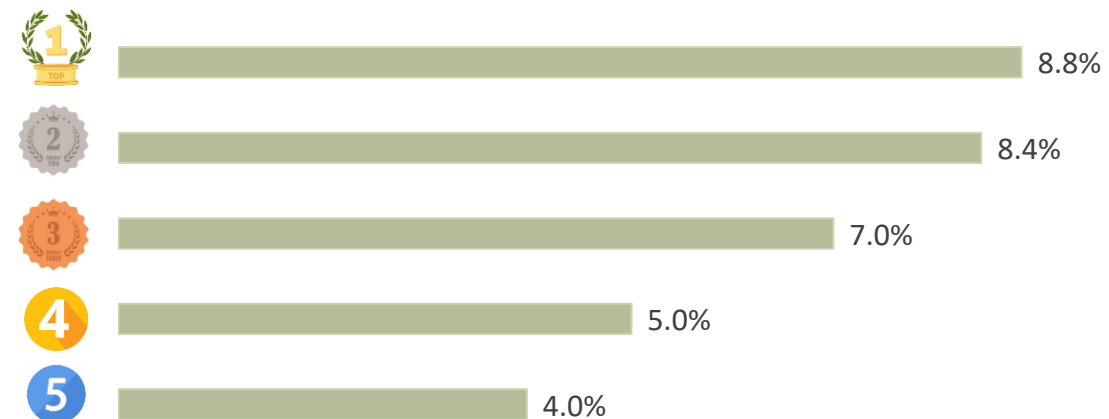
TOP 5 export enterprises by value to China, Apr-2024



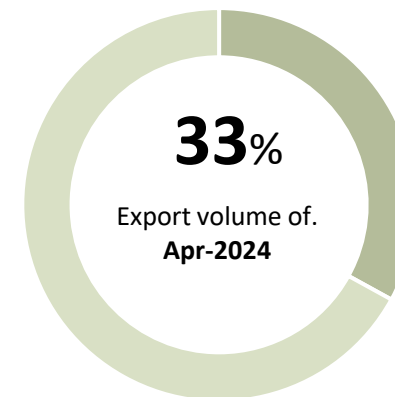
Value ratio of TOP 5 export enterprises to China, Apr-2024



TOP 5 export enterprises by volume to China, Apr-2024



Volume ratio of TOP 5 export enterprises to China, Apr-2024



CASHEW NUTS

SPOTLIGHTS



According to the General Administration of Customs of China, in the first 3 months of 2024, China imported cashew nuts (HS 080131 and 080132) reached 9.97 thousand tons, worth nearly 49.37 million USD, an increase of 18.4% in volume. and increase 45.7% in value over the same period in 2023.

China imports cashew nuts mainly from Vietnam (accounting for 83.9% of China's total imports), Ivory Coast (accounting for 5.5%), Myanmar (accounting for 5.3%), Tanzania (accounting for 3 .5%) and Benin (accounting for 1.4%).

Source: The General Administration of Customs of China



Any comments. please send to:

INFORMATION CENTER FOR AGRICULTURE AND RURAL DEVELOPMENT
INSTITUTE OF POLICY AND STRATEGY FOR AGRICULTURE AND RURAL DEVELOPMENT

Address: *16 Thuy Khue Street. Thuy Khue Wd.. Tay Ho Dist.. Hanoi*

Email: thongtinhitruong@ipsard.gov.vn; info@agro.gov.vn

Website: <http://agro.gov.vn/>

