

Volume: May-2024

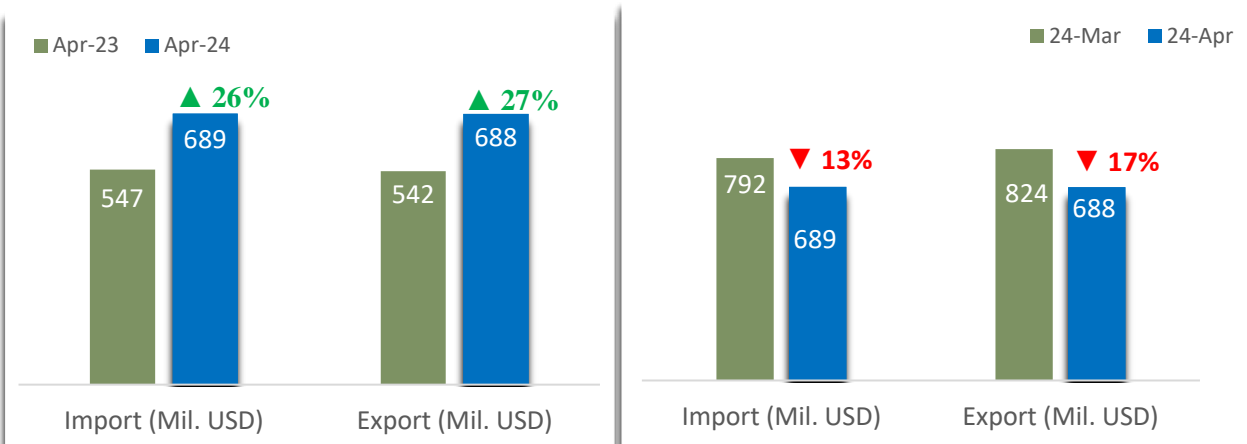
MONTHLY REPORT ON
AGRI-PRODUCT EXPORT

FROM VIETNAM TO
ASEAN MARKET

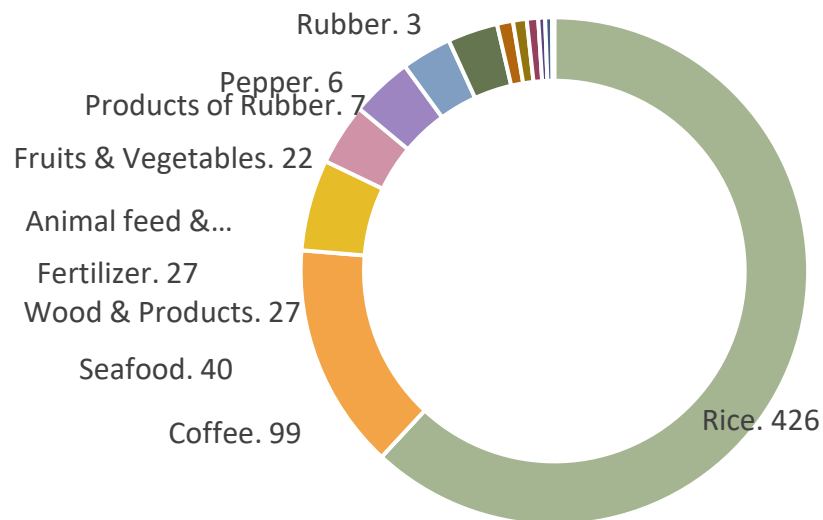


THE SITUATION OF AGRO-FORESTRY-FISHERY (AFF) PRODUCT EXPORT FROM VIETNAM TO ASEAN IN **APRIL 2024**

AFF product import-export turnover between Viet Nam and ASENA, Apr-2024

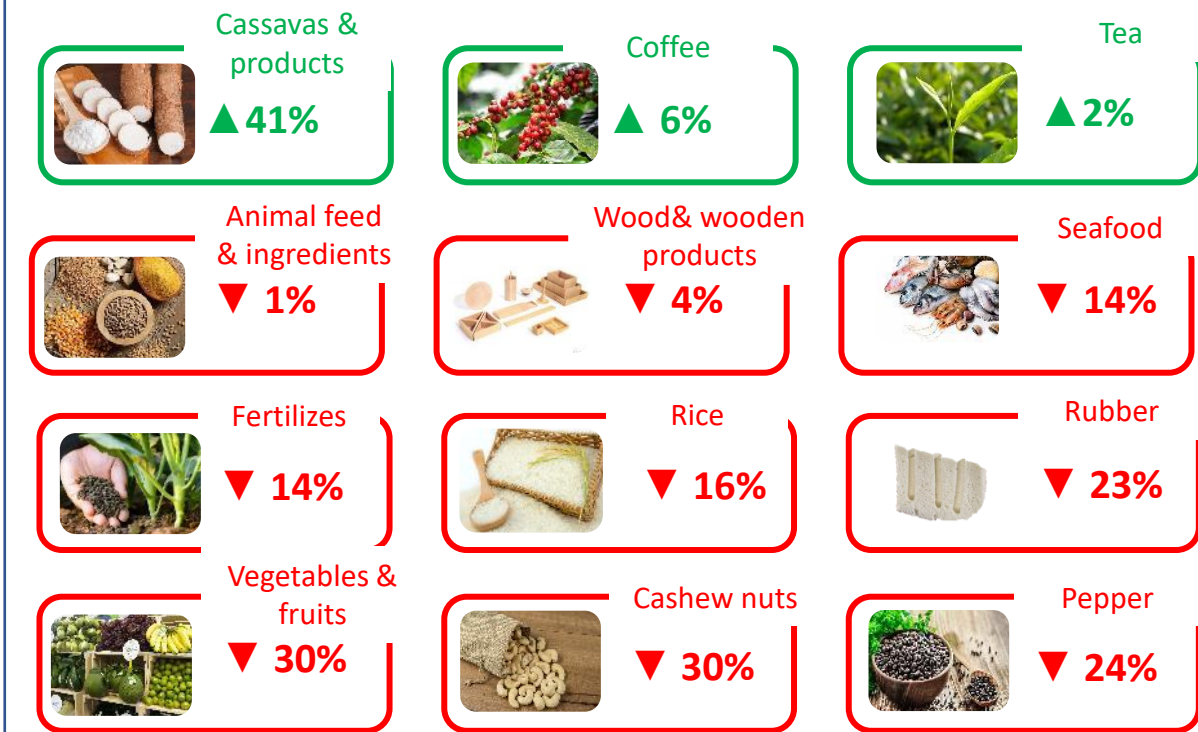


Key AFF product export value to ASEAN, Apr-2024

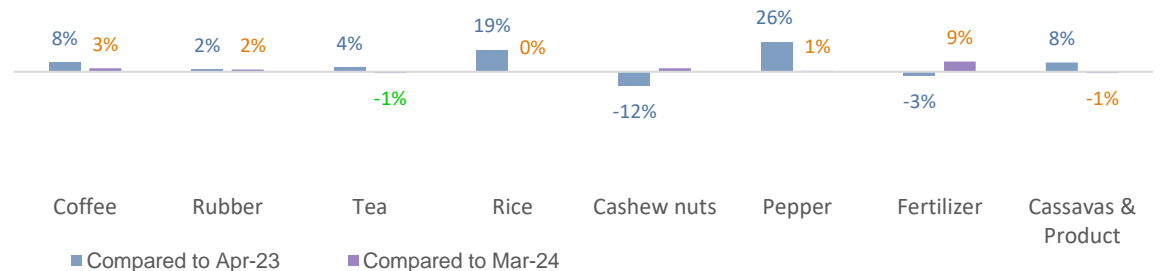


Unit: Mil.USD

Changes in key AFF product export value to ASEAN in Apr-2024 compared to Mar-2024



Changes in average export value of key AFF products to ASEAN in Apr-2024 compared to Mar-23 and compared to Mar-24



SPOTLIGHT



Discuss the expansion of agricultural cooperation and food security in the ASEAN region



Policies and strategies for sustainable development in agriculture.

Asean-BAC discuss provision of broader agriculture, food security market space in region

The Malaysian Ministry of Agriculture and Security has engaged in discussions with the ASEAN Business Advisory Council (ASEAN-BAC) about expanding the region's agricultural and food security market. The discussion is centered on technical cooperation in agricultural research and development, technology transfer, as well as methods to address food shortage issues and enhance productivity.

Source: malaymail.com



Policies and strategies for sustainable development in agriculture.

The EU-ASEAN Business Council (EU-ABC) has released a new report detailing essential strategies for the sustainable development of the ASEAN agriculture sector. The report highlights the significance of agriculture in driving economic growth and social progress, particularly in rural areas. It also recommends policies such as digital transformation, the adoption of modern agricultural techniques, and the rejuvenation of agricultural practices to enhance soil health and biodiversity.

Source: aseanvietnam.vn





RICE

Export volume and value to ASEAN, Apr-2024



Export results to ASEAN, Apr-2024

VALUE
427.1 Mil.USD

↘ Decrease **16.7%** compared to Mar-24

↗ Increase **31.7%** compared to Apr-23

↗ **199.6 Mil.USD** more than the monthly average rate in 2023

◇ Accumulated 4 months of 2024 reaches **1.5 Bil.USD** and the rate is **53.7%** of the total in 2023.

VOLUME
708.3 thousand tons

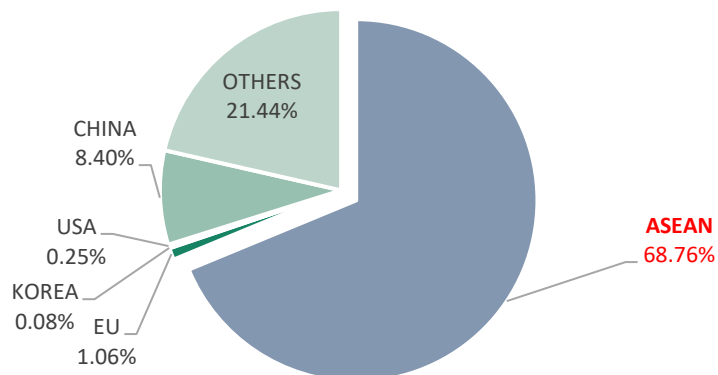
↘ Decrease **14.7%** compared to Mar-24

↗ Increase **8.4%** compared to Apr-23

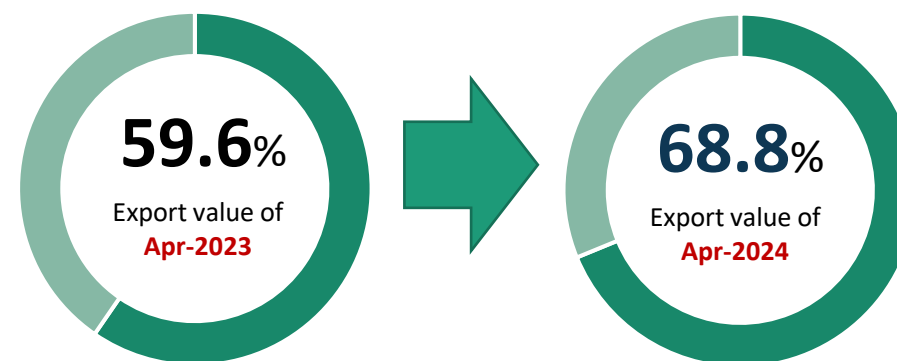
↗ **298.5 thousand** more than the monthly average rate in 2023

◇ Accumulated 4 months of 2024 reaches **2.3 Billion tons** and the rate is **47.3%** of the total in 2023.

Percentage of export value to ASEAN, Apr-2024



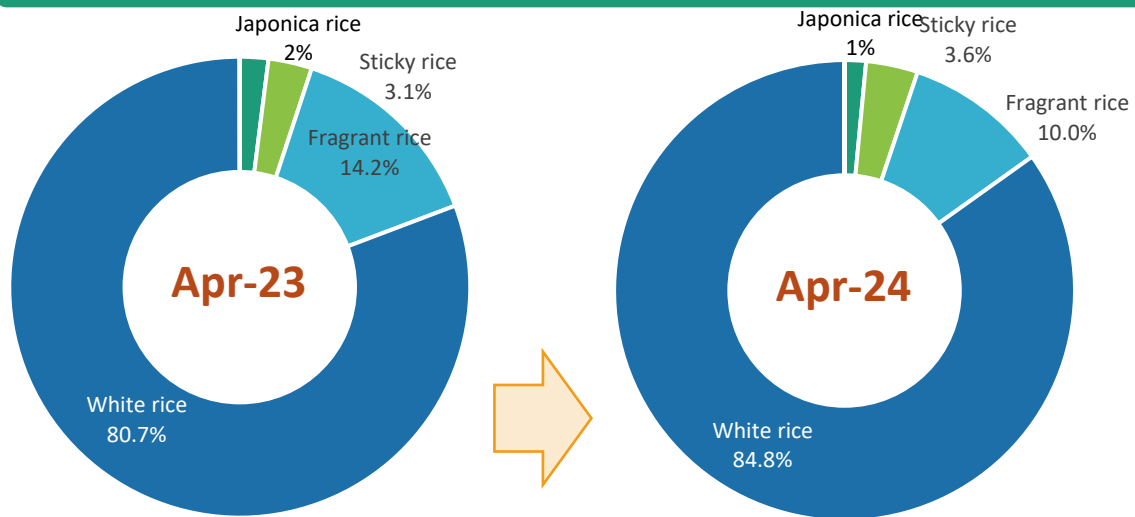
Changes in percentage of export value to ASEAN, Apr-2024



RICE



Structure of exports by products to ASEAN, Apr-2024



Export results to ASEAN, Apr-2024



White rice

Value: **362.4** Mil.USD

Decrease **19%** compared to Mar-24

Increase **83%** compared to Apr-23

Fragrant rice

Value: **42.7** Mil.USD

Decrease **5%** compared to Mar-24

Decrease **7%** compared to Apr-23

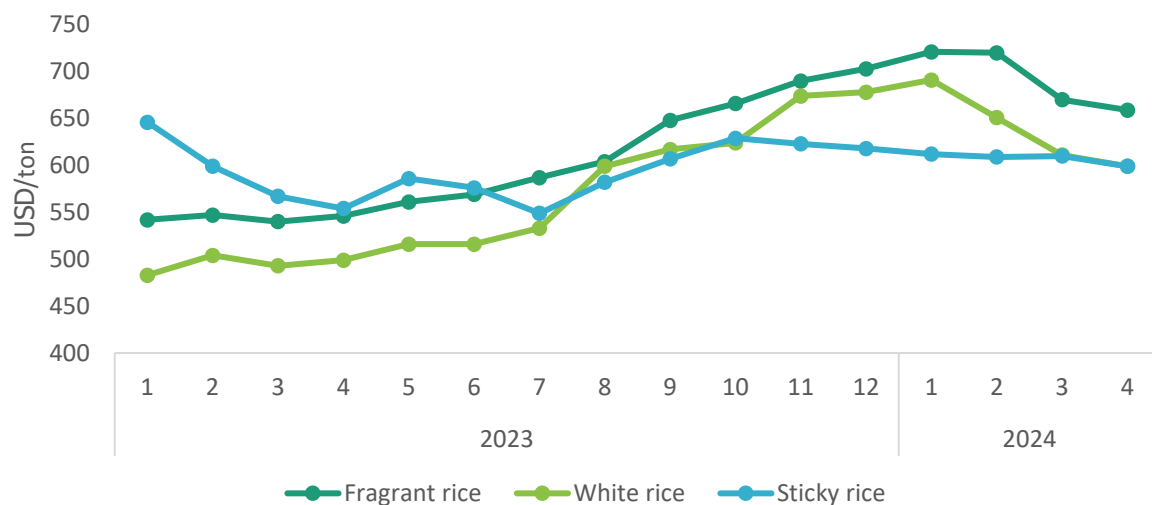
Sticky rice

Value: **15.5** Mil.USD

Increase **3%** compared to Mar-24

Increase **57%** compared to Apr-23

Average export price to ASEAN, Apr-2024



Sticky rice

The average export price in Apr-24 is **599** USD/ton; **Decrease 2%** compared to the previous month; and **Increase 8%** compared to the same month of 2023.

Fragrant rice

The average export price in Apr-24 is **659** USD/ton; **Decrease 2%** compared to the previous month; and **Increase 21%** compared to the same month of 2023.

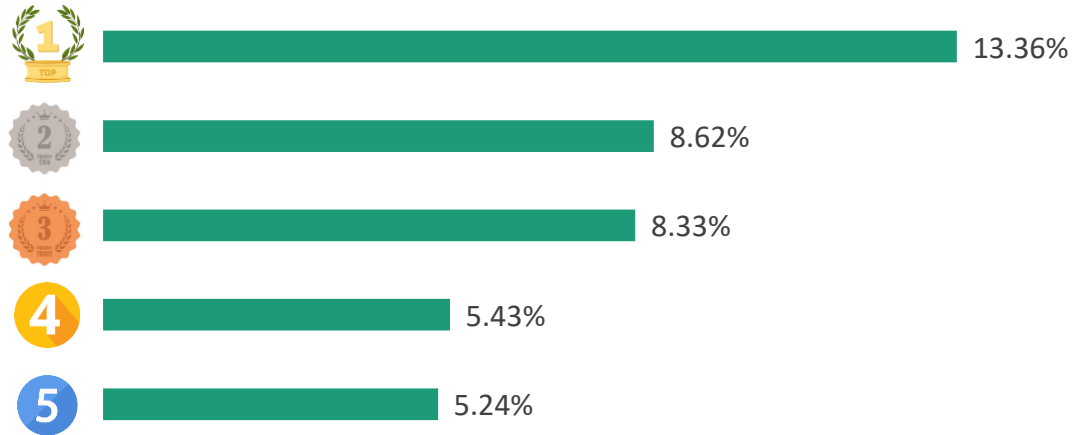
White rice

The average export price in Apr-24 is **599** USD/ton; **Decrease 2%** compared to the previous month; and **Increase 20%** compared to the same month of 2023.

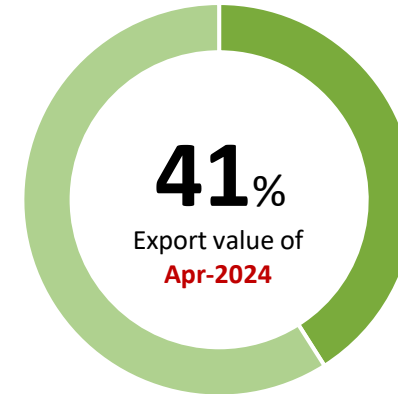


RICE

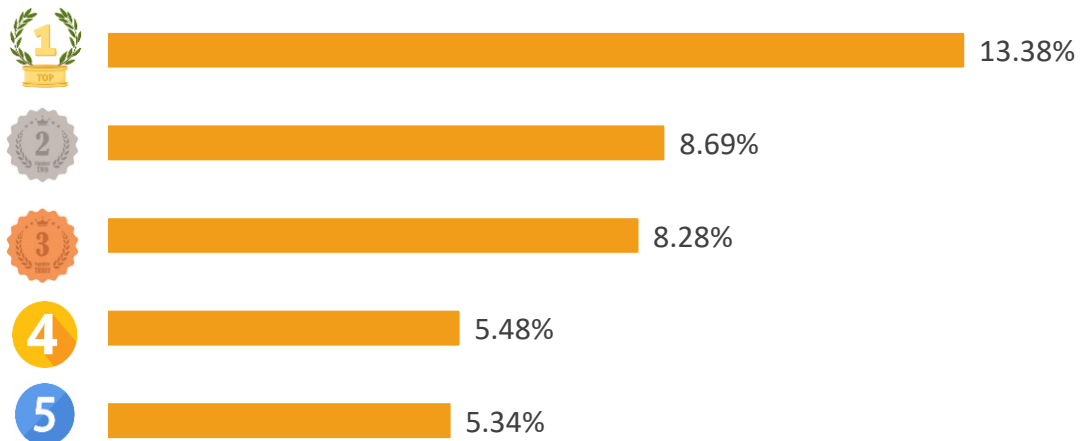
TOP 5 export enterprises by value to the ASEAN, Apr-2024



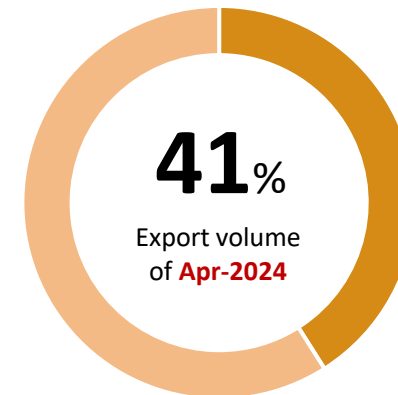
Value ratio of TOP 5 export enterprises to the ASEAN, Apr-2024



TOP 5 export enterprises by volume to the ASEAN, Apr-2024



Volume ratio of TOP 5 export enterprises to the ASEAN, Apr-2024





RICE

SPOTLIGHT

01

Please remember the following information: Indonesia is expected to need over 30 million tons of rice in 2024. President Joko Widodo (Jokowi) has stated that the rice imports through the State Logistics Agency (Bulog) currently only meet less than 5% of the total national demand. The Indonesian government is putting efforts into ensuring the national rice reserve supply and appropriate distribution based on the population's needs. Indonesia's current food policy focuses on ensuring local supply as the country prepares to enter the main harvest season, while also maintaining rice import activities from abroad. According to the latest data at the beginning of May 2024, Bulog has imported 1.3 million tons of rice as part of the plan to import 3.6 million tons in 2024.

Source: Thoibaotaichinhvietnam.vn

02

In the first quarter of 2024, Thailand exported 2.46 million tons of rice, marking a 19.4% increase compared to the 2.06 million tons exported in the same period last year. Charoen Laothamatas, the President of the Thai Rice Exporters Association, mentioned that the value of Thailand's rice exports from January to March 2024 is estimated to reach 56.73 billion baht (equivalent to 1.61 billion USD), reflecting a 49% increase compared to the same period last year. However, in March 2024 alone, Thailand's rice exports reached 716,619 tons, valued at 17.33 billion baht (471.6 million USD), which represents a 10.4% decrease from the 800,225 tons valued at 18.53 billion baht (504.2 million USD) recorded in February 2024.

Notably, in March 2024, the export of Hom Mali fragrant rice decreased by 4.5% compared to the previous month, with 109,448 tons exported to key markets such as the United States, Hong Kong Special Administrative Region (China), Singapore, Canada, China, the United Kingdom, and Australia. Looking ahead, Thailand is expected to export 800,000 tons of various types of rice in April 2024, as exporters are committed to fulfilling supply contracts with buyers in the Association of Southeast Asian Nations (ASEAN), Japan, as well as several African countries such as Angola, Mozambique, and Middle Eastern countries such as Iraq.

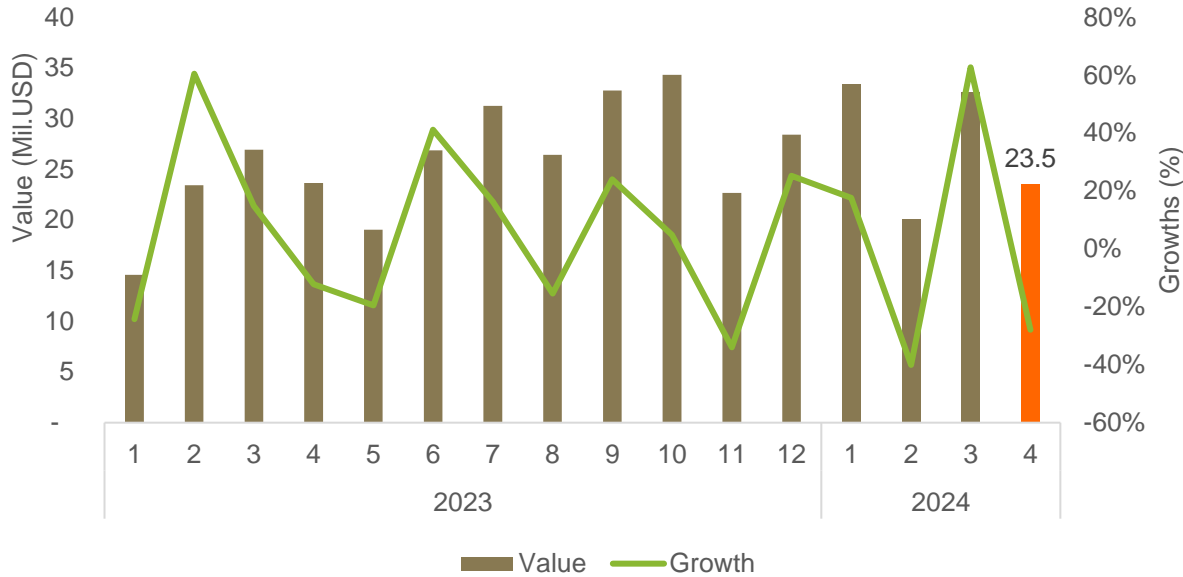
Source: Qltt.vn





FRUITS AND VEGETABLES (EXPORT)

Export value to the ASEAN, Mar-2024



Export results to the ASEAN, Mar-2024

VALUE
23.5
Mil.USD

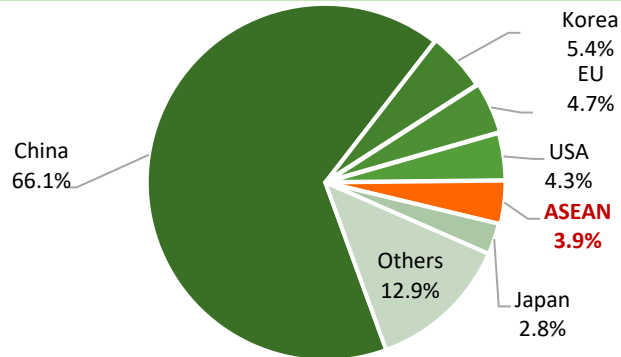
Decrease **27.9%** compared to Mar-24

Decrease **0.5%** compared to Apr-23

2.3 Mil.USD less than the monthly average rate in 2023

Accumulated 4 months of 2024 reaches **109.6 Mil.USD** and the rate is **35.3%** of the total in 2023.

Percentage of export value to the ASEAN, Mar-2024



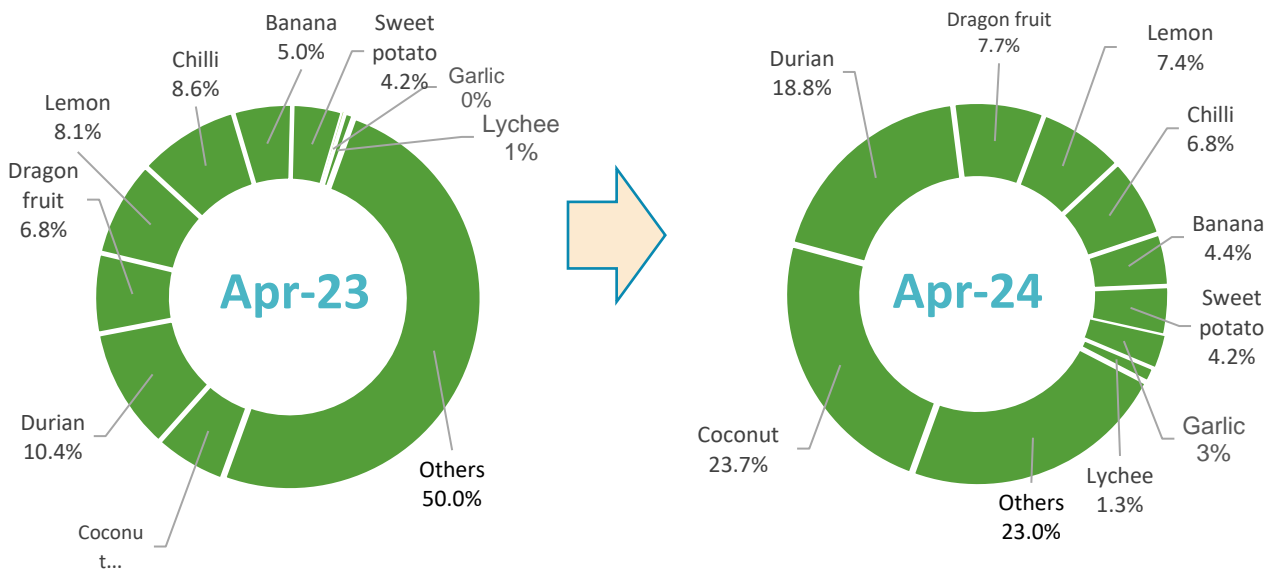
Changes in percentage of export value to the ASEAN, Mar-2024





FRUITS AND VEGETABLES (EXPORT)

Structure of exports by products to the ASEAN, Apr-2024



Export results to the ASEAN, Apr-2024



Coconut

Value: **5.6** Mil.USD

Decrease **36.3%** compared to Mar-24

Increase **289.7%** compared to Apr-23



Durian

Value: **4.4** Mil.USD

Decrease **41.4%** compared to Mar-24

Increase **79.9%** compared to Apr-23



Dragon fruit

Value: **1.8** Mil.USD

Increase **7.0%** compared to Mar-24

Increase **14.0%** compared to Apr-23



Lemon

Value: **1.7** Mil.USD

Decrease **14.9%** compared to Mar-24

Decrease **9.9%** compared to Apr-23



Chilli

Value: **1.6** Mil.USD

Decrease **33.4%** compared to Mar-24

Decrease **21.0%** compared to Apr-23



Banana

Value: **1.0** Mil.USD

Decrease **21.9%** compared to Mar-24

Decrease **10.8%** compared to Apr-23



Sweet potato

Value: **0.98** Mil.USD

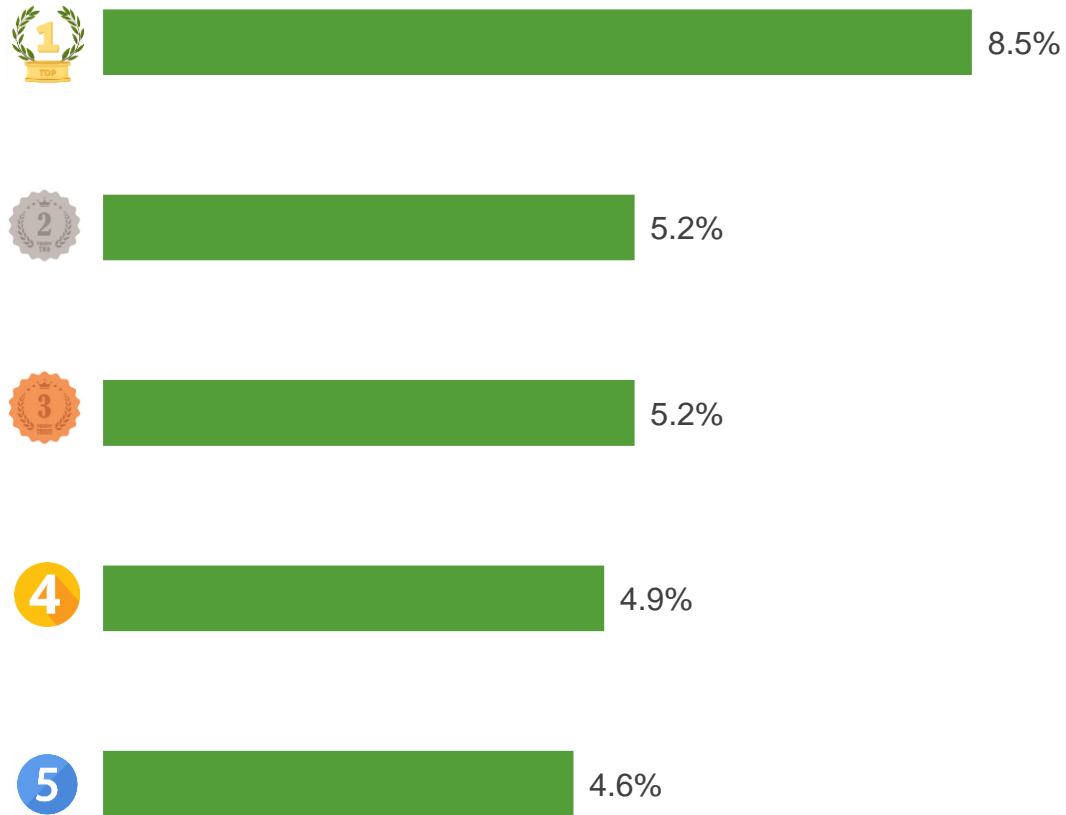
Decrease **17.3%** compared to Mar-24

Decrease **1.7%** compared to Apr-23

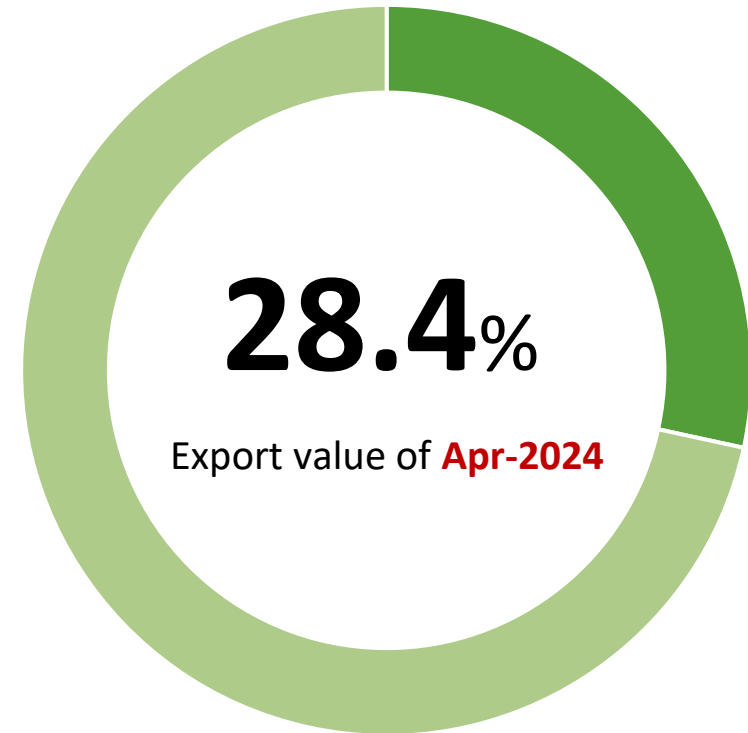


FRUITS AND VEGETABLES (EXPORT)

TOP5 export enterprises by value to the ASEAN, Apr-2024



Value ratio of TOP 5 export enterprises to the ASEAN, Apr-2024





FRUITS AND VEGETABLES (EXPORT)

Export value to the ASEAN, Apr-2024



Export results to the ASEAN, Apr-2024

VALUE



23.7

Mil.USD

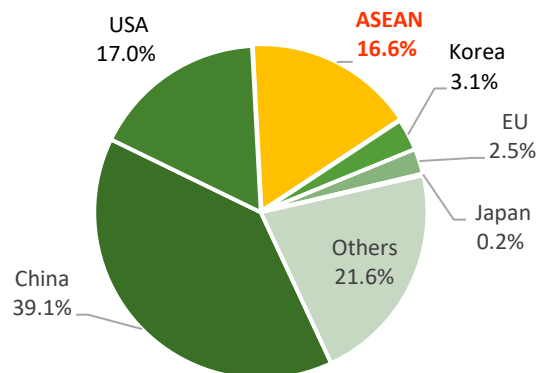
Decrease **2.9%** compared to Mar-24

Increase **19.1%** compared to Apr-23

4.4 Mil.USD more than the monthly average rate in 2023

Accumulated 4 months of 2024 reaches **91.5 Mil.USD** and the rate is **39.6%** of the total 2023.

Percentage of export value to the ASEAN, Apr-2024



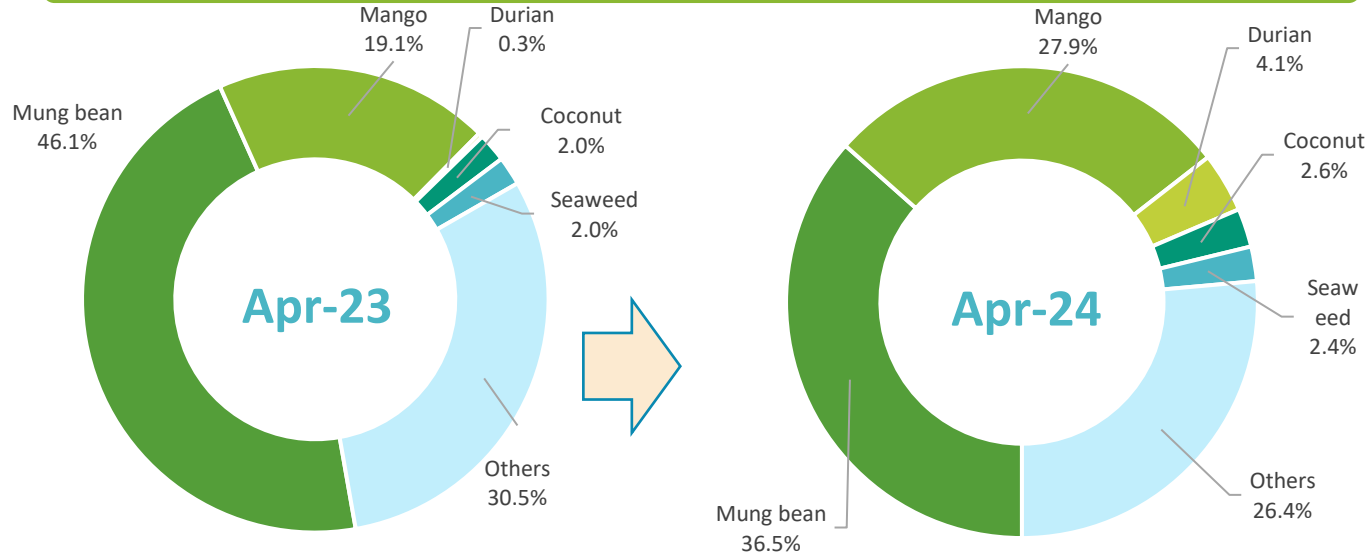
Changes in percentage of export value to the ASEAN, Apr-2024





FRUITS AND VEGETABLES (IMPORT)

Structure of imports by products from the ASEAN, Apr-2024



Import results from the ASEAN, Apr-2024



Mung bean

Value: **8.7** Mil.USD

Decrease **7.8%** compared to Mar-24

Decrease **5.6%** compared to Apr-23



Mango

Value: **6.6** Mil.USD

Decrease **14.5%** compared to Mar-24

Increase **74.0%** compared to Apr-23



Durian

Value: **0.97** Mil.USD

Increase **429.1%** compared to Mar-24

Increase **1494%** compared to Apr-23



Coconut

Value: **0.63** Mil.USD

Increase **97.5%** compared to Mar-24

Increase **56.7%** compared to Apr-23



Seaweed

Value: **0.56** Mil.USD

Decrease **9.1%** compared to Mar-24

Increase **41.1%** compared to Apr-23



01

Thailand promotes quality durian exports to China

The Ministry of Agriculture and Cooperatives of Thailand will expedite the implementation of the Action Plan to control the quality of durians exported to China across the entire supply chain. This includes policies, plantations, packaging houses, exports, transportation, marketing, processing, and enhancing financial liquidity for farmers and entrepreneurs in all durian-producing regions for export. In 2023, Thailand exported a total of 57,000 containers/lots of durians to China, amounting to 945,900 tons. Regarding export channels, 63.9% were transported by road, followed by 31.72% by sea, and 1.17% by rail.

Source: Tridge.com

02

Malaysia's durian production declines

According to Singapore's Channel News Asia (CNA), this year's durian harvest in Malaysia has been delayed due to unstable weather conditions. Many durian export businesses expressed concerns that the delayed harvest season would affect exports to the Chinese market, which officially opened to Malaysian durian exports on May 31. Up to now, Malaysia's durian supply has mainly come from the northern states of Kelantan and Penang.

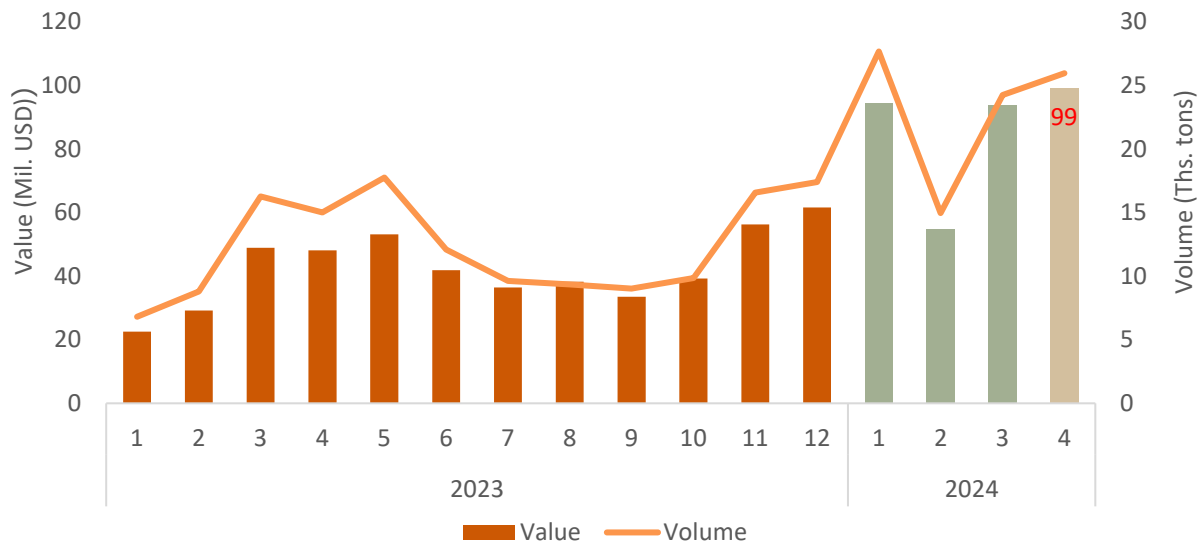
Source: Guojiguoshu.com



COFFEE



Export volume and value to the ASEAN, Apr-2024



Export results to the ASEAN, Apr-2024

VALUE
99.1 Mil.USD

↗ Increase **5.7%** compared to Mar-24

↗ Increase **106%** compared to Apr-23

↗ **30.1** Mil.USD more than the monthly average rate in 2023.

❖ Accumulated 4 months of 2024 reaches **341.8** Mil.USD and the rate is **67.2%** of the total 2023.

VOLUME
25.9 thousand tons

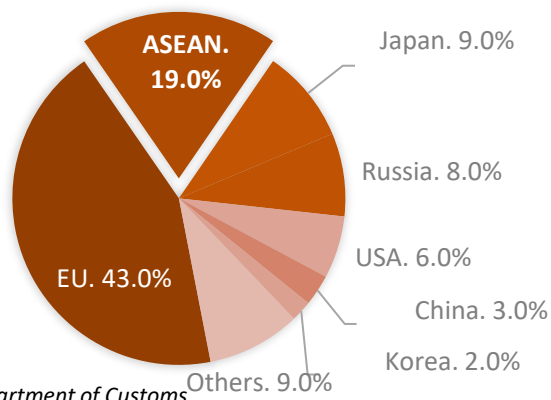
↗ Increase **7%** compared to Mar-24

↗ Increase **72.9%** compared to Apr-23

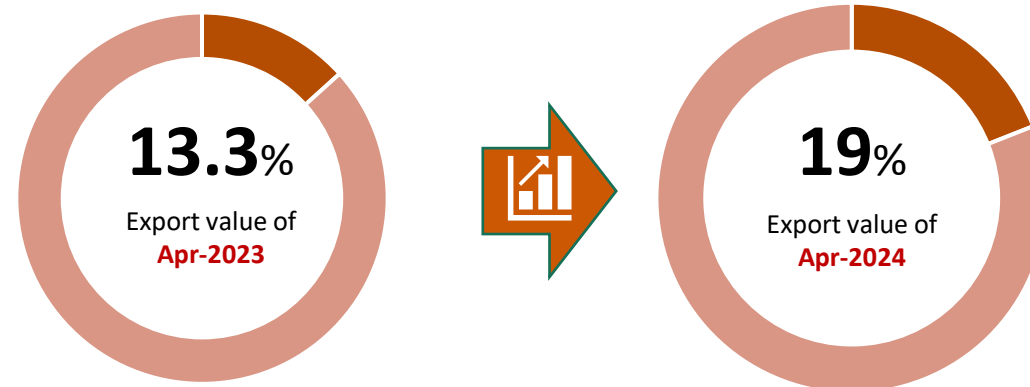
↗ **6.4** thousand tons more than the monthly average rate in 2023.

❖ Accumulated 4 months of 2024 reaches **92.8** thousand tons and the rate is **62.5%** of the total 2023.

Percentage of export value to the ASEAN, Apr-2024

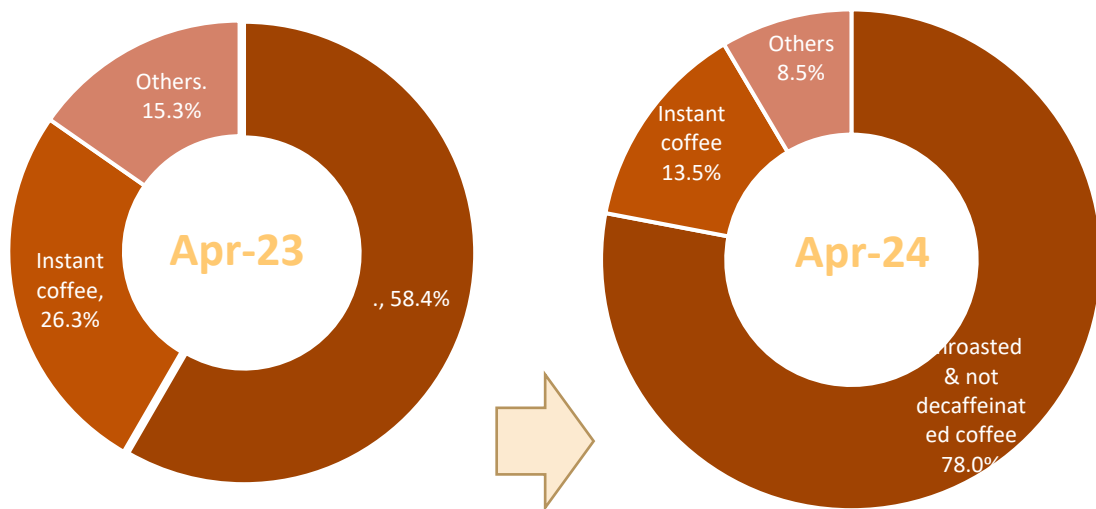


Changes in percentage of export value to the ASEAN, Apr-2024

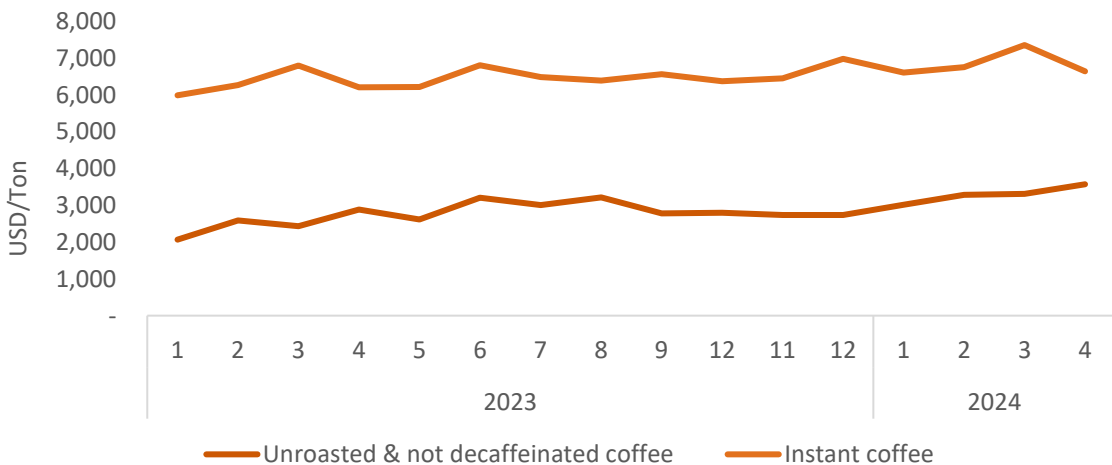


COFFEE

Structure of exports by products to the ASEAN, Mar-2024



Average export price to the ASEAN, Mar-2024



Export results to the ASEAN, Mar-2024



Unroasted & not decaffeinated coffee

Value: **61.5** Mil.USD
 Increase **25.5%** compared to Mar-24
 Increase **175%** compared to Apr-23



Instant coffee

Value: **13.4** Mil.USD
 Decrease **23%** compared to Mar-24
 Increase **5.7%** compared to Apr-23



Others

Value: **7.4** Mil.USD
 Decrease **44%** compared to Mar-24
 Increase **13.2%** compared to Apr-23

Instant coffee

The average export price in Apr-24 is **6.633** USD/ton. **Decrease 9.8%** compared to the previous month but **Increase 7%** compared to the same month of 2023.

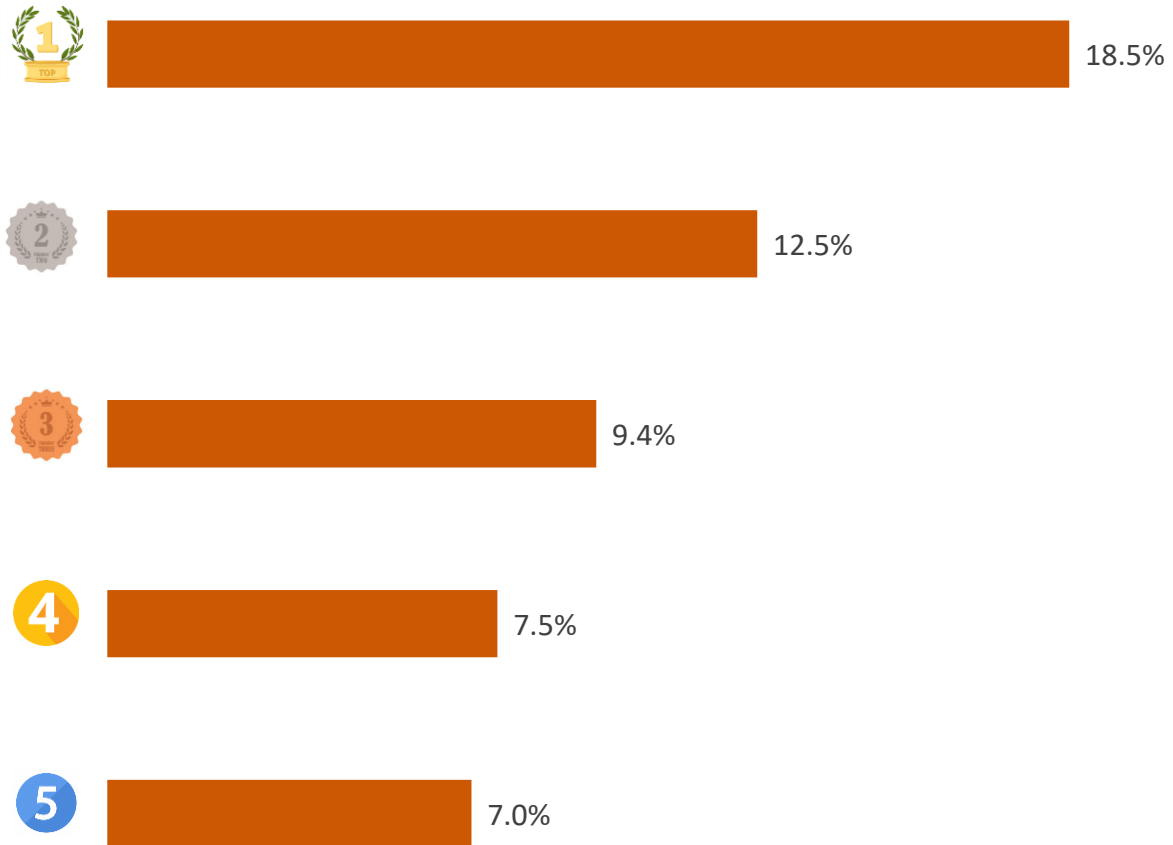
Unroasted & not decaffeinated coffee

The average export price in Apr-24 is **3.567** USD/ton; **Increase 7%** compared to the previous month and **Increase 23.3%** compared to the same month of 2023.

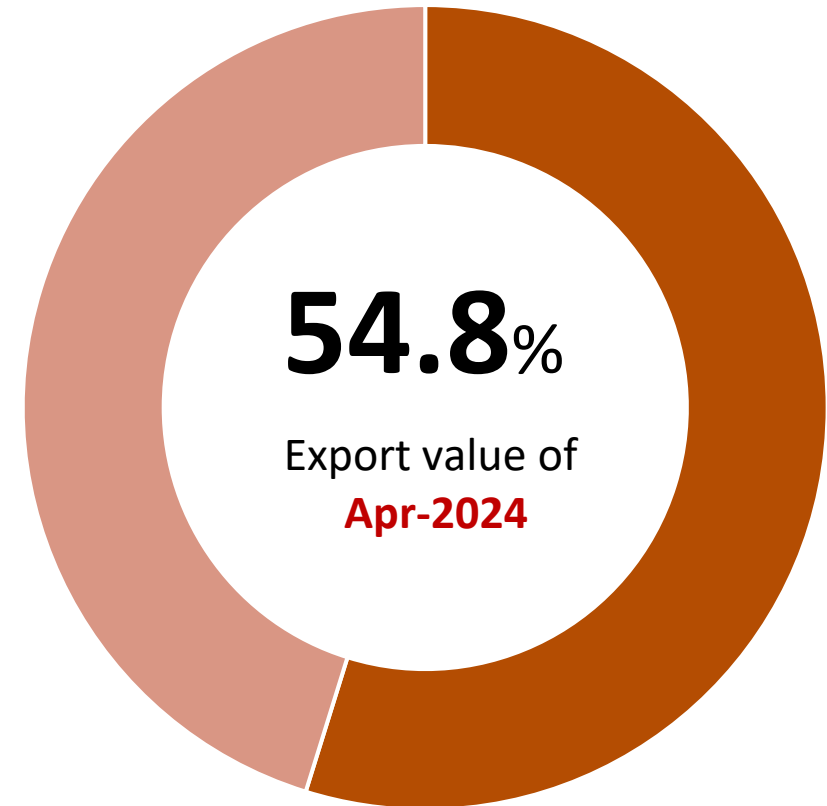


COFFEE

TOP 5 export enterprises by value to the ASEAN, Apr-2024



Value ratio of TOP 5 export enterprises to the ASEAN, Apr-2024





According to the United States Department of Agriculture (USDA), Indonesia's coffee production is expected to reach 10.9 million bags in the 2024/2025 crop year (from April 2023 to March 2025), representing a 12.37% increase compared to the 2023/2024 crop year. Robusta coffee production is expected to amount to 9.5 million bags, a 13.09% increase from the previous year, while Arabica coffee production is expected to be 1.4 million bags, a 7.7% increase.

Indonesia's coffee export volume for the 2024/2025 crop year is projected to reach 6 million bags, a more than 20% increase from the previous year. In terms of domestic consumption, Indonesia's coffee consumption experienced a 0.45% increase in the 2023/2024 crop year due to rising domestic demand and the growth of the coffee roasting industry.

The USDA estimates that domestic coffee consumption in Indonesia for the 2024/2025 crop year will reach 4.8 million bags, a 0.21% increase.

Source: iandmsmith.com (5/2024)





WOOD & WOODEN PRODUCTS

Export volume and value to the ASEAN, Apr-2024



Export results to the ASEAN, Apr-2024

VALUE



28

Mil.USD

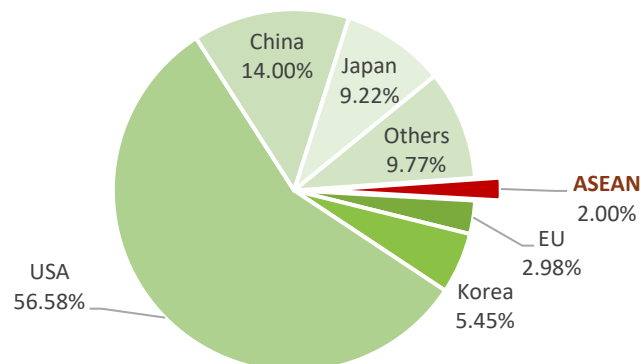
↘ Decrease **4.0%** compared to Mar-24

↗ Increase **12.7%** compared to Apr-23

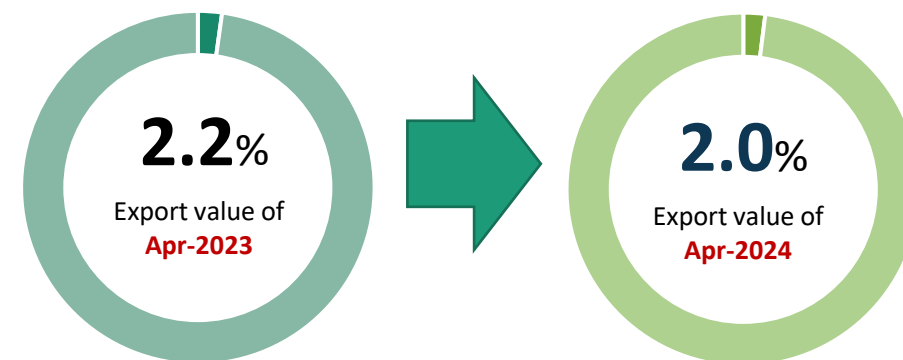
↗ **3 Mil.USD** more than monthly average rate in 2023

❖ Accumulated 4 months of 2024 reaches **96.9 Mil.USD** and the rate is **33.1%** of the total in 2023.

Percentage of export value to the ASEAN, Apr-2024



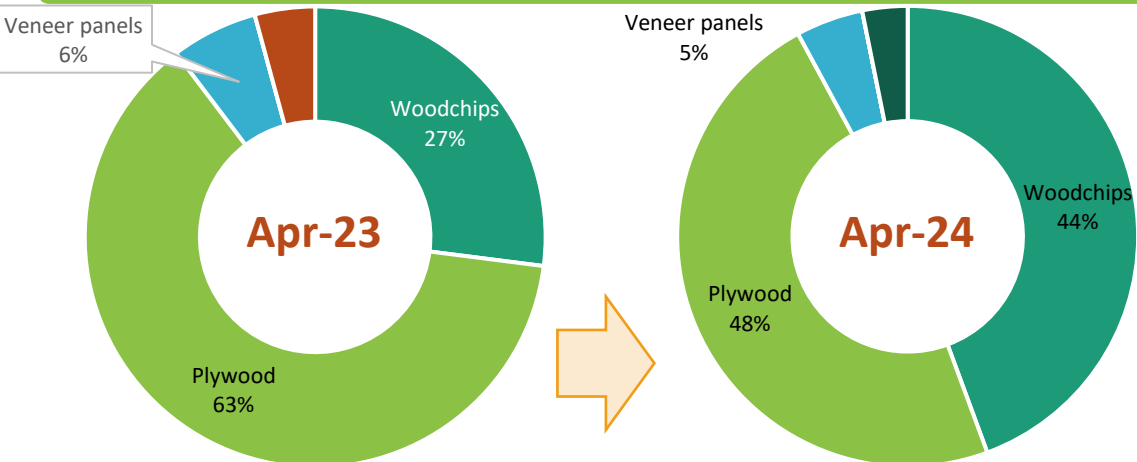
Changes in percentage of export value to the ASEAN, Apr-2024





WOOD & WOODEN PRODUCTS

Structure of exports by products to ASEAN, Apr-2024



Export results to ASEAN, Apr-2024



Plywood

Value: **21.6** Mil.USD

Decrease **9%** compared to Mar-24

Increase **9%** compared to Apr-23



Woodchips

Value: **20.1** Mil.USD

Increase **73%** compared to Mar-24

Increase **135%** compared to Apr-23



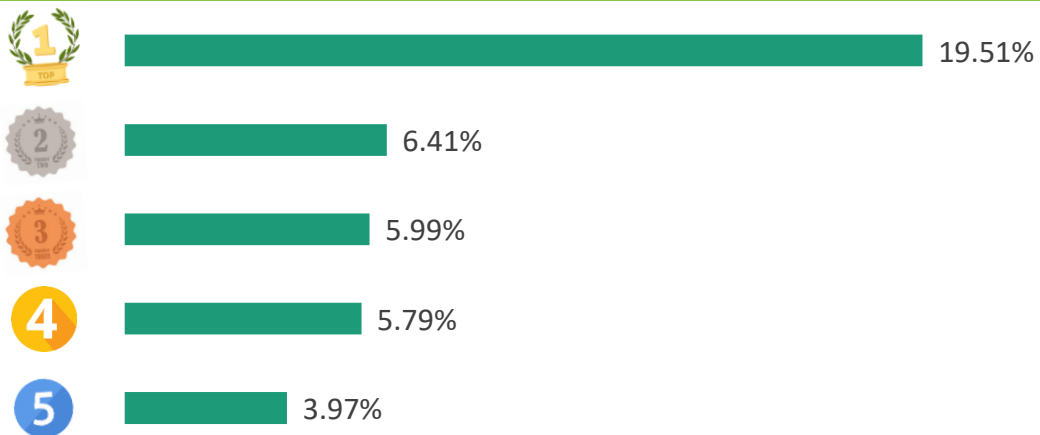
Venner panel

Value: **2.1** Mil.USD

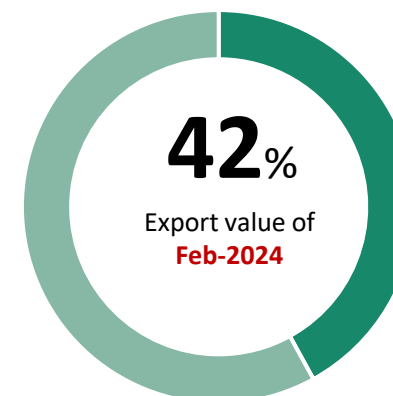
Decrease **12%** compared to Mar-24

Increase **11%** compared to Apr-23

TOP 5 export enterprises by value to ASEAN, Apr-2024



Value ratio of TOP 5 export enterprises to ASEAN, Apr-2024





WOOD & WOODEN PRODUCTS



SPOTLIGHT

In 2023, Indonesia's furniture exports reached USD 2.1 billion, a decrease of 24% compared to 2022. According to the Association of Furniture and Handicrafts, the global furniture market in 2023 is estimated to be USD 730 billion and is expected to increase to USD 766 billion in 2024. Indonesia aims to capture 1% of the global furniture market share by 2024.

The United States remains the largest export market for Indonesian furniture, accounting for 55% of total furniture exports and 70% of total wooden furniture exports.

According to the Association of Furniture and Handicrafts, in 2024, the export of wooden furniture and handicrafts is expected to increase by at least 10% compared to 2023.

Source: ITTO





PEPPER

Export value and volume to the ASEAN, Apr-2024



Export results to the ASEAN, Apr-2024

VALUE
5.8 Mil.USD

↘ Decrease **34%** compared to Mar-24

↗ Increase **26%** compared to Apr-23

↗ **0.84 Mil.USD** more than the monthly average rate in 2023
Accumulated 4 months of 2024 reaches **23.3** Mil.USD and the rate is **39%** of the total 2023.

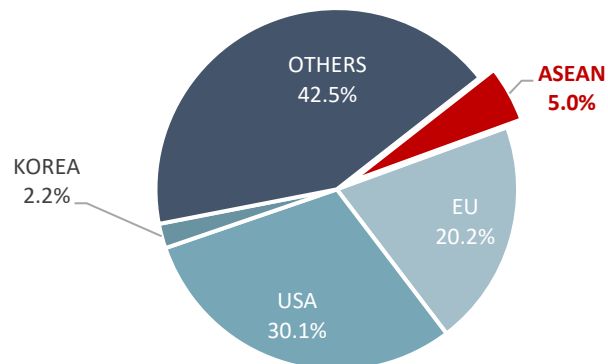
VOLUME
1.42 thousand tons

↘ Decrease **28%** compared to Mar-24

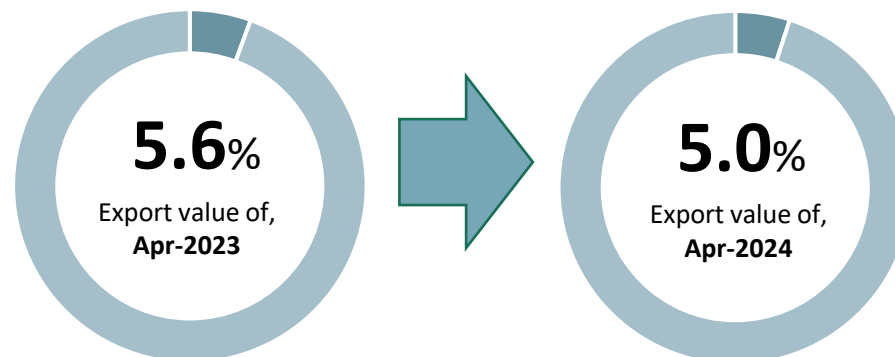
↗ Increase **26%** compared to Apr-23

↗ Cao hơn **166 tons** more than monthly average rate in 2023
Accumulated 4 months of 2024 reaches **5.6** thousand tons and the rate is **37%** of the total 2023.

Percentage of export value to the ASEAN, Apr-2024



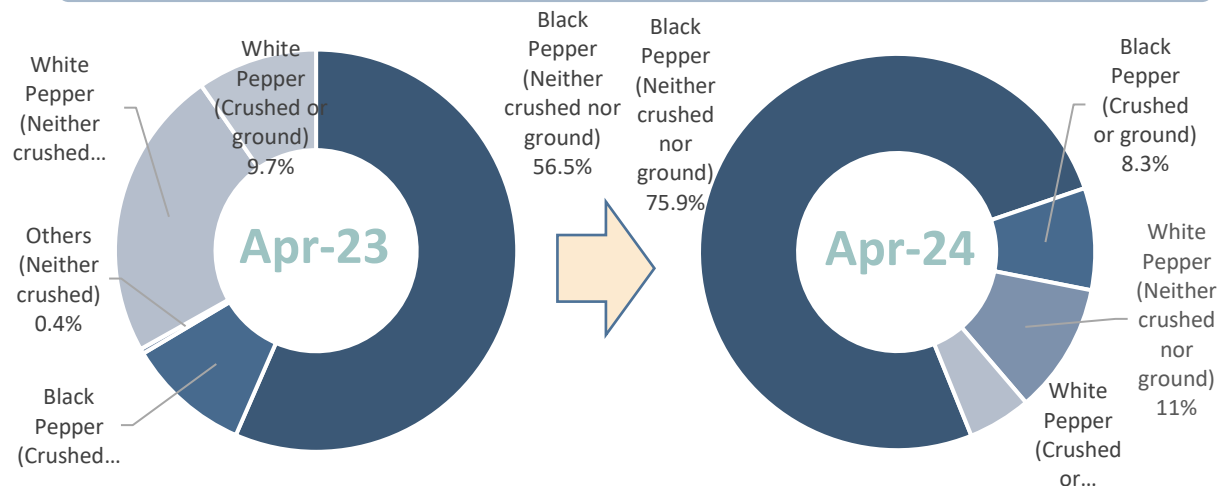
Changes in percentage of export value to the ASEAN, Apr-2024



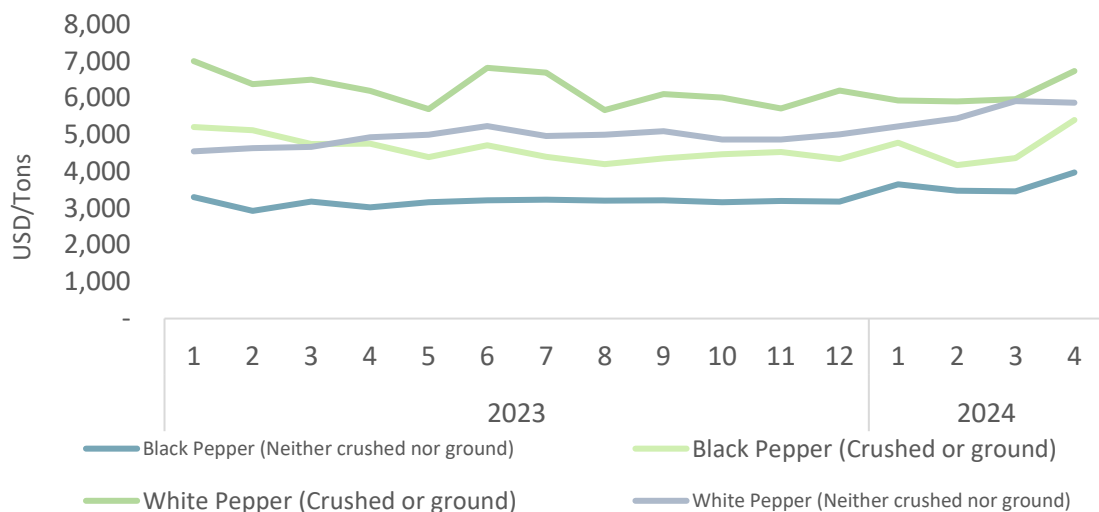


PEPPER

Structure of exports by products to the ASEAN, Apr-2024



Average export pepper price to the ASEAN, Apr-2024



Export results to the ASEAN, Apr-2024



Whole black pepper

Value: **4.4** Mil.USD

Decrease **10%** compared to Mar-24

Increase **69%** compared to Apr-23



Whole white paper

Value: **0.62** Mil.USD

Decrease **78%** compared to Mar-24

Decrease **43%** compared to Apr-23



Crushed black pepper

Value: **0.49** Mil.USD

Decrease **78%** compared to Mar-24

Increase **5%** compared to Apr-23

Whole black pepper

The average export price in Apr-24 is **3.453** USD/ton; **Decrease 94.4%** compared to the previous month but **Increase 31.5%** compared to the same month of 2023.

Whole white paper

The average export price in Apr-24 is **5.871** USD/ton; **Decrease 0.7%** compared to the previous month but **Increase 19.1%** compared to the same month of 2023.

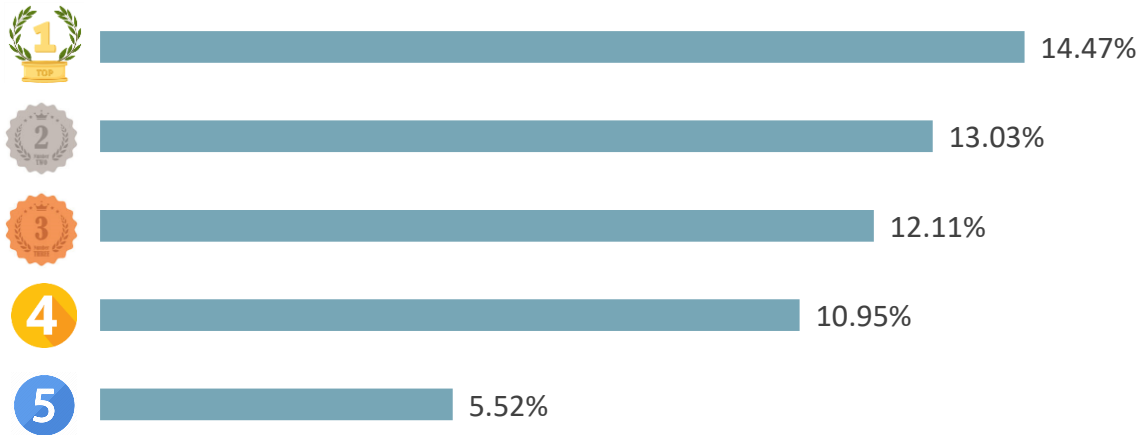
Crushed white pepper

The average export price in Apr-24 is **6.726** USD/ton; **Increase 12.8%** compared to the previous month; and **Increase 8.7%** compared to the same month of 2023.

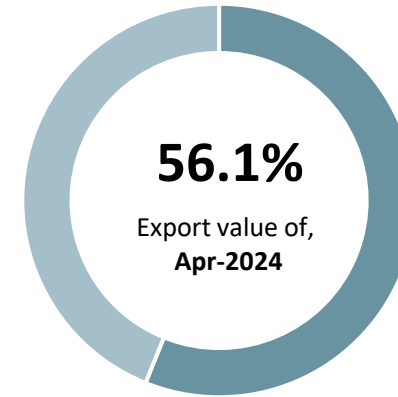


PEPPER

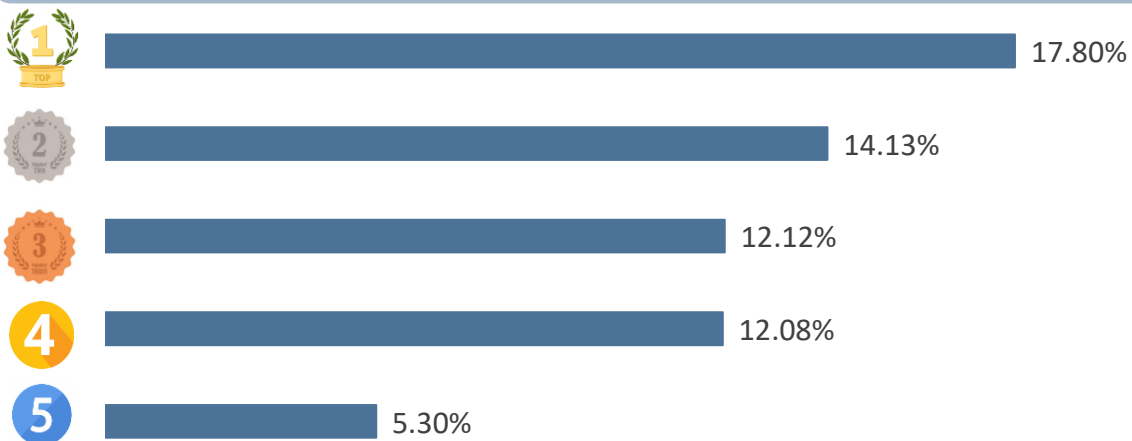
TOP 5 export enterprises by value to the ASEAN, Apr-2024



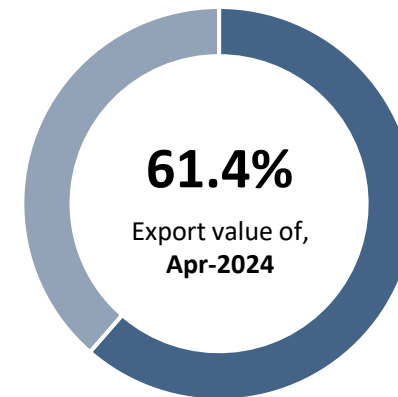
Value ratio of TOP 5 export enterprises to the ASEAN, Apr-2024



TOP 5 export enterprises by value to the ASEAN, Apr-2024



Volume ratio of TOP 5 export enterprises to the ASEAN, Apr-2024



PEPPER

SPOTLIGHT



In the first quarter of 2024, Vietnam's pepper imports totaled 7,988 tons, showing a 2.2% increase compared to the same period in 2023. The import included 7,663 tons of black pepper and 325 tons of white pepper. During this period, Cambodia emerged as the main pepper supplier to Vietnam, providing 2,084 tons, marking a significant increase of 66.5% from the previous year.

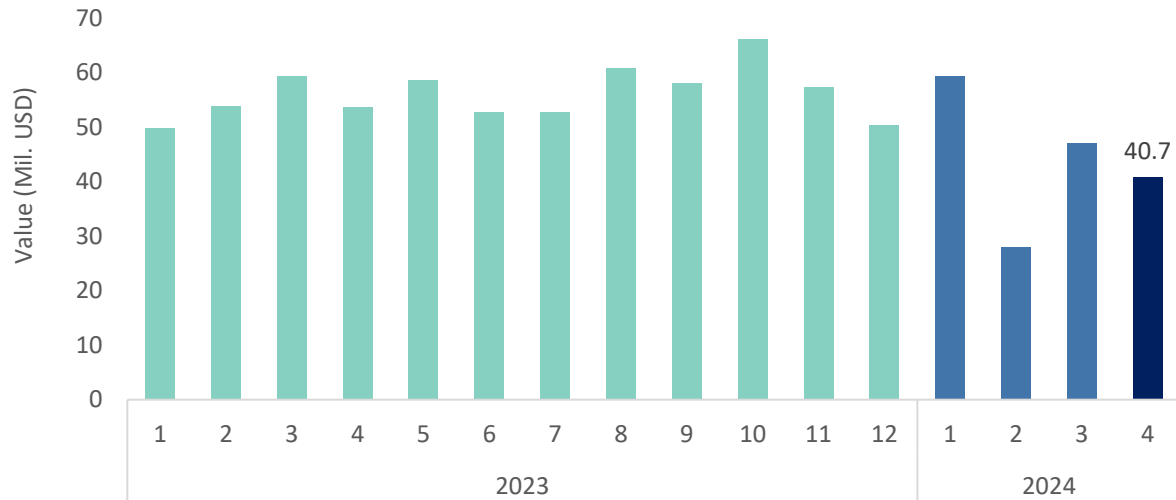
Source: Vietnambiz.vn





FISHERIES

Export value to the ASEAN, Apr-2024



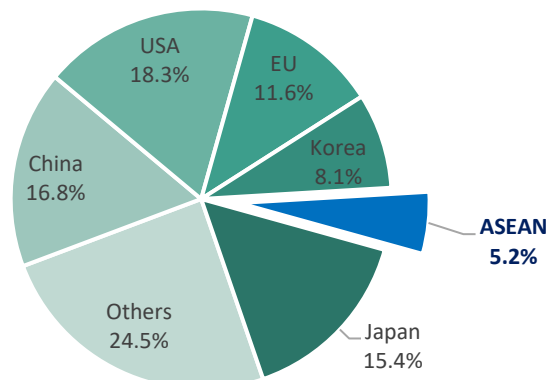
Export results to the ASEAN, Apr-2024

Value

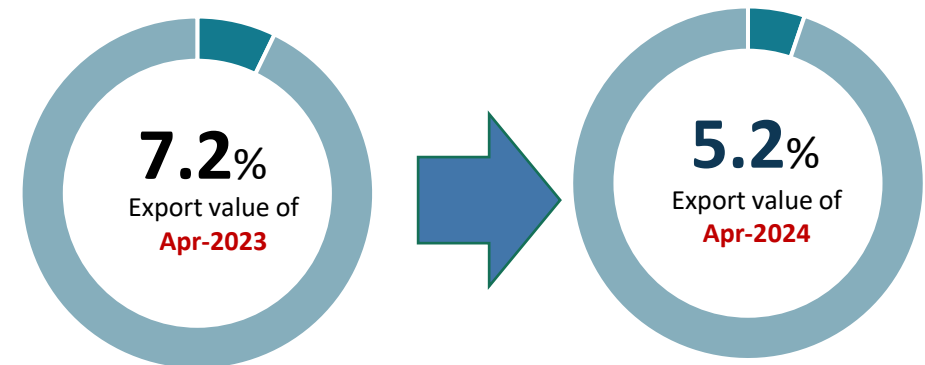
40.7 Mil.USD

- ↘ Decrease **13.5%** compared to Mar-24
- ↘ Decrease **24.0%** compared to Apr-23
- ↓ **15.5 Mil.USD** less than the monthly average rate in 2023
- ◇ Accumulated 4 months of 2024 reaches **175.2** Mil.USD and the rate is **26.0%** of the total in 2023.

Percentage of export value to the ASEAN, Apr-2024



Change in percentage of export to the ASEAN, Apr-2024

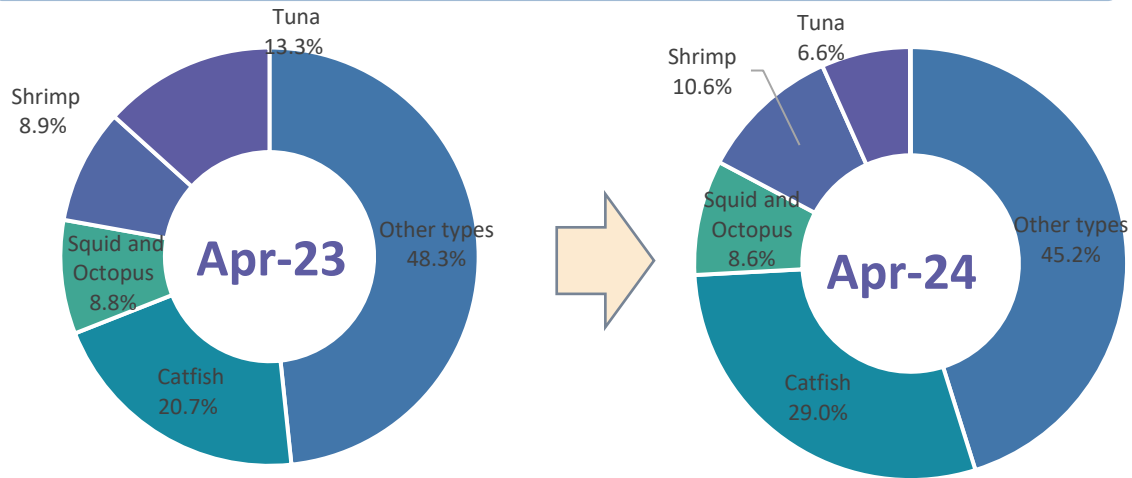


Source: Calculated from data of the General Department of Customs

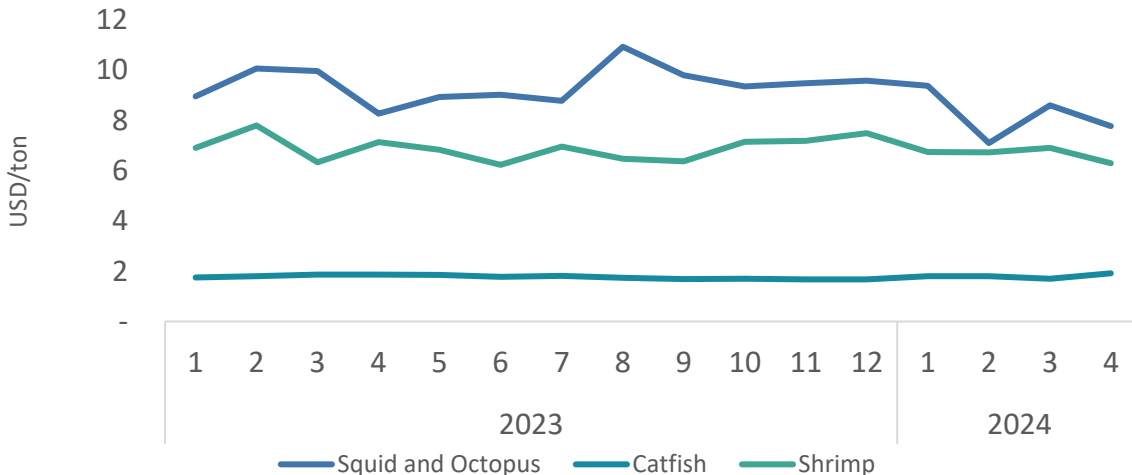


FISHERIES

Structure of exports by products to the ASEAN, Mar-2024



Average export price to the ASEAN, Mar-2024



Export results to the ASEAN, Mar-2024



Catfish

Value: **11.8** Mil.USD

Decrease 4.7% compared to Mar-24

Increase 6.0% compared to Apr-23



Squid and Octopus

Value: **3.5** Mil.USD

Decrease 43.7% compared to Mar-24

Decrease 25.8% compared to Apr-23



Shrimp

Value: **4.3** Mil.USD

Increase 17.9% compared to Mar-24

Decrease 9.6% compared to Apr-23

Squid and Octopus

The average export price in Apr-24 is **7.8** USD/kg; **Decrease 9.8%** compared to the previous month; and **Decrease 5.9%** compared to the same month of 2023.

Catfish

The average export price in Apr-24 is **1.9** USD/kg; **Increase 11.0%** compared to the previous month; and **Increase 3.2%** compared to the same month of 2023.

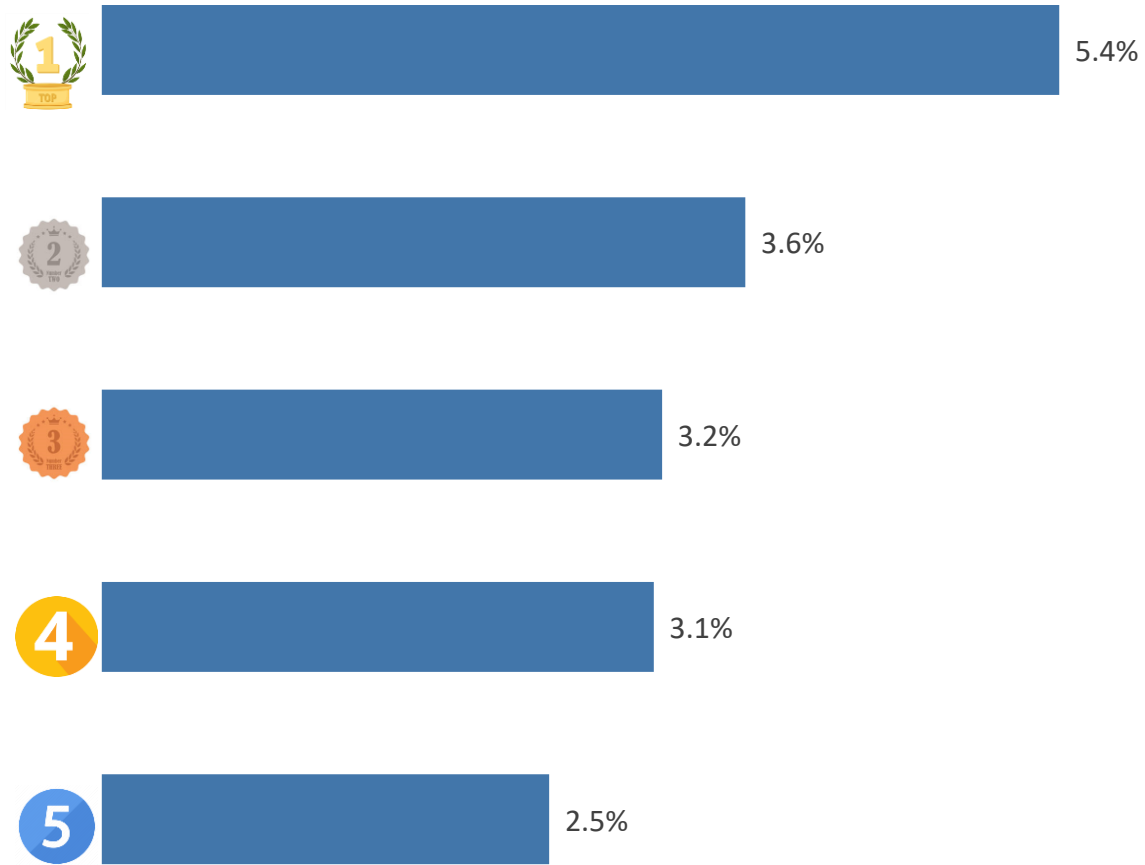
Shrimp

The average export price in Apr-24 is **6.3** USD/kg; **Decrease 8.8%** compared to the previous month; and **Decrease 11.8%** compared to the same month of 2023.

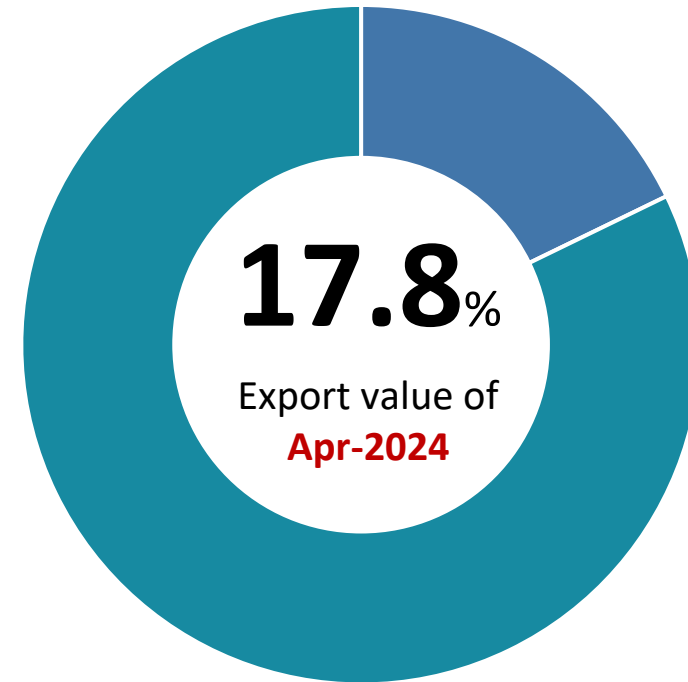


FISHERIES

TOP 5 export enterprises by value to the ASEAN, Apr-2024



Value ratio of TOP 5 export enterprises to the ASEAN, Apr-2024



01

Challenges Faced by Vietnam's Tuna Industry Due to Thai Tuna Exports to the EU

The European Union (EU) and Thailand are currently in the next round of negotiations and are moving towards signing the EU-Thailand Free Trade Agreement (ETFTA). If the FTA between the EU and Thailand is signed, Thai seafood, including tuna, could potentially access the EU market with a 0% tariff. Currently, Thai tuna exports to the EU are subject to a 24% tariff, which is the highest in the world, following Thailand's loss of tariff benefits under the EU's Generalized System of Preferences (GSP) in 2015.

At present, Thailand only exports a small amount of yellowfin tuna to the EU for processing purposes. When comparing sources of pure-origin raw materials (tuna caught by the national fleet), Vietnam has an advantage over Thailand. However, due to the small scale of its fleet, Vietnam's domestic raw material supply is insufficient to meet export production demands.

Additionally, while Thailand has been removed from the EU's yellow card warning, Vietnam has not yet achieved this. Therefore, if the ETFTA comes into effect, although the specific terms of the agreement are not yet known, it is certain that Thai tuna exports to the EU will become more favorable. This will increase the competitive pressure on Vietnamese tuna in this market.

Source: Vasep (5/2024)



02

Thailand has been removed from the list of countries using child labor in the shrimp industry by the United States.

Thai shrimp was included in the "List of Goods Produced by Child Labor or Forced Labor" by the U.S. Department of Labor (DOL) in 2009. However, the U.S. Department of Labor has proposed to remove Thai shrimp from this list on May 10th, after determining that the use of forced child labor in the Thai shrimp industry "has significantly decreased." The DOL stated that the Royal Thai Government and relevant parties have made significant efforts to address child labor and forced child labor issues across the entire shrimp industry, including in the shrimp peeling sector. In 2023, Thailand exported 27,826 tons of shrimp to the United States, which is a decrease compared to 2022, ranking fifth in terms of total volume.

Source: Vasep (5/2024)

03

Indonesia resumes the export of lobster seeds despite concerns over sustainability and trade.

The Indonesian government has decided to lift the ban on the export of lobster seeds, which was originally implemented in 2016 to prevent the overexploitation of wild lobster stocks. The Minister of Fisheries stated that this decision is based on pragmatic considerations, as law enforcement efforts have failed to effectively prevent smuggling. Initially, export permits will be granted to Vietnam in exchange for Vietnam's investment in Indonesia's lobster farming industry. Critics argue that this move will benefit Vietnam more than Indonesia, as Vietnam's more advanced lobster farming sector will generate more value from selling mature lobsters compared to Indonesia's sales of seeds.

Source: Mongabay (5/2024)






MEAT & MEAT PRODUCTS (EXPORT)

Export value to the ASEAN, Apr-2024



Export results to the ASEAN, Apr-2024



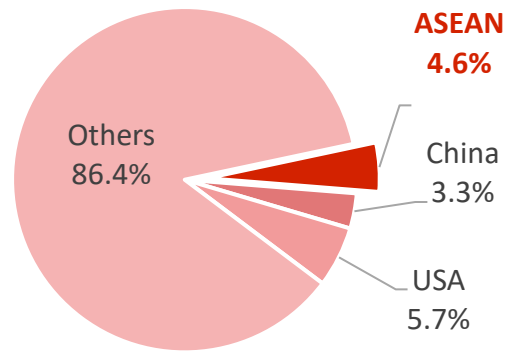
VALUE

↘ Decrease **85%** compared to Mar-24
 ↘ Decrease **80%** compared to Apr-23
 ↘ **3.4 Mil.USD** less than the monthly average rate in 2023
 ◇ Accumulated 4 months of 2024 reaches **6.8 Mil.USD** and the rate is **14.4%** of the total in 2023

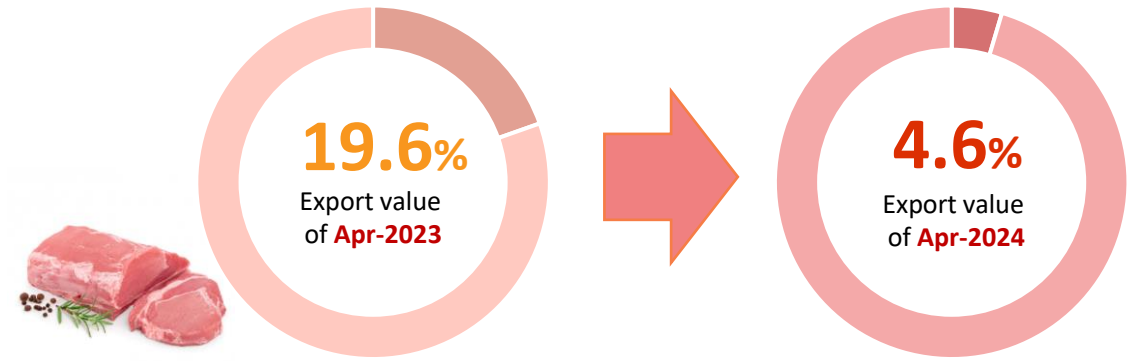
0.59

Mil.USD

Percentage of export value to the ASEAN, Apr-2024



Changes in percentage of export value to the ASEAN, Apr-2024

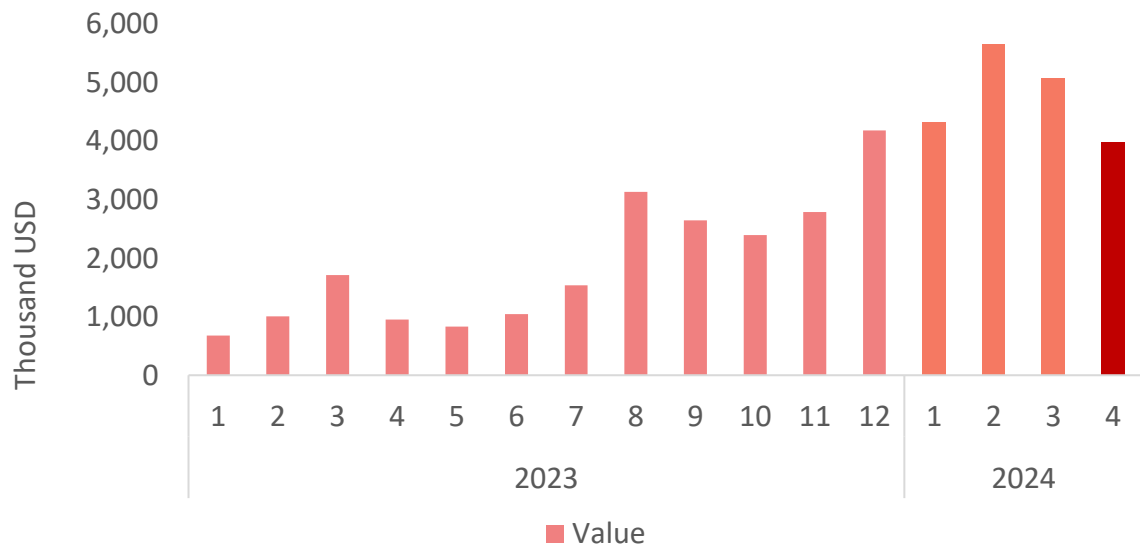


Source: Calculated from data of the General Department of Customs



MEAT & MEAT PRODUCTS (IMPORT)

Import value to the ASEAN, Apr-2024



Import results to the ASEAN, Apr-2024

VALUE



3.99

Mil.USD

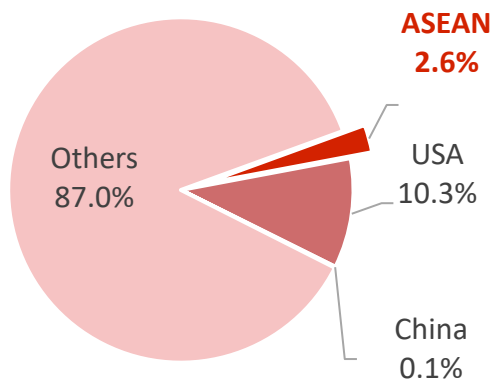
↘ Decrease **22%** so với T3/2024

↗ Increase **319%** compared to Apr-23

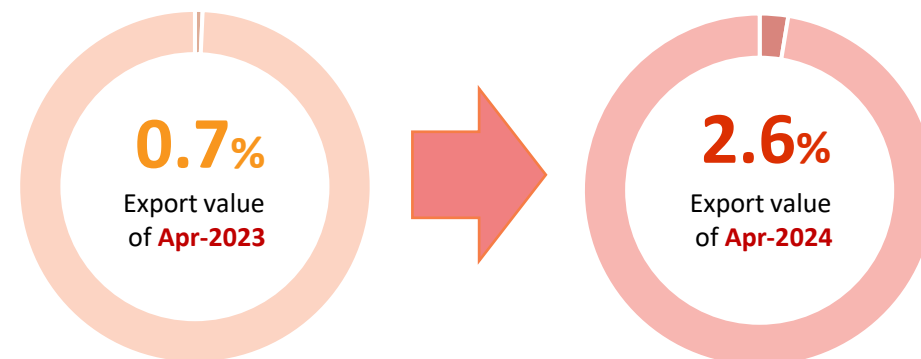
↗ **2.1 Mil.USD** more than the monthly average rate in 2023.

◇ Accumulated 4 months of 2024 reaches **19.04 Mil.USD** and the rate is **83.1%** of the total in 2023.

Percentage of import value to the ASEAN, Mar-2024



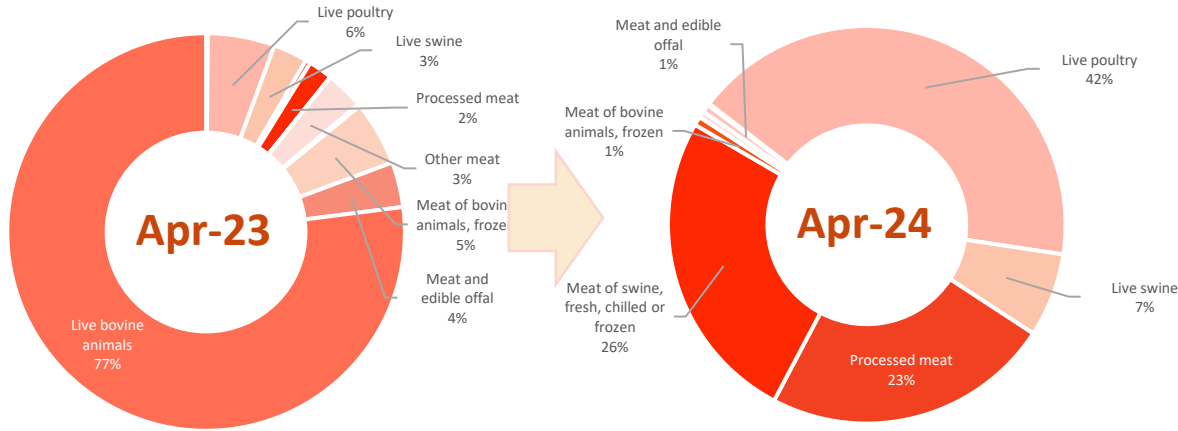
Changes in percentage of import value to the ASEAN, Apr-2024





MEAT & MEAT PRODUCTS (EXPORT)

Export value to the ASEAN, Apr-2024



Export results to the ASEAN, Apr-2024



Meat of swine, fresh, chilled or frozen

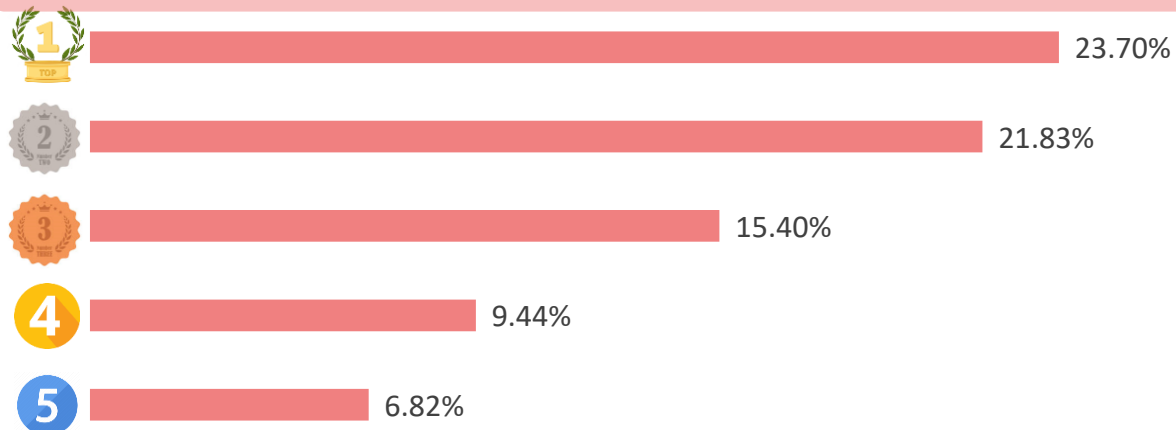
Value: **0.151** thousand USD
 Increase **123%** compared to Mar-24
 Increase **30 times** compared to Apr-23



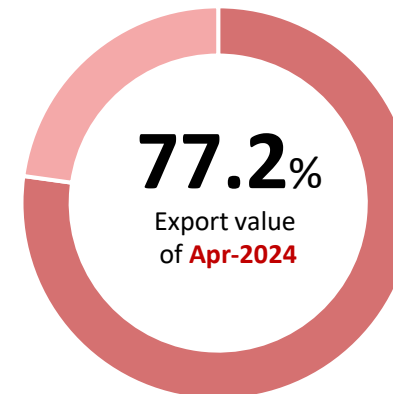
Live poultry

Value: **0.247** thousand USD
 Increase **25%** compared to Mar-24
 Increase **58%** compared to Apr-23

Percentage of export value to the ASEAN, ASEAN, Apr-2024



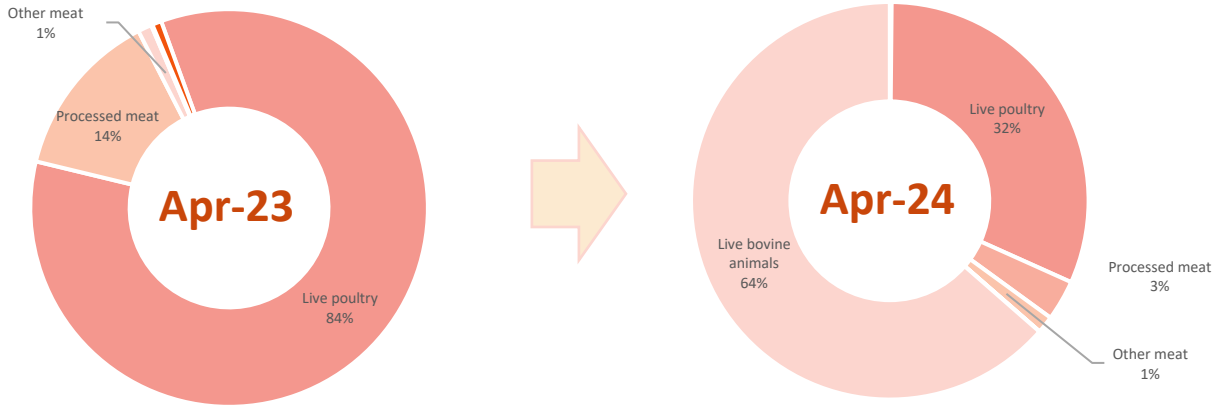
Changes in percentage of export value to the ASEAN, Apr-2024





MEAT & MEAT PRODUCTS

Structure of import value by-products to the ASEAN, Apr-2024



Export results the ASEAN, Apr-2024



Live bovine animals

Value: **2.53** Mil.USD

Decrease **10.4%** compared to Mar-24

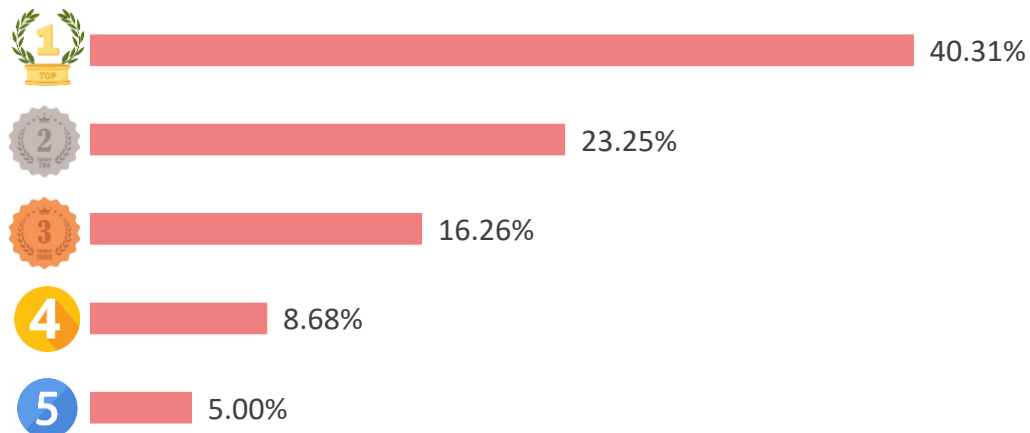


Live poultry

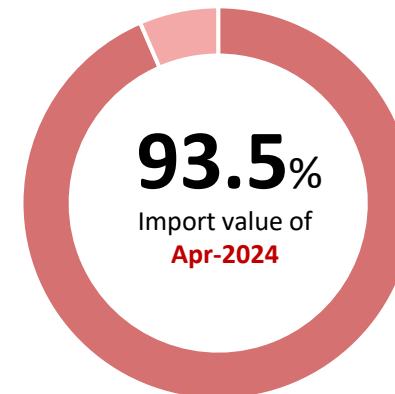
Value: **1.3** Mil.USD

Decrease **18.9** compared to Mar-24
Increase **56.9%** compared to Apr-23

Structure of import value by-products to the ASEAN, Apr-2024



Export results to the ASEAN, Apr-2024





Any comments, please send to:

INFORMATION CENTER FOR AGRICULTURE AND RURAL DEVELOPMENT
INSTITUTE OF POLICY AND STRATEGY FOR AGRICULTURE AND RURAL DEVELOPMENT

Address: *16 Thuy Khue Street, Thuy Khue Wd., Tay Ho Dist., Hanoi*

Email: thongtinhitruong@ipsard.gov.vn; info@agro.gov.vn

Website: <http://agro.gov.vn/>

