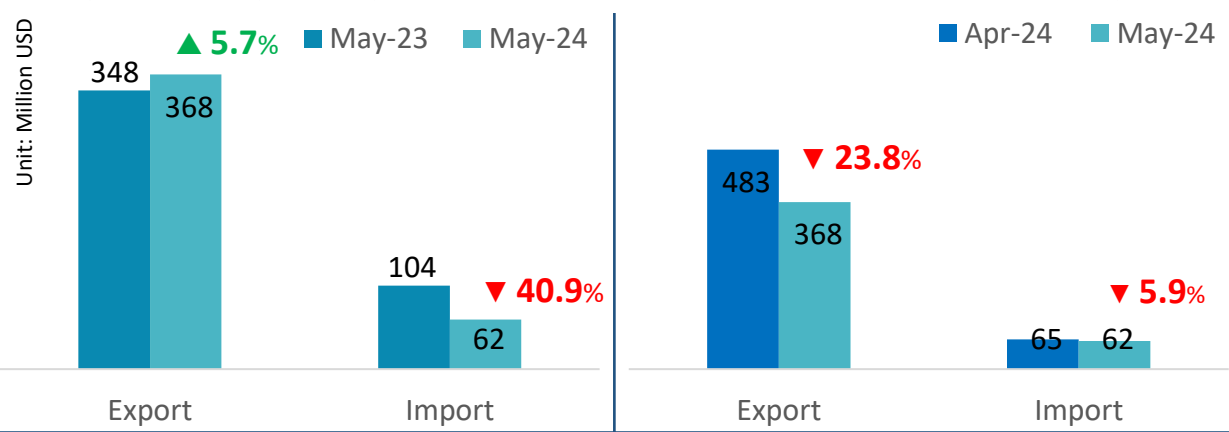


MONTHLY REPORT ON AGRI-PRODUCT EXPORT

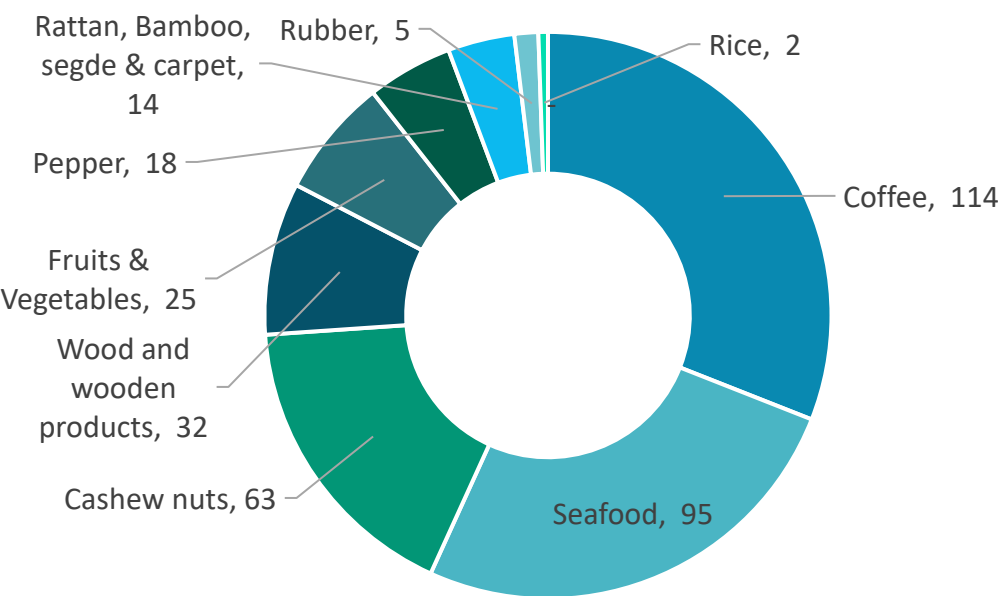
FROM VIETNAM TO **THE EU MARKET**

THE SITUATION OF AGRO-FORESTRY-FISHERY (AFF) PRODUCT EXPORT FROM VIETNAM TO THE EU IN MAY 2024

AFF product import-export turnover between Vietnam and the EU, May-2024

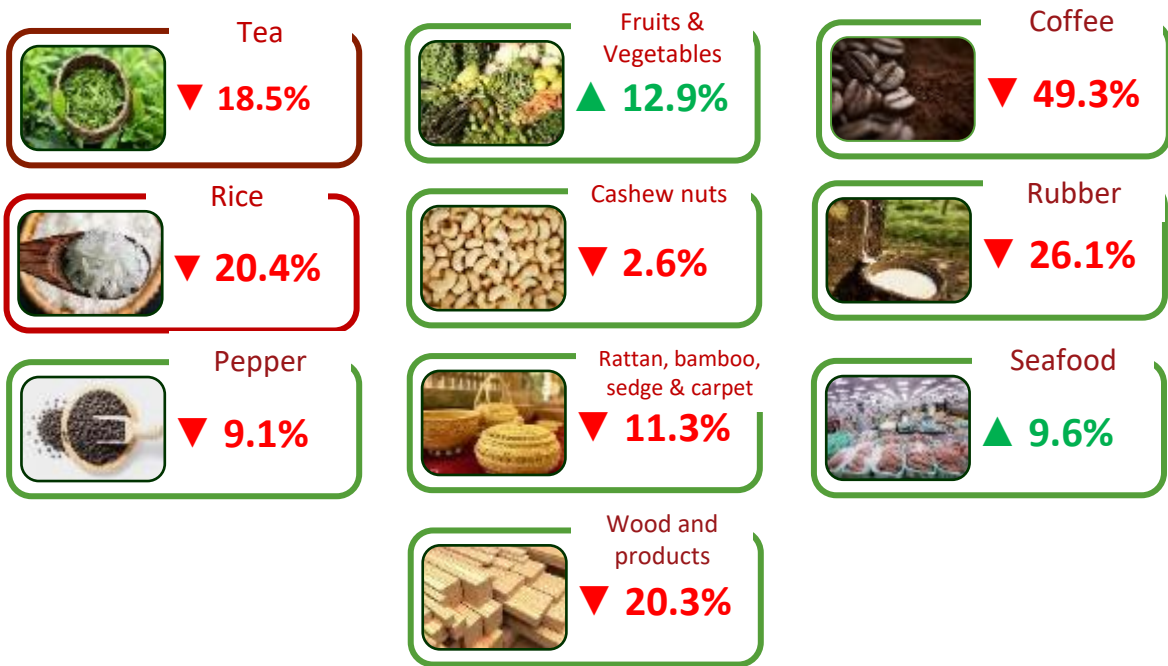


Key AFF product export value to the EU, May-2024

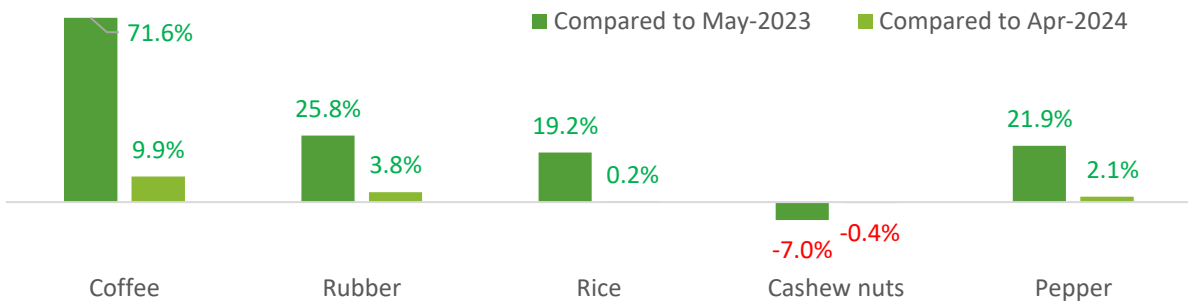


Đơn vị: mil. USD

Changes in key AFF product export value to the EU in May-2024 compared to Apr-2024



Changes in average export value of key AFF products to the EU in May-2024 compared to May-2023 and Apr-2024



Vietnamese agricultural products respond to EU market requirements


On June 23, 2023, the EU implemented the Anti-Deforestation Regulations (EUDR). As a result, the import of seven categories of products, including coffee, wood, and rubber, will be prohibited if their production

contributes to deforestation.

To export coffee, palm oil, wood, rubber, beef, cocoa, and beans to the EU, import enterprises must ensure that the products are legally sourced and do not contribute to deforestation or forest degradation, with this requirement being enforced from December 31, 2020, onwards. From June 29, 2023, when the EUDR takes effect,

large-scale importing enterprises have 18 months, and small and medium-sized enterprises have 24 months to prepare to meet the regulatory requirements. A key requirement of the EUDR is the traceability of products throughout the entire supply chain, including tracing back to the specific plots of land where these items are produced.

Source: Nhandan.vn



The Eurozone economy recorded many positive signs

The European Statistics Agency (Eurostat) announced preliminary data showing that inflation in the Eurozone in June decreased slightly.

The inflation rate in the Eurozone in June only increased by 2.5%, lower than the 2.6% increase in May. This figure shows that inflation is approaching the target of 2% - the level that the European Central Bank (ECB) considers ideal to both ensure economic growth and price stability.

Falling inflation also fueled expectations that the ECB will continue to cut interest rates more frequently and more aggressively this year, after the first slight cut in early June. Previously, in the fight against inflation, the ECB raised interest rates 10 times continuously until September 2023.

However, the core inflation rate (excluding energy and food prices), which received a lot of attention from the ECB, remained at 2.9% last

month. This will cause the ECB to continue to consider carefully in adjusting interest rates in the coming time.

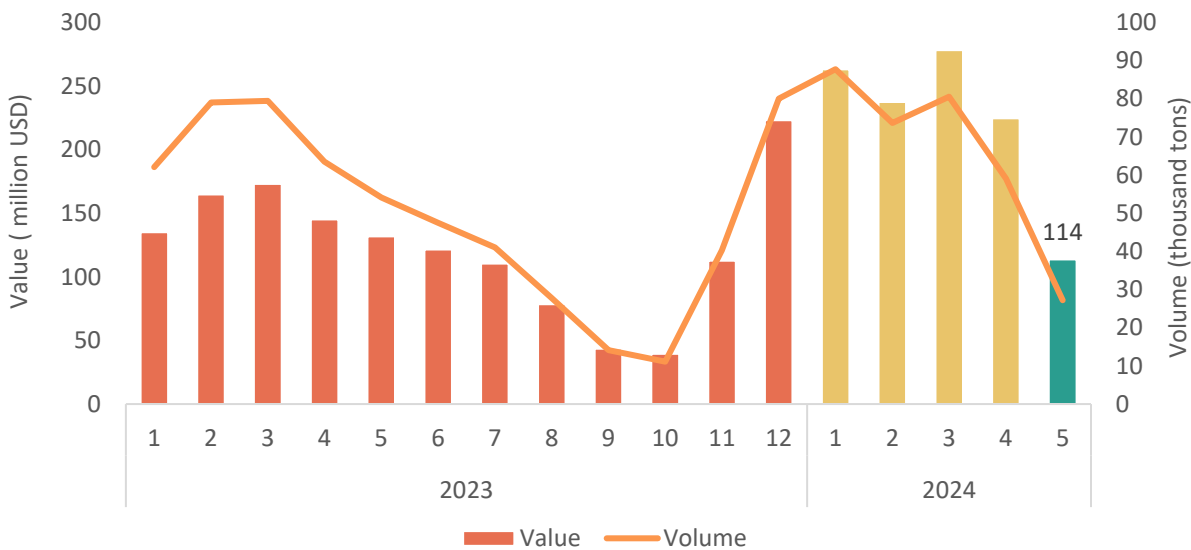
Source: Vietnamplus.vn





COFFEE

Export volume and value to the EU, May-2024



Export results to the EU, May-2024

VALUE

113.8 mil. USD

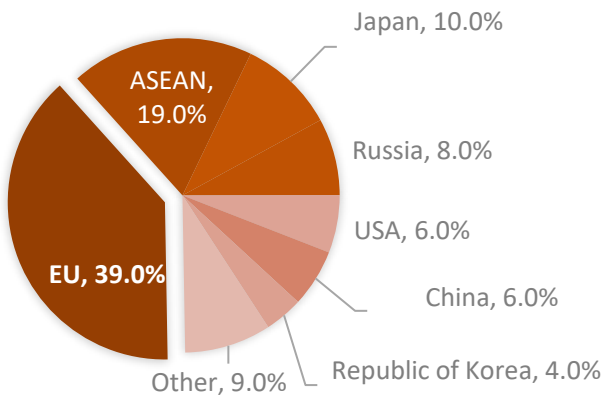
- Decrease **49.3%** compared to Apr-2024
- Decrease **54.8%** compared to May-2023
- 9.4 mil. USD less than the monthly average rate in 2023
- Accumulated 5 months of 2024 reaches **1.1 billion USD, 75.5%** of total 2023

VOLUME

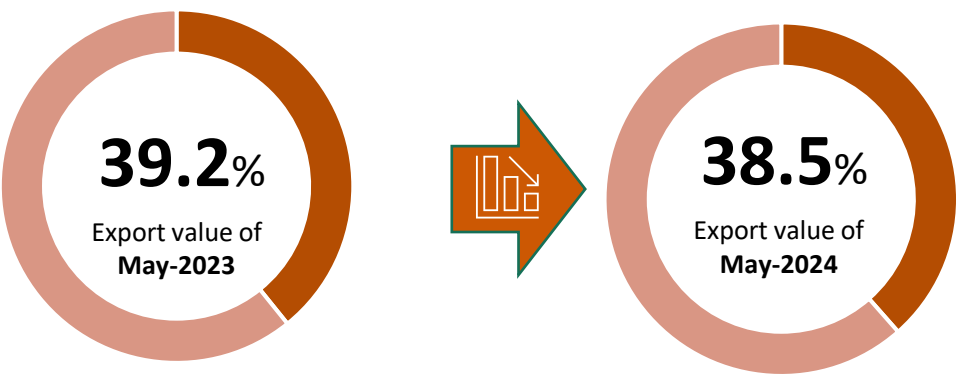
27.2 thousand tons

- Decrease **53.9%** compared to Apr-2024
- Decrease **49.6%** compared to May-2023
- 22.8 thousand tons less than the monthly average rate in 2023
- Accumulated 5 months of 2024 reaches **328.3 thousand tons, 54.7%** of total 2023

Percentage of export value to the EU, May-2024



Changes in percentage of export value to the EU, May-2024

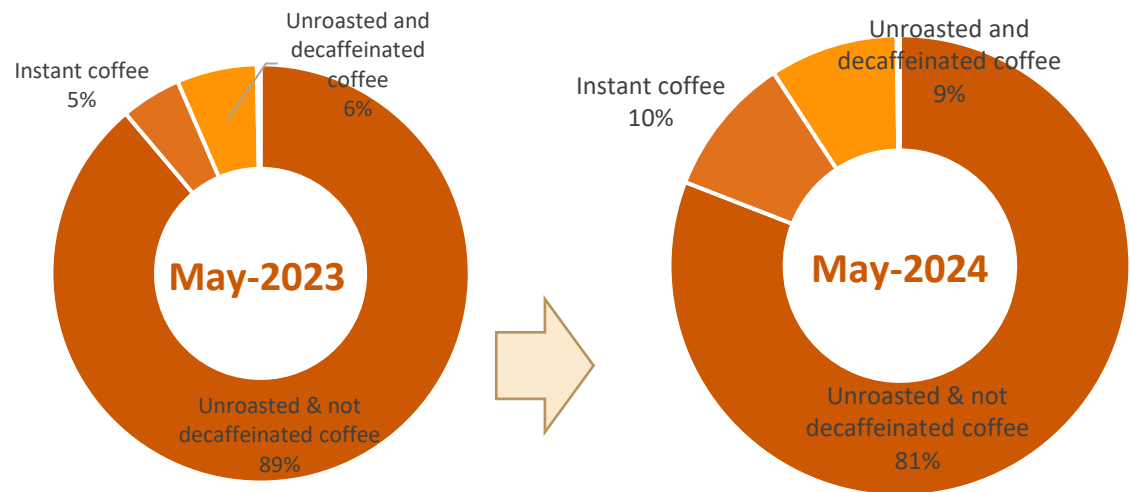


Source: Calculated from data of the General Department of Customs

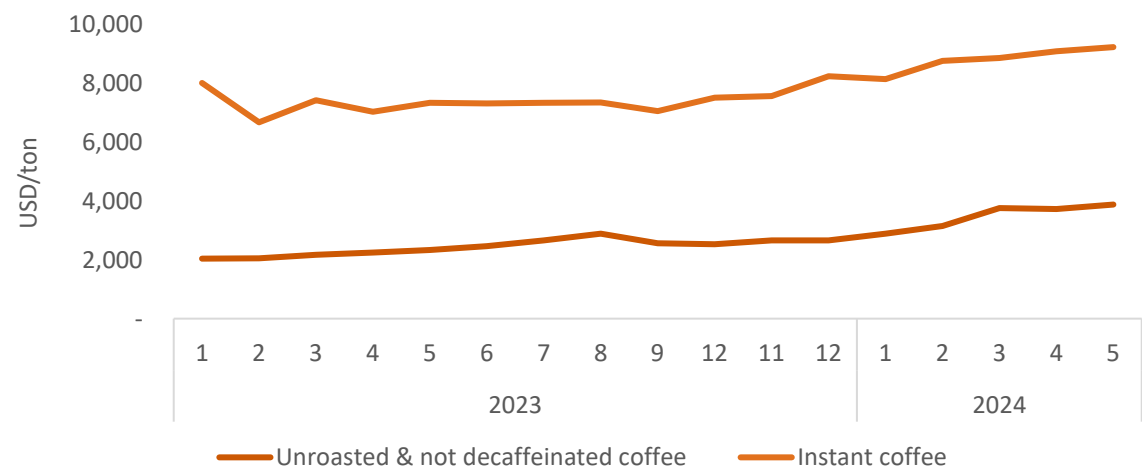


COFFEE

Structure of exports by products to the EU, May-2024



Average export price to the EU, May-2024



Source: Calculated from data of the General Department of Customs

Export results to the EU, May-2024



Unroasted & not decaffeinated coffee

Value: **92.4** mil. USD
Decrease **55.1%** compared to Apr-2024
Decrease **22.9%** compared to May-2023



Instant coffee

Value: **11.3** mil. USD
Decrease **15.3%** compared to Apr-2024
Increase **78.9%** compared to May-2023



Unroasted and decaffeinated coffee

Value: **10.3** mil. USD
Increase **39.6%** compared to Apr-2024
Increase **22.7%** compared to May-2023

Instant coffee

The average export price in May-2024 is **9.223** USD/ton; **increases 1.7%** compared to the previous month; and **increases 25.8%** compared to the same month of 2023.

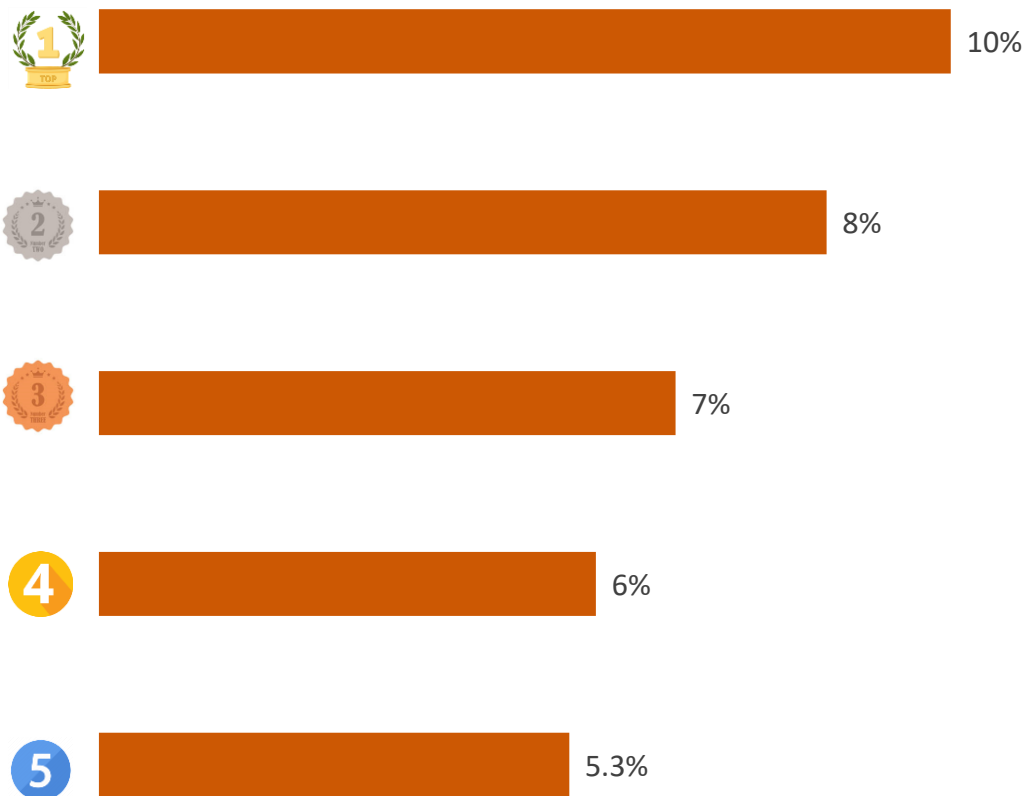
Unroasted & not decaffeinated coffee

The average export price in May-2024 is **3.877** USD/ton; **increases 4.1%** compared to the previous month; and **increases 65.8%** compared to the same month of 2023.

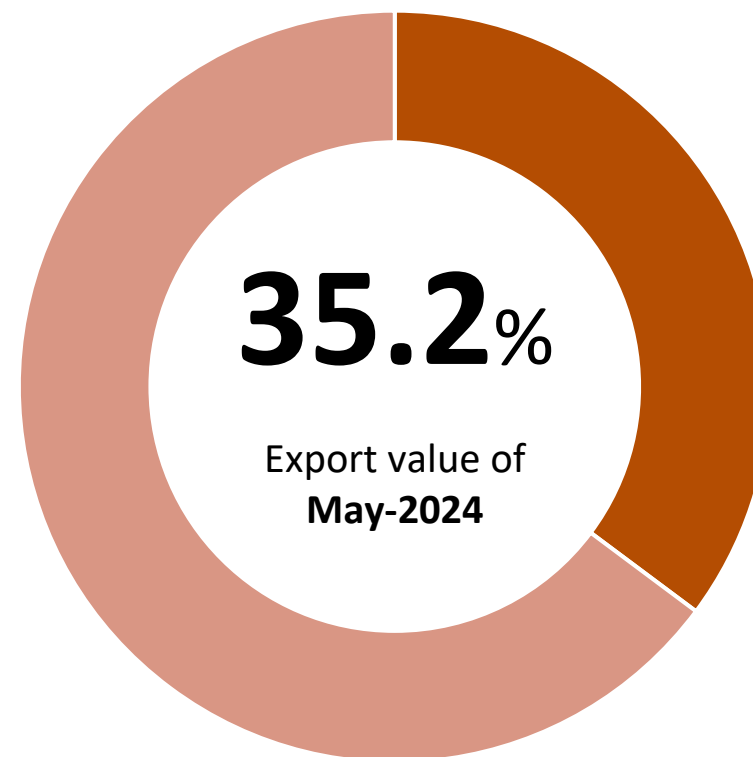


COFFEE

TOP 5 export enterprises by value to the EU, May-2024



Value ratio of TOP 5 export enterprises to the EU, May-2024





COFFEE

SPOTLIGHTS


The EU is not ready to implement the EUDR Regulation

The European Anti-Deforestation Regulation (EUDR) will officially come into effect at the end of December 2024.

This regulation mandates that European importers of coffee, cocoa, beef, soy, rubber, wood, and palm oil must prove that their supply chains do not contribute to deforestation anywhere in the world. Non-compliance with the EUDR can result in fines of up to 4% of their turnover within the EU.

However, in March 2024, during a Ministerial meeting in Brussels, Austrian Minister of Agriculture Norbert Totschnig issued a joint statement on behalf of European countries, urging the European Commission (EC) to temporarily suspend the EUDR's enforcement period. The agriculture ministers of 20 member states supported Austria's call to amend the EU Anti-Deforestation Regulation.

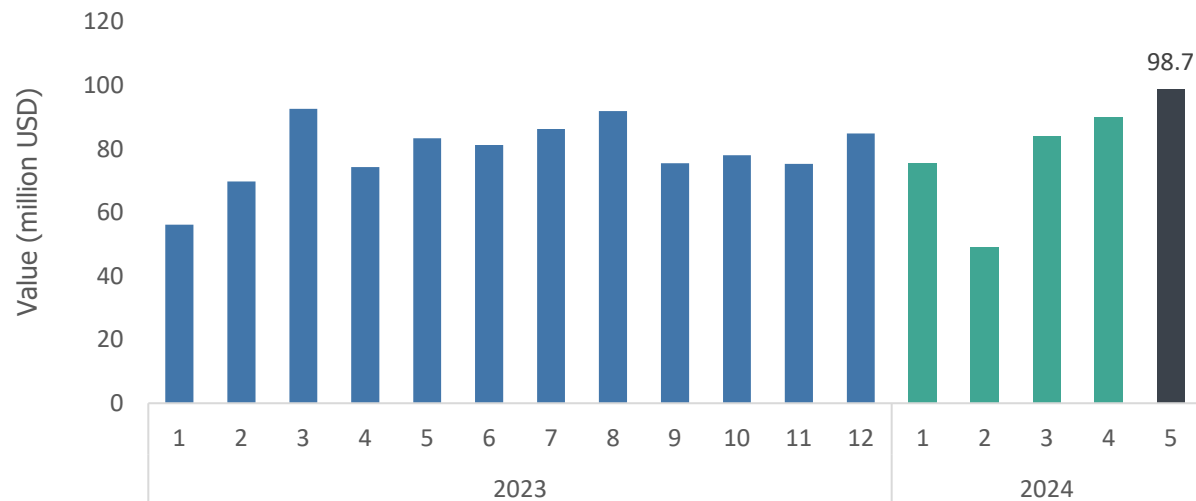
Source: nongnghiep.vn (6/2024)



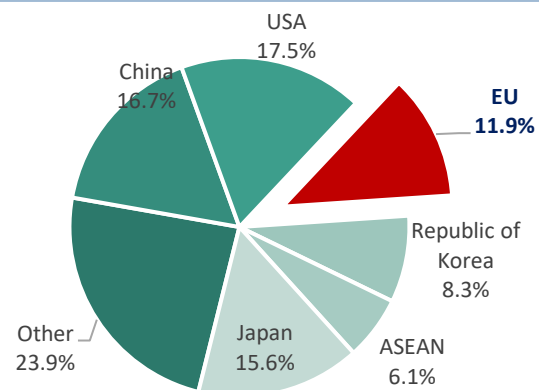


SEAFOOD

Export value to the EU, May-2024



Percentage of export value to the EU, May-2024



Export results to the EU, May-2024

VALUE

98.7 mil. USD



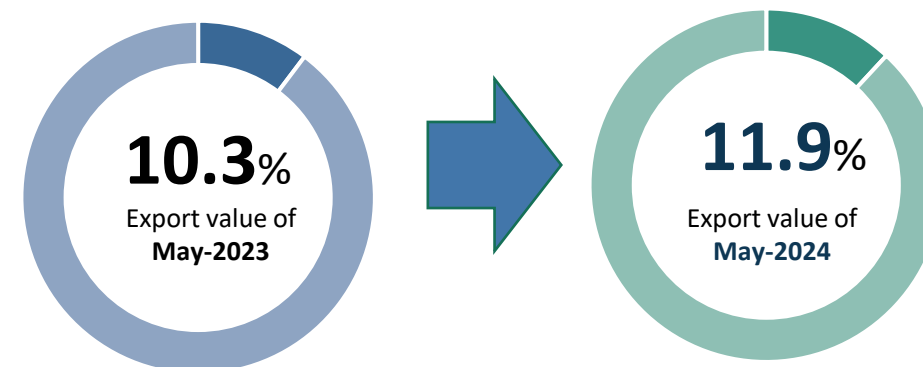
↗ Increase 9.6% compared to Apr-2024

↗ Increase 18.5% compared to May-2023

↑ 19.6 mil. USD more than the monthly average rate in 2023

❖ Accumulated 5 months of 2024 reaches 397.3 mil. USD, 41.9% of total 2023

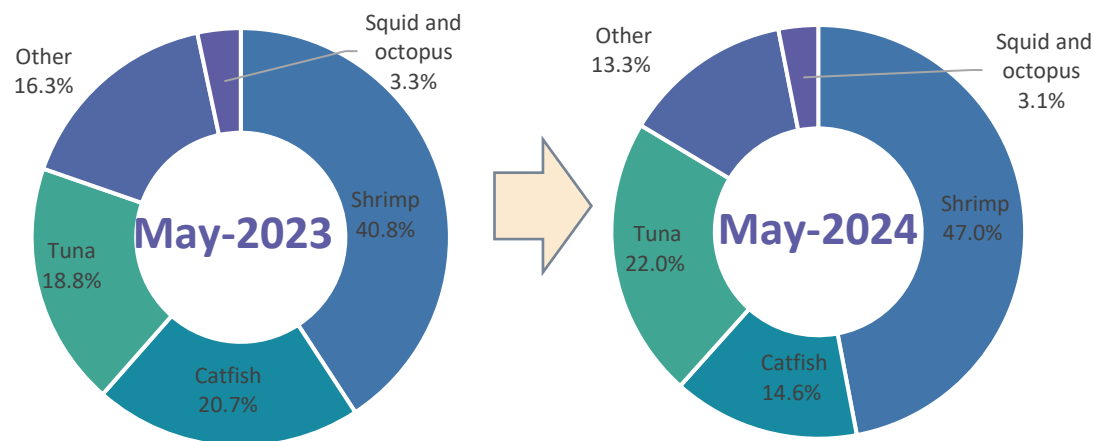
Changes in percentage of export value to the EU, May-2024



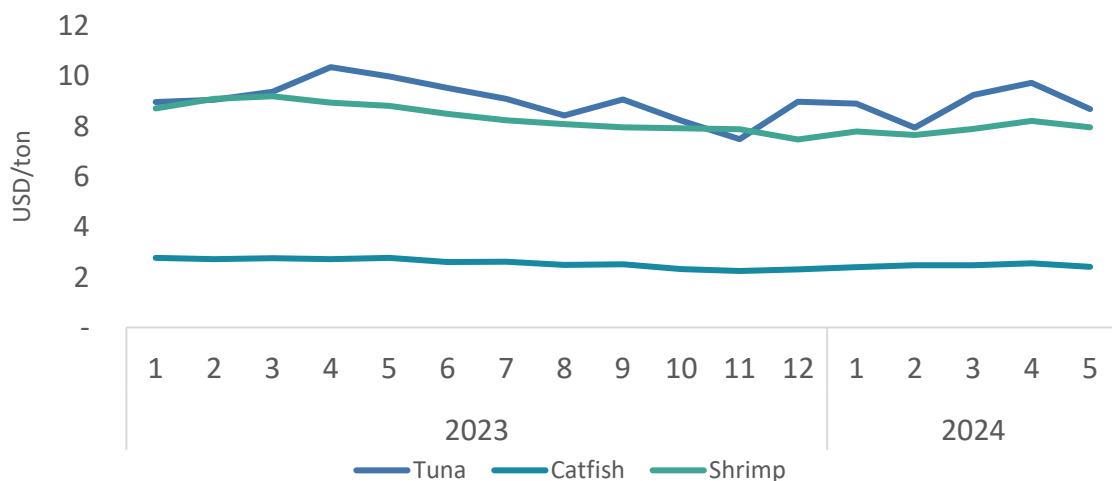


SEAFOOD

Structure of exports by products to the EU, May-2024



Average export price to the EU, May-2024



Export results to the EU, Apr-2023



Shrimp

Value: **46.4** mil. USD

Increase **22.5%** compared to Apr-2024

Increase **36.6%** compared to May-2023



Catfish

Value: **14.4** mil. USD

Decrease **16.4%** compared to Apr-2024

Decrease **16.4%** compared to May-2023



Tuna

Value: **21.7** mil. USD

Increase **21.7%** compared to Apr-2024

Increase **38.2%** compared to May-2023

Tuna

The average export price in May-2024 is **8.7** USD/kg; **decreases 10.7%** compared to the previous month; and **decreases 13.0%** compared to the same month of 2023.

Catfish

The average export price in May-2024 is **2.4** USD/kg; **decreases 5.5%** compared to the previous month; and **decreases 13.2%** compared to the same month of 2023.

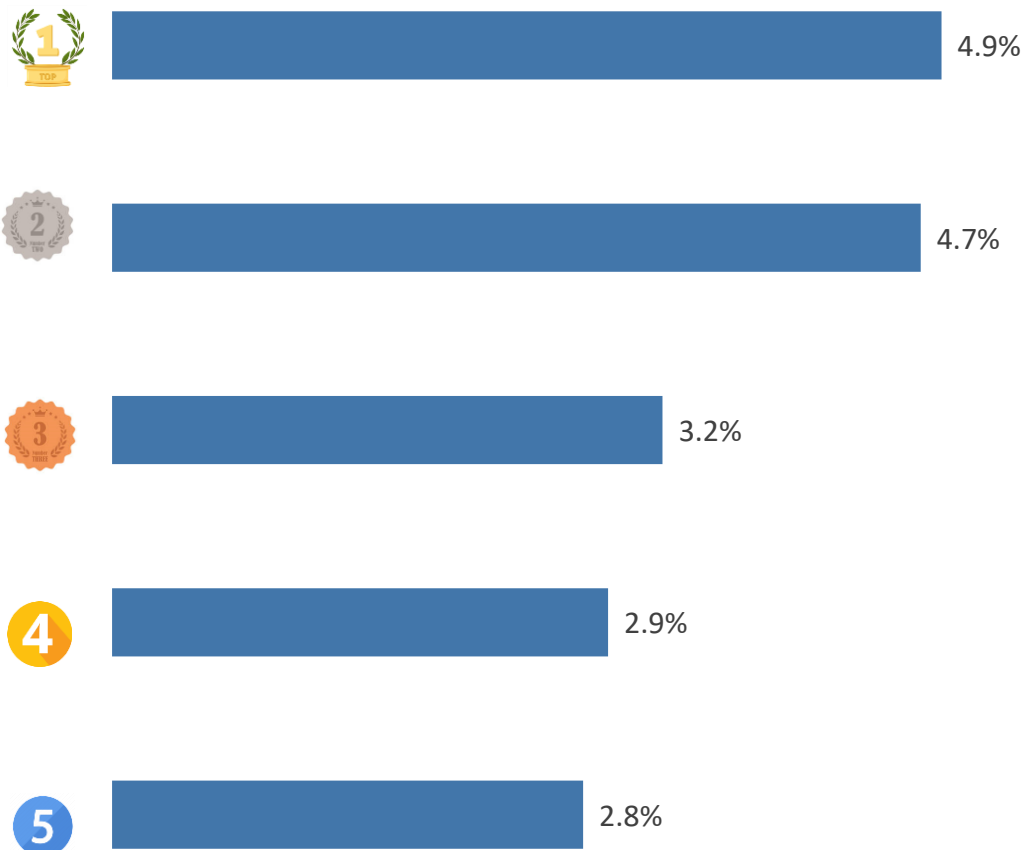
Shrimp

The average export price in May-2024 is **8.0** USD/kg; **decreases 3.2%** compared to the previous month; and **decreases 9.8%** compared to the same month of 2023.

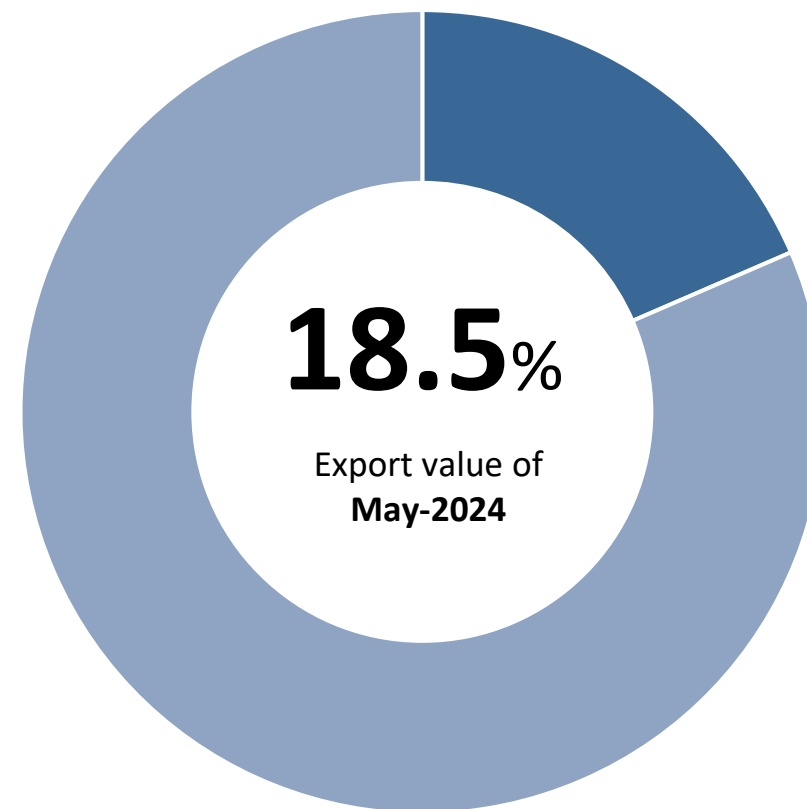


SEAFOOD

TOP 5 export enterprises by value to the EU, May-2024



Value ratio of TOP 5 export enterprises to the EU, May-2024



SPOTLIGHTS

01

EU warns of "yellow card" for Senegal

The European Commission (EC) has issued a "yellow card" to Senegal, urging the country to intensify its efforts against illegal, unreported, and unregulated (IUU) fishing activities. This action addresses significant deficiencies in Senegal's monitoring and control system, including the oversight of fishing vessels flying the Senegalese flag in international waters and the regulation of foreign fishing vessels at Dakar port. Additionally, illegal export activities from Senegal to the EU market were identified, undermining the reliability of the country's origin traceability system.

The EC has initiated an official dialogue with Senegal, committing to assist the country in resolving these issues. While this decision does not impose any trade measures, failure to comply could result in Senegal receiving a "red card," leading to a ban on seafood exports to the EU.

Source: Vasep (6/2024)





WOOD AND WOODEN PRODUCTS

Export value to the EU, May-2024



Export results to the EU, May-2024

VALUE



32

mil. USD

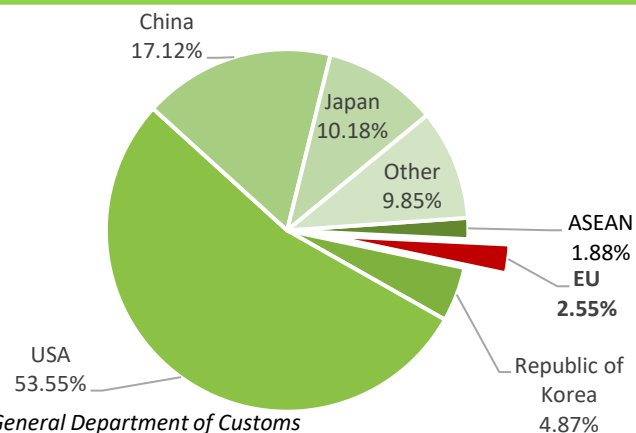
↘ Decrease **20.3%** compared to Apr-2024

↗ Increase **20.0%** compared to May-2023

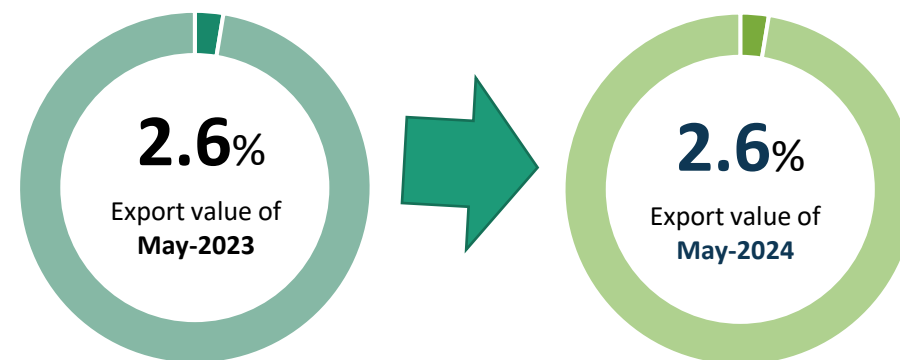
↘ **3.2 mil. USD** less than the monthly average rate in 2023

❖ Accumulated 5 months of 2024 reaches **224.2** mil. USD, **52.7%** of total 2023

Percentage of export value to the EU, May-2024




Changes in percentage of export value to the EU, May-2024





WOOD AND WOODEN PRODUCTS

Structure of exports by products to the EU, May-2024



Export results to the EU, May-2024



Plywood

Value: **1.1** mil. USD

Decrease **25%** compared to Apr-2024

Increase **34%** compared to May-2023



Veneer

Value: **0.3** mil. USD

Decrease **9%** compared to Apr-2024

Decrease **21%** compared to May-2023



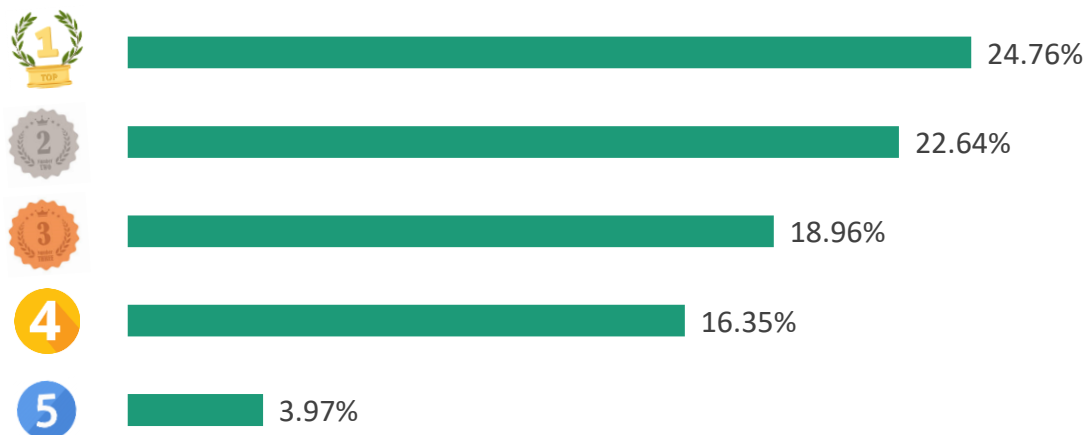
Wooden planks

Value: **0.3** mil. USD

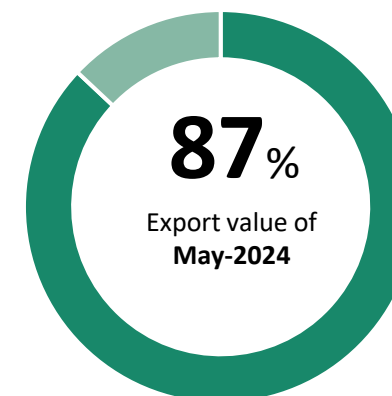
Increase **60%** compared to Apr-2024

Increase **79%** compared to May-2023

TOP 5 export enterprises by value to the EU, May-2024



Value ratio of TOP 5 export enterprises to the EU, May-2024





SPOTLIGHTS

According to a report by Holzmarktinfo, in the first quarter of 2024, the revenue of Germany's sawmill industry decreased by 17% over the same period last year to 100 million EUR. However, softwood prices in most regions were relatively stable.

In the first quarter of 2024, German hardwood lumber exports decreased by 1% to 130,000 m³ compared to the same period last year. The main import markets were China with 25,000 m³, up 10% over the same period last year, and the United States with 14,000 m³.

German furniture exports in the first quarter of 2024 are estimated to reach 2 billion EUR, down nearly 9% over the same period last year. Exports to France fell by 11%, Switzerland by 14%, Austria by 20%, the Netherlands by 11%, the United Kingdom by 3.5% and Belgium by 13.5%.

Source: Globalwood



FRUITS AND VEGETABLES (EXPORT)

Export volume and value to the EU, May-2024



Export results to the EU, May-2024



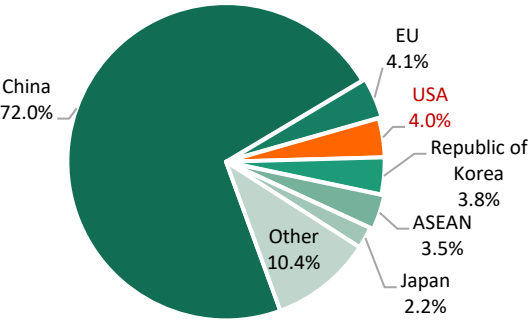
Increase **12.9%** compared to Apr-2024

Increase **8.3%** compared to May-2023

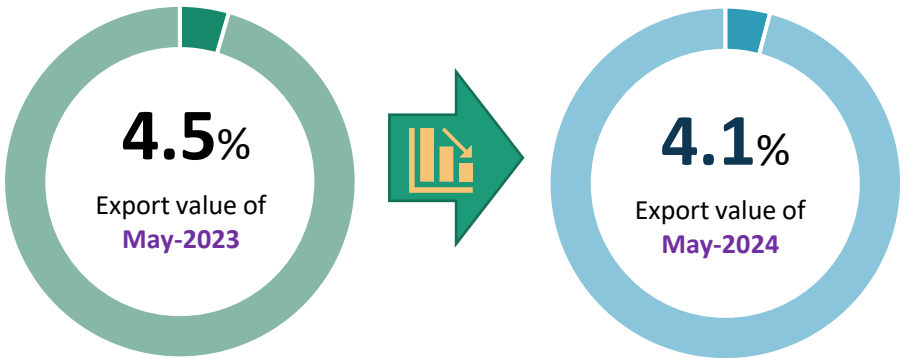
7.1 mil. USD more than the monthly average rate in 2023

Accumulated 5 months of 2024 reaches **132 mil. USD**, **44.6%** of total 2023

Percentage of export value to the EU, May-2024



Changes in percentage of export value to the EU, May-2024

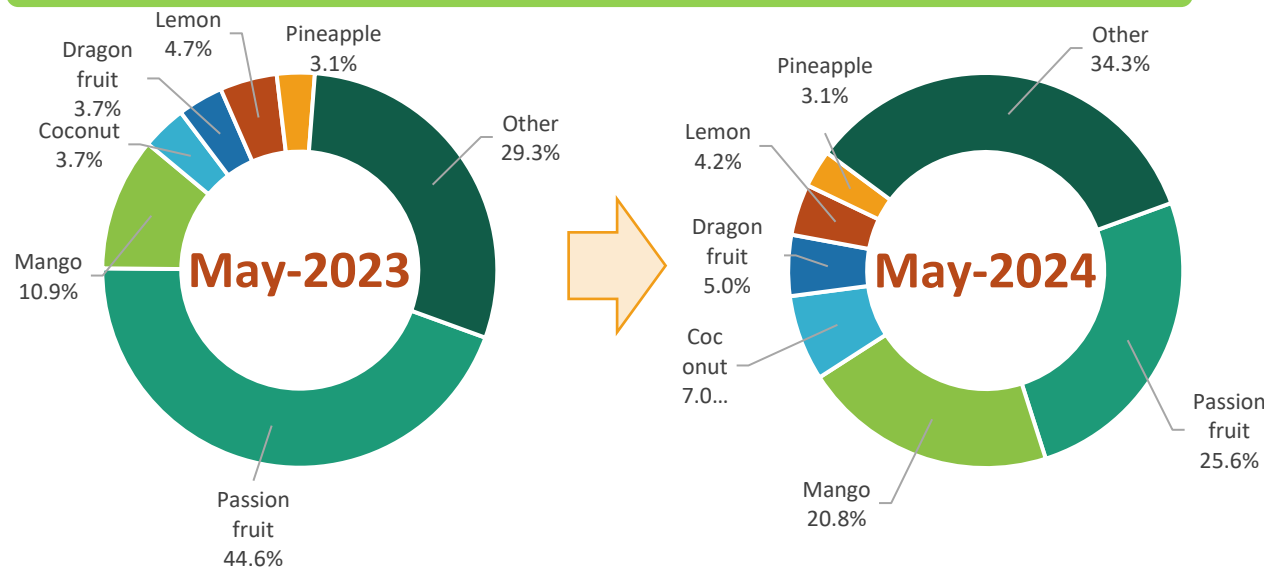


Source: Calculated from data of the General Department of Customs



FRUITS AND VEGETABLES (EXPORT)

Structure of exports by products to the EU, May-2024



Export results of some main products to the EU, May-2024



Passion fruit

Value: **8.1** mil. USD
 Increase **6.8%** compared to Apr-2024
 Decrease **37.7%** compared to May-2023



Mango

Value: **6.6** mil. USD
 Increase **9.8%** compared to Apr-2024
 Increase **106.8%** compared to May-2023



Coconut

Value: **2.2** mil. USD
 Decrease **4.6%** compared to Apr-2024
 Increase **107.3%** compared to May-2023



Lemon

Value: **1.6** mil. USD
 Increase **30.4%** so compared to Apr-2024
 Increase **15.4%** compared to May-2023



Dragon fruit

Value: **1.3** mil. USD
 Decrease **8.6%** compared to Apr-2024
 Increase **21.5%** compared to May-2023



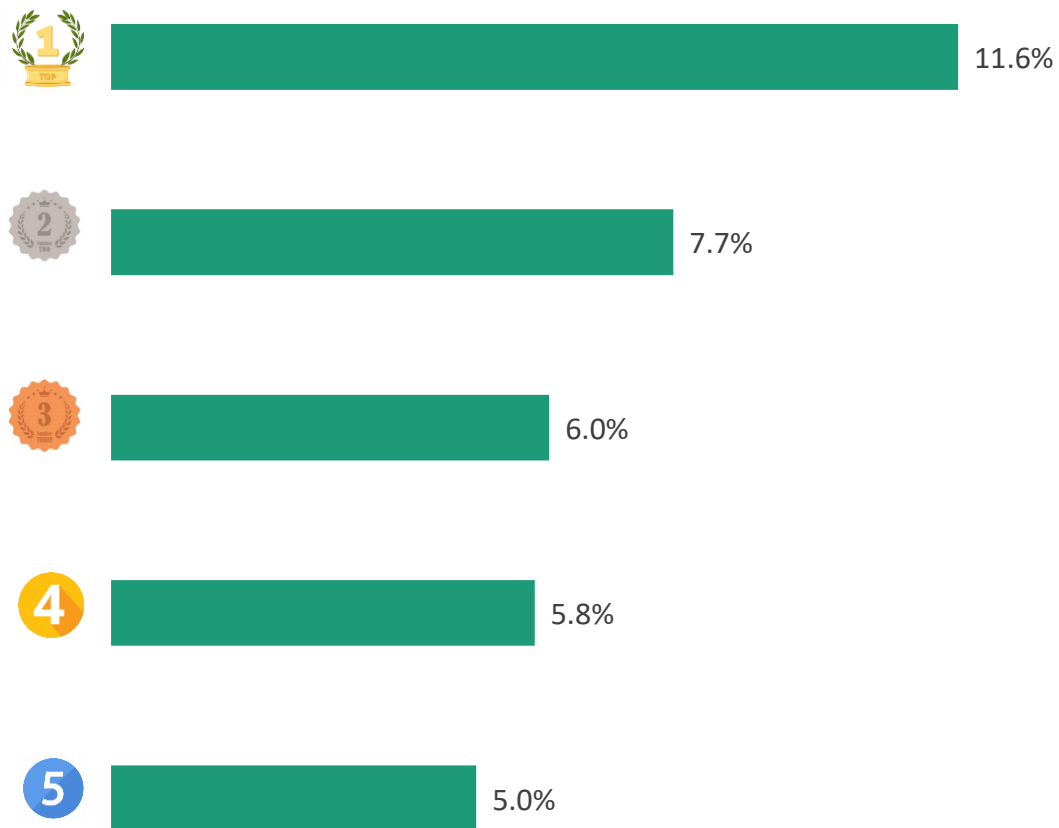
Pineapple

Value: **0.97** mil. USD
 Decrease **11.8%** compared to Apr-2024
 Increase **6.9%** compared to May-2023

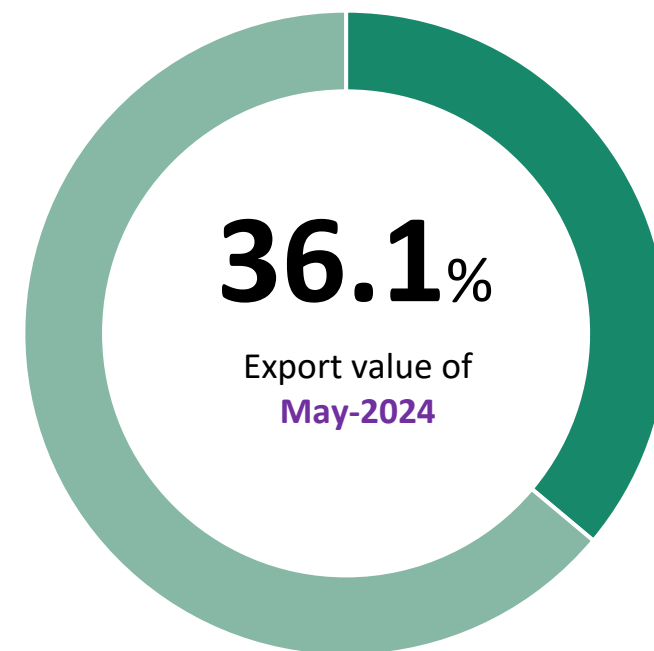


FRUITS AND VEGETABLES (EXPORT)

TOP 5 export enterprises by value to **the EU, May-2024**



Value ratio of TOP 5 export enterprises to **the EU, May-2024**





FRUITS AND VEGETABLES (IMPORT)

Import volume and value from the EU, May-2024



Import results from the EU, May-2024

VALUE

4.1

mil. USD



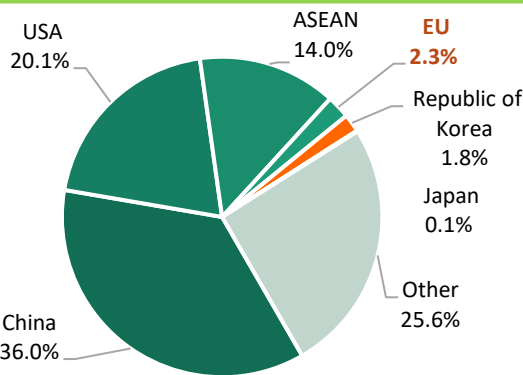
Increase **15.9%** compared to Apr-2024

Decrease **30.3%** compared to May-2023

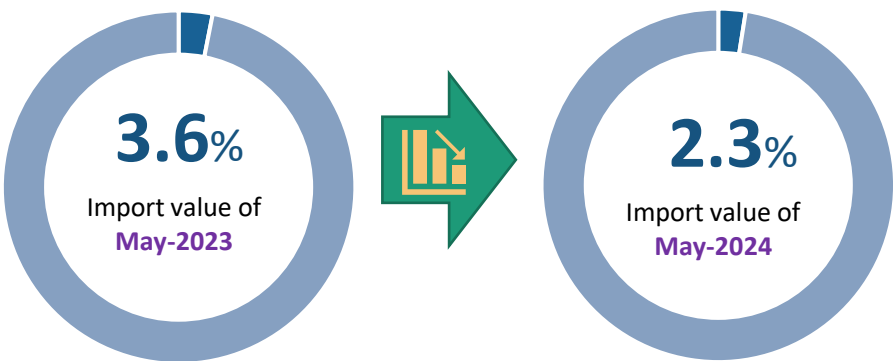
0.54 mil. USD less than the monthly average rate in 2023

Accumulated 5 months of 2024 reaches **20.7 mil. USD**, **37.4%** of total 2023

Percentage of import value from the EU, May-2024



Changes in percentage of import value from the EU, May-2024

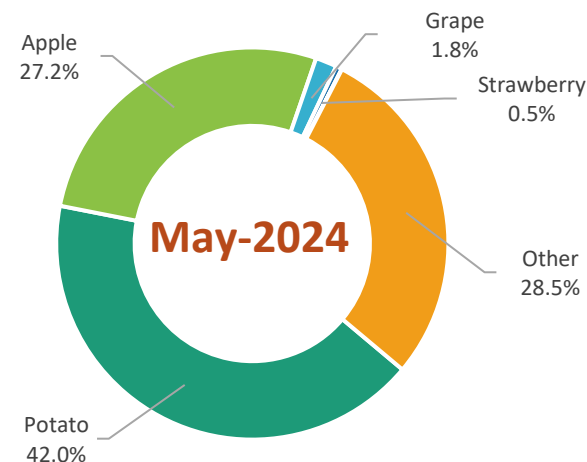
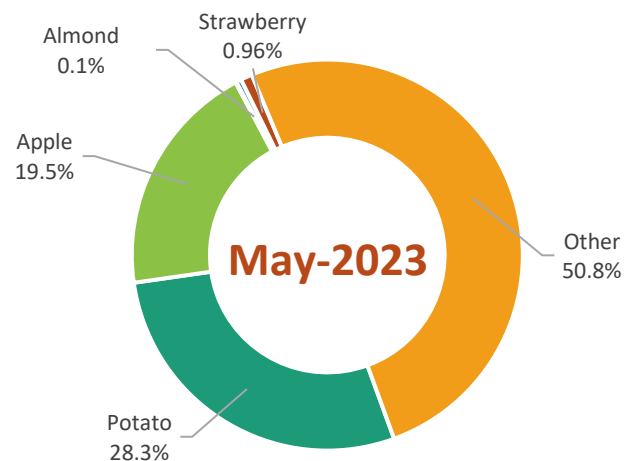


Source: Calculated from data of the General Department of Customs



FRUITS AND VEGETABLES (IMPORT)

Structure of imports by products from the EU, May-2024



Import results of some main products from the EU, May-2024



Potato

Value: **1.7** mil. USD

Decrease **4.2%** compared to Apr-2024

Increase **3.5%** so compared to May-2023



Apple

Value: **1.1** mil. USD

Increase **37.3%** compared to Apr-2024

Decrease **2.7%** compared to May-2023



Grape

Value: **71.7** thousand USD

Increase **87.8%** compared to Apr-2024

Increase **193.5%** compared to May-2023

SPOTLIGHTS

Lithuania implemented a ban on agricultural imports from Russia and Belarus

Since June 3, Lithuania has implemented a ban on importing certain types of agricultural products from Russia and Belarus. The list of agricultural and feed products originating from Russia and Belarus includes more than 2800 items, including vegetables, fruits, spices, etc. The duration of the specified ban is set until May 2, 2025.

Source: Freshplaza.com

The EU imported more than 543,000 tons of fresh oranges

By the end of May 2024, the total amount of fresh oranges imported into the EU (from October 2023 - May 2024) amounted to 543,111 tons. The main import market was Egypt (383,372 tons), followed by South Africa (106,286 tons), Türkiye (18,138 tons), Zimbabwe (7,170 tons), etc.

Source: Agfstorage.blob.core.windows.net

Greece: Fruit and vegetable imports increased sharply

In the first 5 months of 2024, Greece's total fruit and vegetable imports reached 383,324 tons, an increase of 23.26% over the same period last year. Of which, potato imports reached 195,572 tons (an increase of 37.39%), mainly from Egypt, Cyprus, France, and Germany. Banana imports reached 117,569 tons (up 10.82%), mainly from Ecuador, Costa Rica, and Colombia. Onion imports reached 8,239 tons of onions (down 56.73%), mainly from Austria, the Netherlands, Egypt, Germany, Peru, etc.

Source: Freshplaza.com



SPOTLIGHTS

EU asks WTO to consult on Colombia's compliance in frozen fries dispute

The EU has initiated proceedings against Colombia for not adhering to the rulings of the WTO Panel and the Appellate Arbitration concerning anti-dumping duties on frozen fries imported from Belgium, the Netherlands, and Germany. The EU contends that Colombia established and/or exaggerated dumping margins using methods that are incompatible with WTO regulations.

Source: Freshplaza.com

EU apple production expected to decrease by 6.3%

EU apple production for the 2023/24 crop year is projected to decline by 6.3% to 11.1 million tons, which is 3.6% below the recent 5-year average. This decrease is attributed to unfavorable weather conditions that have adversely affected the yield and quality of apples. Approximately 7.1 million tons of apples are expected to be consumed fresh, a 5.7% decrease from the previous period, while 4.1 million tons are anticipated to be used for processing, down 5.2%.

Source: Agfstorage.blob.core.windows.net



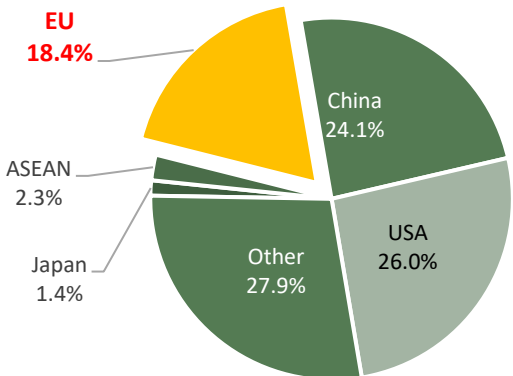


CASHEW NUTS

Export volume and value to the EU, May-2024



Percentage of export value to the EU, May-2024



Export results to the EU, May-2024

VALUE

64.1 mil. USD

⬇️ Decrease **2.6%** compared to Apr-2024

⬇️ Decrease **2.3%** compared to May-2023

⬆️ **3.8 mil. USD** more than the monthly average rate in 2023

❖ Accumulated 5 months of 2024 reaches **301 mil.USD**, **39%** of total 2023

VOLUME

11.5 thousand tons

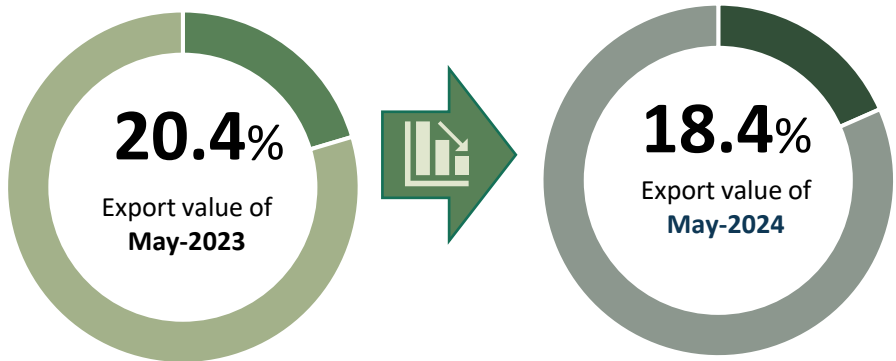
⬇️ Decrease **2.6%** compared to Apr-2024

⬆️ Increase **4.2%** compared to May-2023

⬆️ **1.3 thousand tons** more than the monthly average rate in 2023

❖ Accumulated 5 months of 2024 reaches **56 thousand tons**, **41%** of total 2023

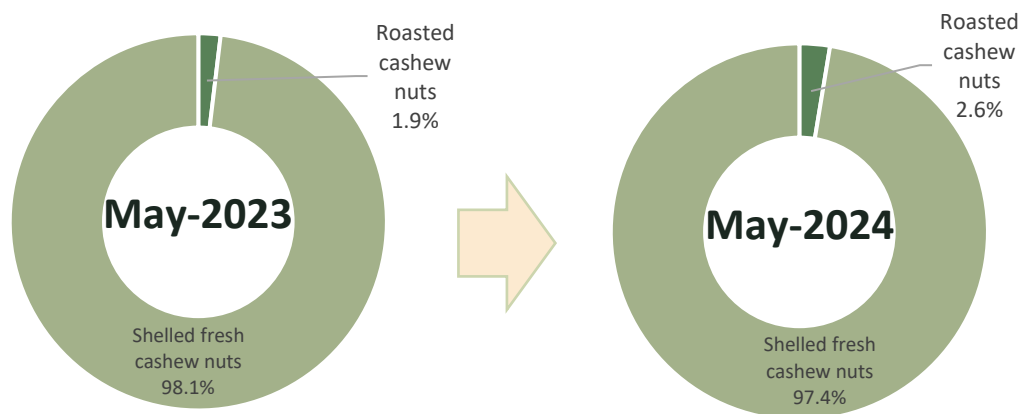
Changes in percentage of export value to the EU, May-2024



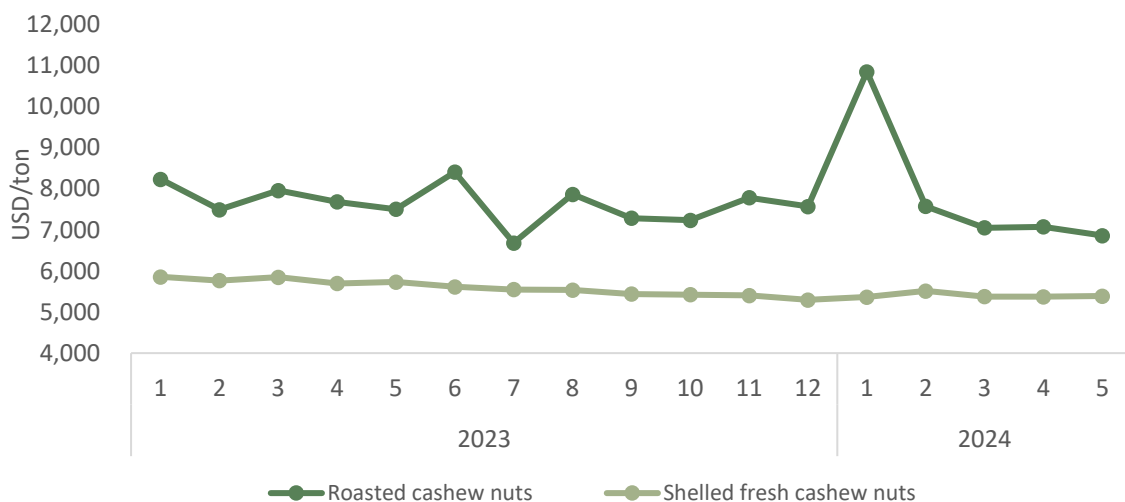


CASHEW NUTS

Structure of exports by products to the EU, May-2024



Average export price to the EU, May-2024



Export results to the EU, May-2024



Shelled fresh cashew nuts

Value: **66.2** mil. USD

Decrease **3.1%** compared to Apr-2024

Decrease **3.0%** compared to May-2023



Roasted cashew nuts

Value: **1.8** mil. USD

Increase **23%** compared to Apr-2024

Increase **34%** compared to May-2023

Shelled fresh cashew nuts

The average export price in May-2024 is **5.390** USD/ton; **increases 0.3%** compared to the previous month; and **decreases 6%** compared to the same month of 2023.

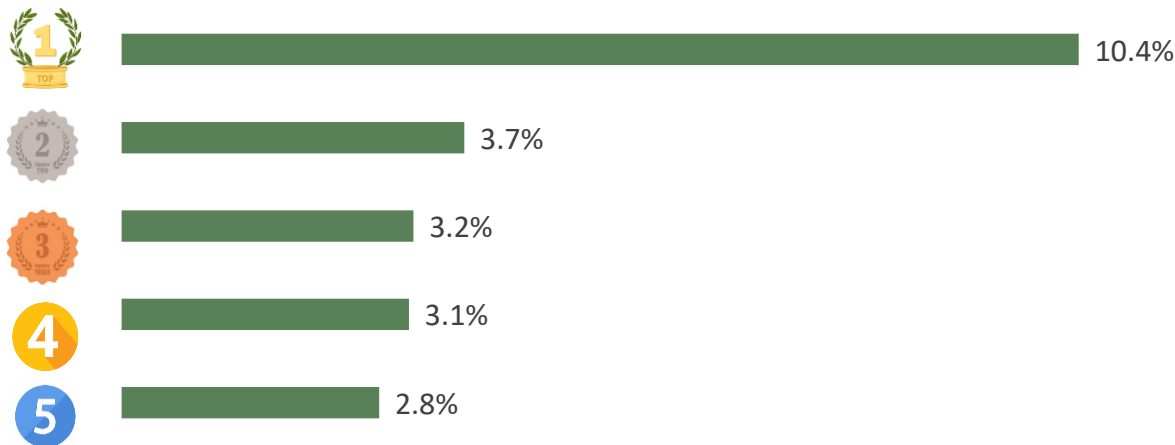
Roasted cashew nuts

The average export price in May-2024 is **6.859** USD/ton; **decreases 3.1%** compared to the previous month; and **decreases 8.5%** compared to the same month of 2023.



CASHEW NUTS

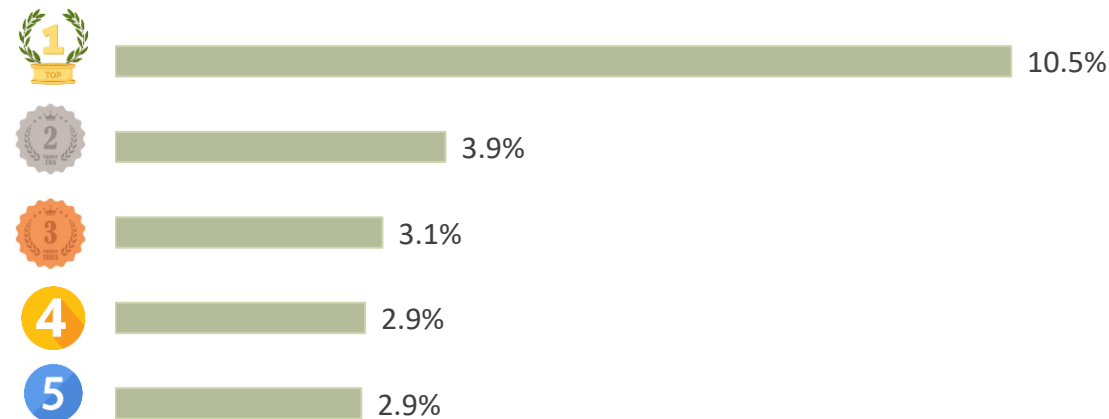
TOP 5 export enterprises by value to **the EU, May-2024**



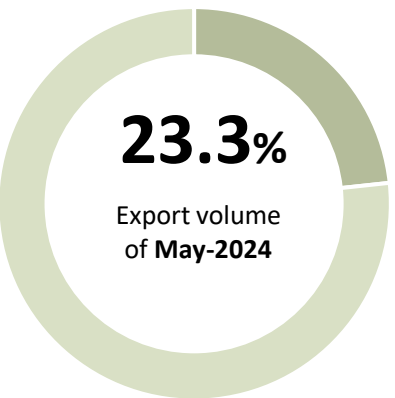
Value ratio of TOP 5 export enterprises to **the EU, May-2024**



TOP 5 export enterprises by volume to **the EU, May-2024**



Volume ratio of TOP 5 export enterprises to **the EU, May-2024**



Source: Calculated from data of the General Department of Customs

CASHEW NUTS

SPOTLIGHTS



According to data from the European Statistics Agency (Eurostat), in the first 3 months of 2024, France imported cashew nuts (HS 080131 and 080132) from the non-EU markets reaching 3.9 thousand tons, worth 12.5 million USD, down 35% in volume and 37% in value compared to the same period last year.

In the first 3 months of 2024, France mainly imported cashew nuts from non-EU markets such as Vietnam (accounting for 50.3% of France's cashew import market share from non-EU markets), Ivory Coast (48%), UAE (0.9%), Ghana (0.3%) and India (0.3%).

Source: The European Statistics Agency (Eurostat)





Any comments. please send to:

INFORMATION CENTER FOR AGRICULTURE AND RURAL DEVELOPMENT
INSTITUTE OF POLICY AND STRATEGY FOR AGRICULTURE AND RURAL DEVELOPMENT

Address: 16 Thuy Khue Street. Thuy Khue Wd.. Tay Ho Dist.. Hanoi

Email: thongtinhitruong@ipsard.gov.vn; info@agro.gov.vn

Website: <http://agro.gov.vn/>

