

Volume: July-2024



**MONTHLY REPORT ON
AGRI-PRODUCT EXPORT**

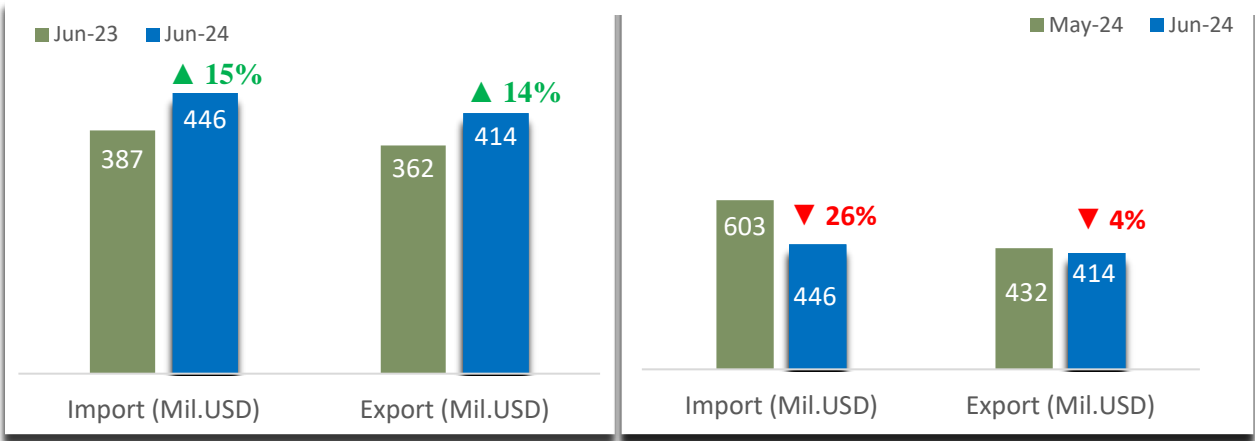
**FROM VIETNAM TO
ASEAN MARKET**

Prepared by: **AGRO@NFO**

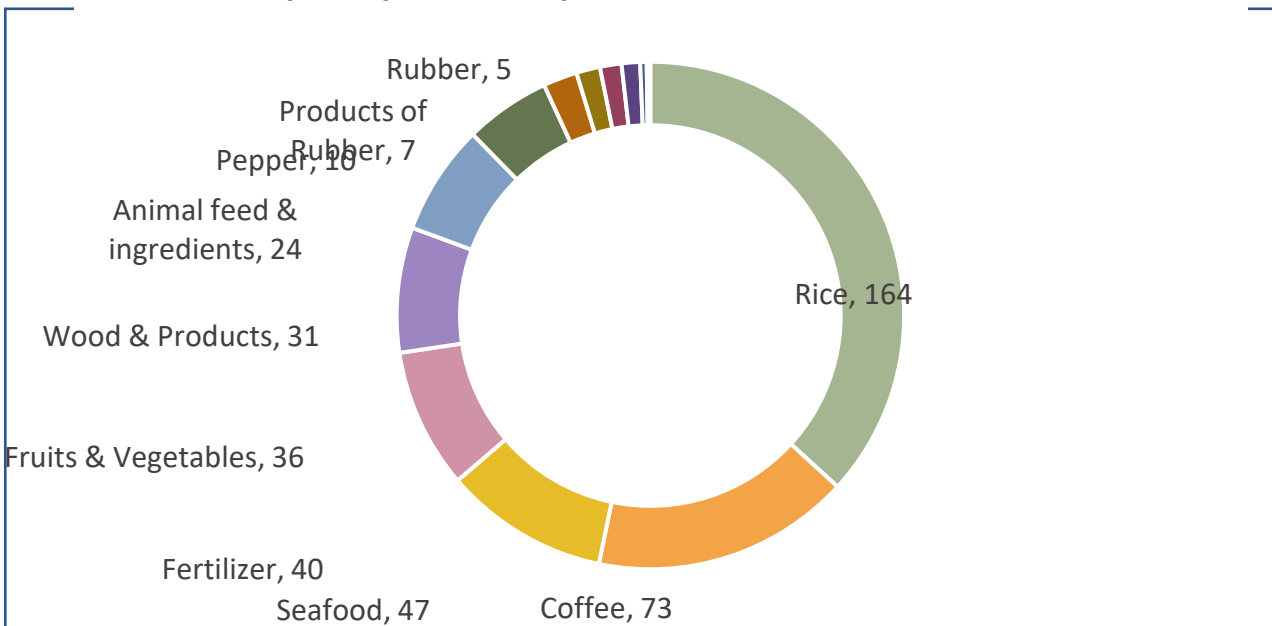


THE SITUATION OF AGRO-FORESTRY-FISHERY (AFF) PRODUCT EXPORT FROM VIETNAM TO ASEAN IN JUNE 2024

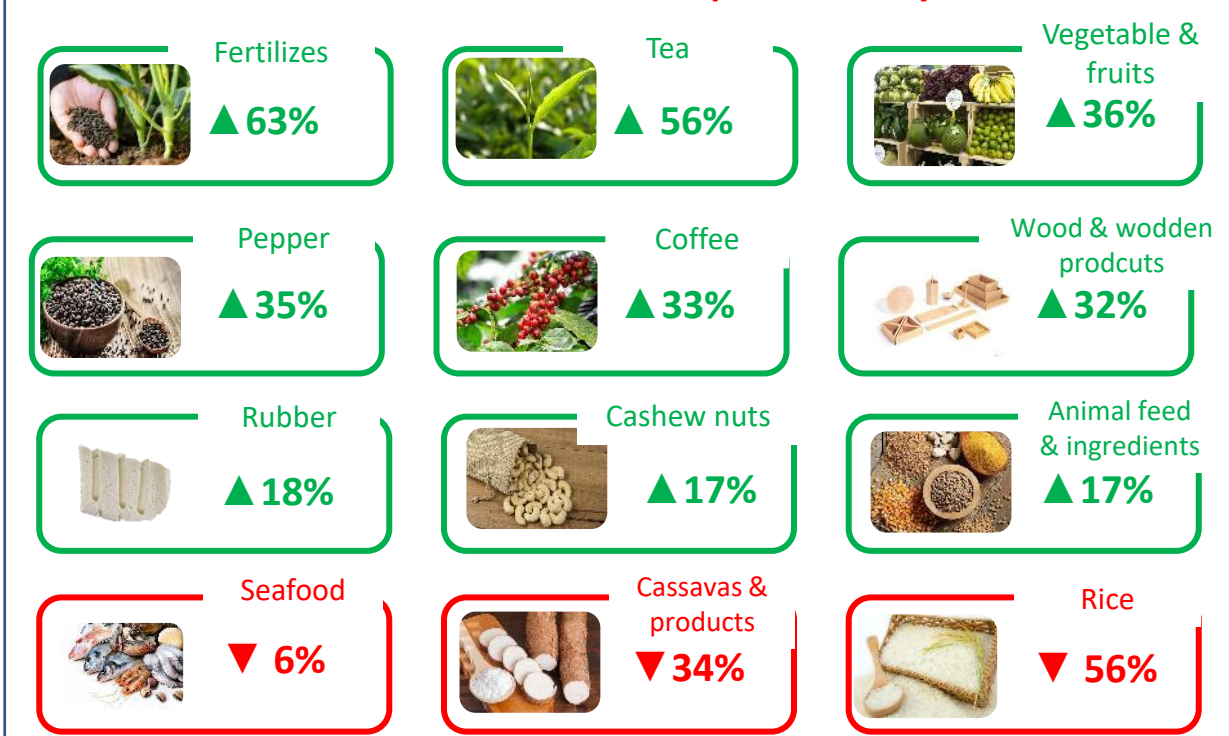
AFF product import-export turnover between Viet Nam and ASEAN, June 2024



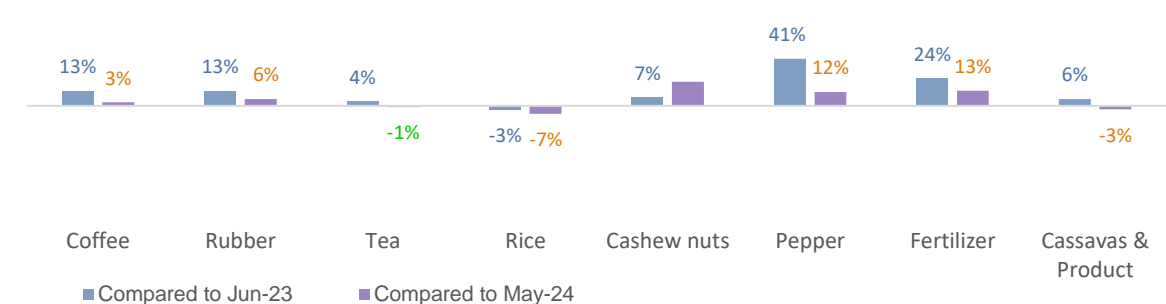
Key AFF product export value to ASEAN, June 2024



Changes in key AFF product export value to ASEAN in June 2024 compared to May 2024



Changes in average export value of key AFF products to ASEAN in Jun-24 compared to Jun-23 and compared to May-24



Source: Calculated from data of the General Department of Customs

Unit:Mil. USD



Asia Economic Cooperation Forum 2024



Vietnam, Cambodia boost forestry cooperation

Asia Economic Cooperation Forum 2024

The 2nd Asia Economic Community Forum 2024 will be held on September 28, 2024, at the Kuala Lumpur Capital Center, Malaysia. This is the key annual event that is hosted rotationally among countries in the region, attracting numerous businesses from Vietnam, Malaysia, Singapore, and Hong Kong (China), covering sectors such as digital transformation, high-tech agriculture, import-export, and logistics.

This forum provides an opportunity for enterprises from Vietnam and other countries to meet, share experiences, and explore investment collaboration, thereby enhancing their brand value.



Source: aseanvietnam.vn

Vietnam, Cambodia boost forestry cooperation

The 27th ASEAN Senior Officials on Forestry (ASOF 27) Meeting is organized in Indonesia from July 18-19, according to the Department of Forestry under the MARD.

At the event, the Vietnamese delegation has a meeting with the Cambodian counterpart and signed a Memorandum of Understanding (MoU) on bilateral cooperation in forestry for the 2024 – 2029 period. The key areas of collaboration include information and sharing experience; promoting investment in forestry, and timber trade; scientific research, training, and capacity building; forest protection including fire prevention and control; ecosystem restoration, and transboundary biodiversity conservation.

Source: aseanvietnam.vn



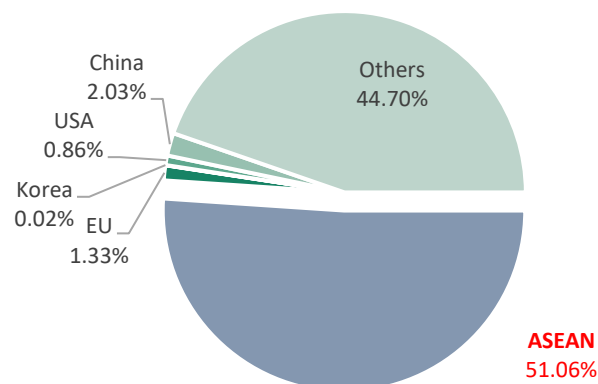


RICE

Export volume and value to ASEAN, Jun-2024



Percentage of export value to ASEAN, Jun-2024



Export results to ASEAN, Jun-2024

VALUE
165.2 Mil.USD

↘ Decrease **56.1%** compared to May-24

↗ Increase **0.4%** compared to Jun-23

↘ **62.4 Mil. USD** less than the monthly average rate in 2023

◇ Accumulated 6 months of 2024 reaches **2.0** Bil. USD, and the rate is **73.5%** of the total in 2023.

VOLUME
278.0 Thousand tons


↘ Decrease **55.8%** compared to May-24

↘ Decrease **13.4%** compared to Jun-23

↘ **131.8 thousand tons** less than the monthly average rate in 2023

◇ Accumulated 6 months of 2024 reaches **3.2** Mil. Tons, and the rate is **65.8%** of the total in 2023.

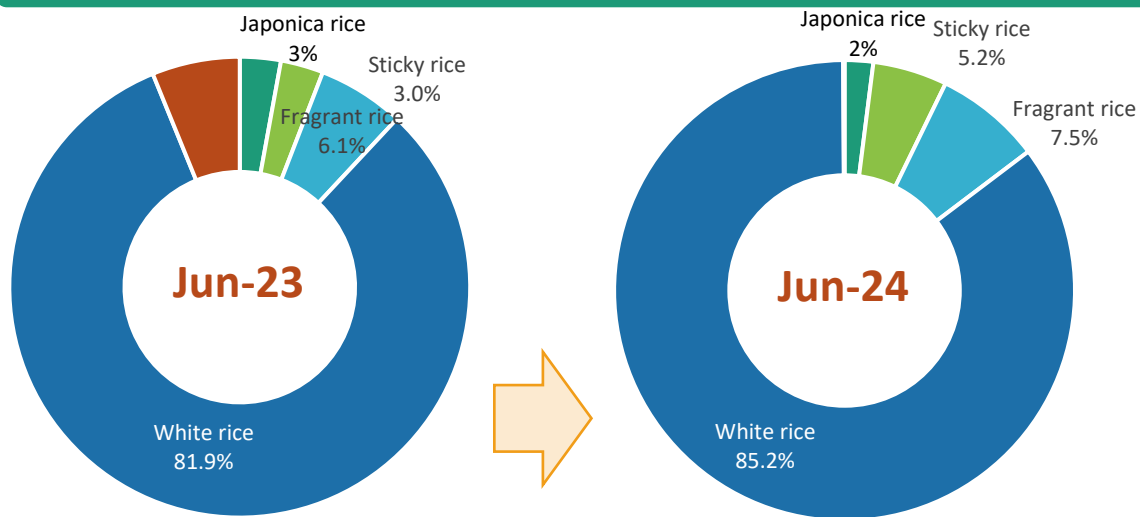
Changes in percentage of export value to ASEAN, Jun-2024





RICE

Structure of exports by products to ASEAN, Jun-2024



Export results to ASEAN, Jun-2024



White rice

Value: **140.8** Mil.USD

Decrease **56%** compared to May-24

Increase **5%** compared to Jun-23



Fragrant rice

Value: **12.3** Mil.USD

Decrease **59%** compared to May-24

Increase **23%** compared to Jun-23



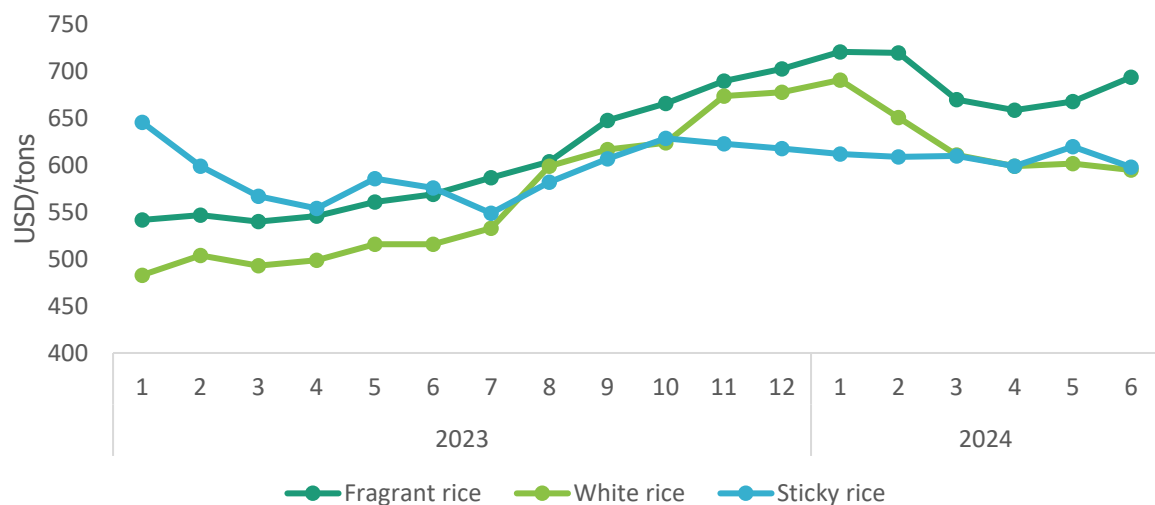
Sticky rice

Value: **8.6** Mil. USD

Decrease **54%** compared to May-24

Increase **75%** compared to Jun-23

Average export price to ASEAN, Jun-2024



Sticky rice

The average export price in Jun-24 is **598** USD/ton; **decrease 4%** compared to the previous month; and **increase 4%** compared the same month of 2023.

Fragrant rice

The average export price in Jun-24 is **694** USD/ton; **increase 4%** compared to the previous month; and **increase 22%** compared the same month of 2023.

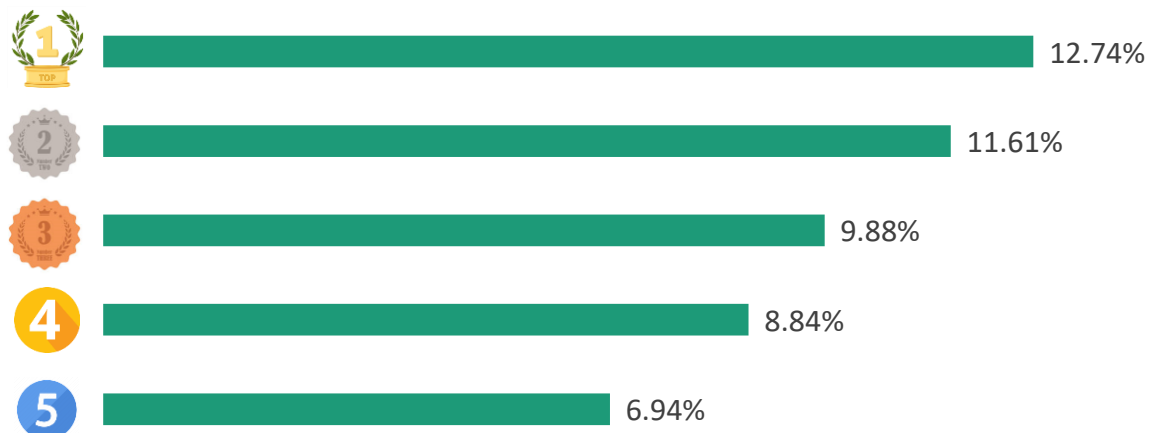
White rice

The average export price in Jun-24 is **595** USD/ton; **decrease 1%** compared to the previous month; and **increase 15%** compared to the same month of 2023.



RICE

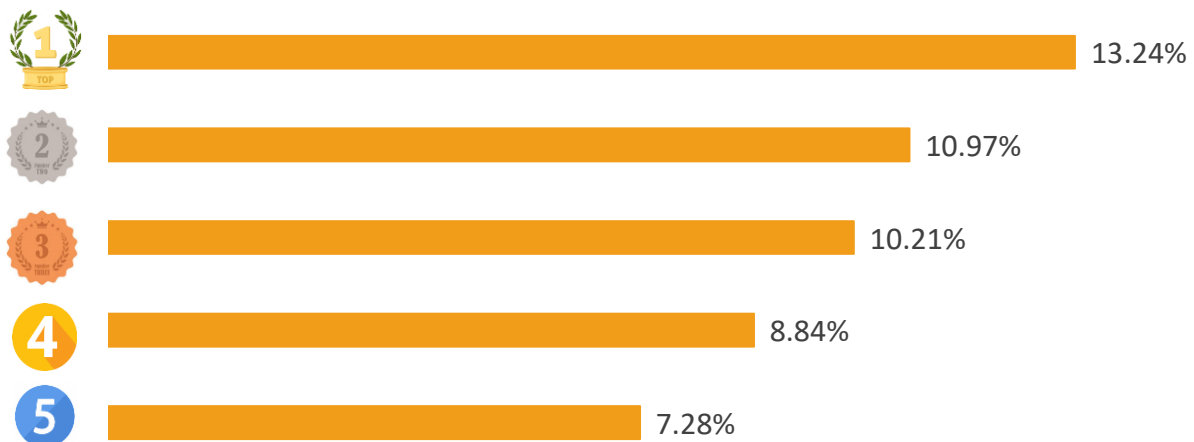
TOP 5 export enterprises by value to the ASEAN, Jun-2024



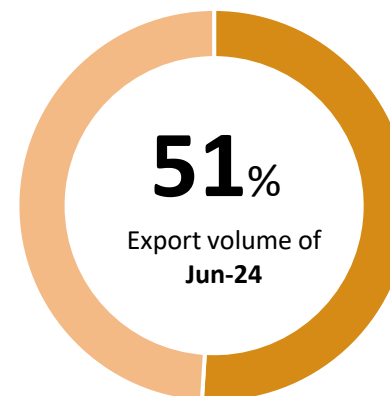
Value ratio of TOP 5 export enterprises to the ASEAN, Jun-2024



TOP 5 export enterprises by volume to the ASEAN, Jun-2024



Volume ratio of TOP 5 export enterprises to the ASEAN, Jun-2024





RICE

SPOTLIGHT

01



Rice production in Indonesia from January to August 2024 is 9.52% lower compared to the same period in 2023 due to hot weather conditions. In June 2024, domestic rice prices in Indonesia increased by approximately 12% compared to the same period last year. In the first five months of 2024, the most populous country in Southeast Asia, with 270 million people, had to import 2.2 million tons of rice. It is anticipated that Indonesia will import 3.6 million tons of rice in 2024, with potential increases in import volumes if supply is affected by weather conditions or diseases.

Recently, Indonesia's National Logistics Agency (Bulog) announced a July 2024 tender for the import of up to 320,000 tons of 5% broken white rice, an increase of 20,000 tons compared to previous months. The expected delivery period is from August to September 2024.

Source: Thanhnien.vn

02

On the afternoon of July 9, 2024, Mr. Le Minh Hoan - Minister of MARD talked with the Philippine Secretary of Agriculture, Francisco Tiu Laurel Jr. The two Ministers agreed to establish a rice alliance and expressed hopes that the two countries will transfer from a trade relationship to an investment partnership in the rice sector.

According to Department of Crop Production, Philippine's Ministry of Agriculture, the total rice import volume of the Philippines in the first six months of 2024 reached 2.32 million tons, an increase of 24% compared to the same period in 2023. It is projected that the total rice import volume for the Philippines in 2024 will reach up to 4.5 million tons, surpassing the previous forecast of approximately 4 million tons.

Source: Vneconomy.vn and Mekongasean.vn

03

On July 30, 2024, the Thailand Ministry of Commerce announces that the country expects to export 8.2 million tons of rice in 2024, an increase from the previous estimate (7.5 million tons), due to rising demand from major markets and a weak local currency. In the first half of 2024, Thailand exported nearly 6 million tons of rice, a 25% increase compared to the same period last year. Rice exports have been supported by the weak baht, along with increase demand from key markets such as Indonesia and the Philippines.

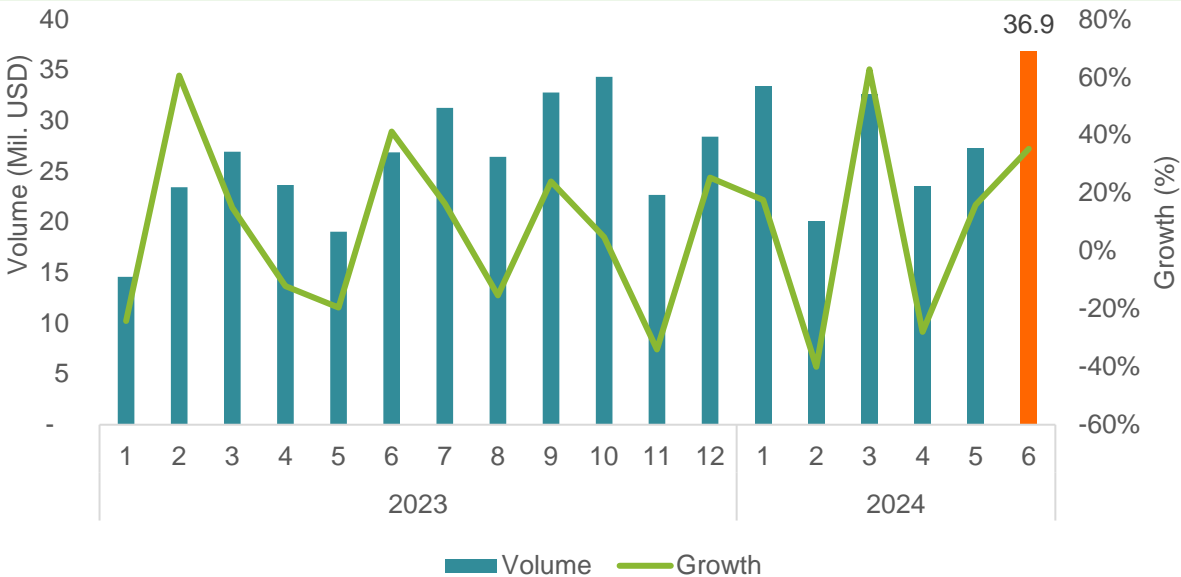
Source: Vov.vn





FRUITS AND VEGETABLES (EXPORT)

Export value to the ASEAN, Jun-2024



Export results to the ASEAN, Jun-2024

VALUE

36.9

Mil. USD

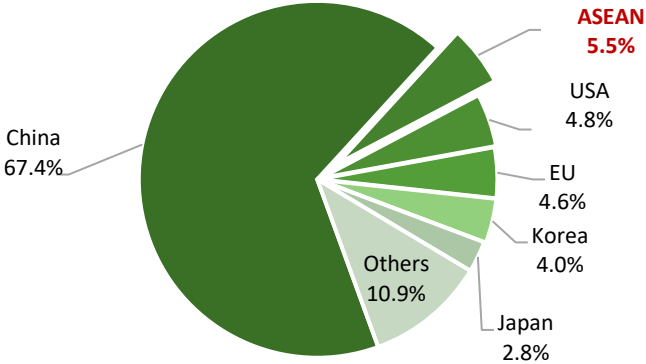
Increase **35.2%** compared to May-24

Increase **37.2%** compared to Jun-23

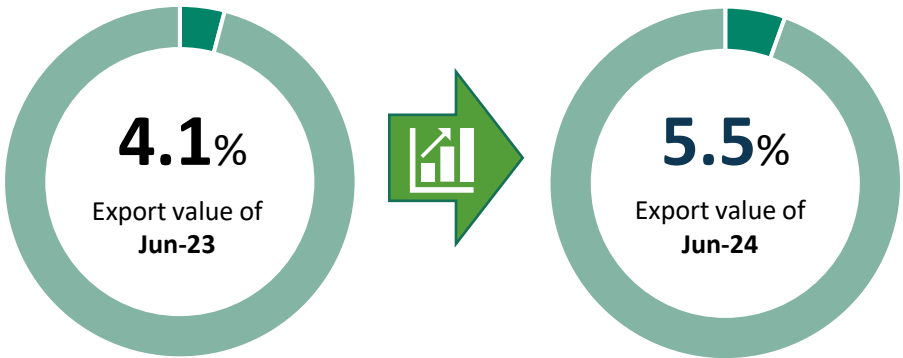
11 Mil.USD more than the monthly average rate in 2023.

Accumulated 6 months of 2024 reaches **173.7 Mil.USD**, and the rate is **56.0%** of the total 2023.

Percentage of export value to the ASEAN, Jun-2024



Changes in percentage of export value to the ASEAN, Jun-2024

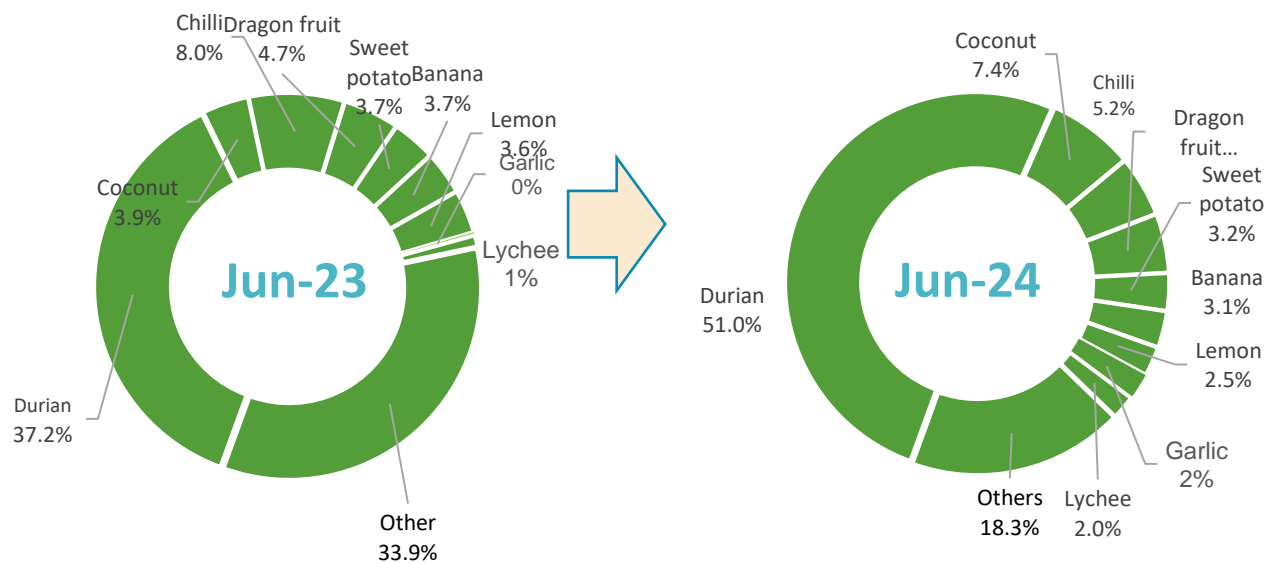


Source: Calculated from data of the General Department Customs



FRUITS AND VEGETABLES (EXPORT)

Structure of exports by products to the ASEAN, Jun-2024



Export results to the ASEAN, Jun-2024



Durian

Value: **18.8** Mil.USD
Increase **161.0%** compared to May-24
Increase **88.1%** compared to Jun -23



Coconut

Value: **2.7** Mil.USD
Increase **58.3%** compared to May-24
Increase **156.9%** compared to Jun-23



Chilli

Value: **1.9** Mil.USD
Decrease **1.6%** compared to May-24
Dcrease **11.6%** compared to Jun-23



Dragon fruit

Value: **1.8** Mil.USD
Increase **33.7%** compared to May-24
Increase **45.7%** compared to Jun-24



Sweet potato

Value: **1.2** Mil.USD
Increase **16.7%** compared to May-24
Increase **19.1%** compared to Jun-23



Lemon

Value: **0.92** Mil.USD
Decrease **25.6%** compared to May-24
Decrease **6.2%** compared to Jun-23



Garlic

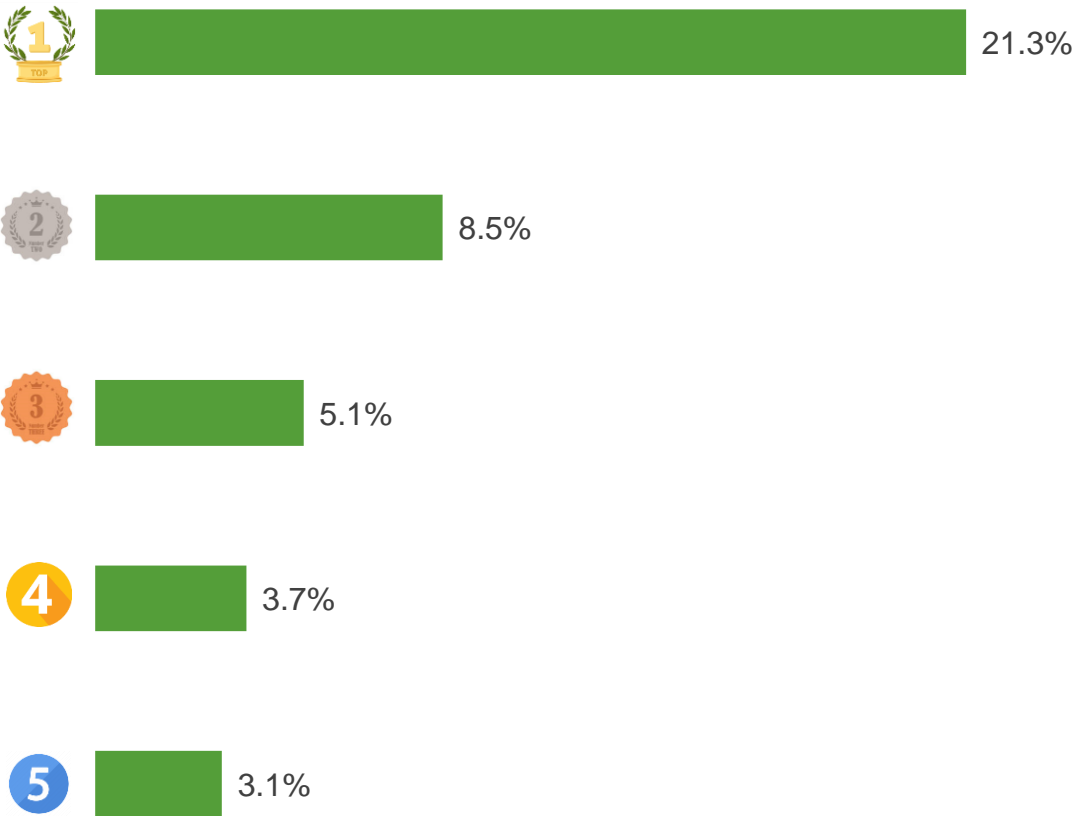
Value: **0.83** Mil.USD
Increase **17.5%** compared to May-24
Increase **1046%** compared to Jun-23

Source: Calculated from data of the General Department Customs

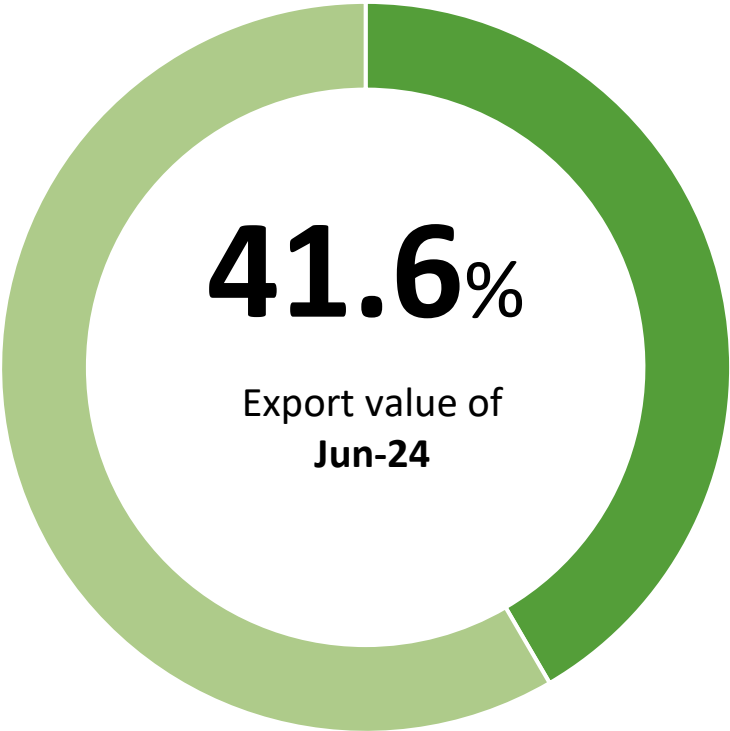


FRUITS AND VEGETABLES (EXPORT)

TOP5 export enterprises by value to the ASEAN, Jun-2024



Value ratio of TOP 5 export enterprises to the ASEAN, Jun-2024



Source: Calculated from data of the General Department Customs



FRUITS AND VEGETABLES (IMPORT)

Import value to the ASEAN, Jun-2024



Import results to the ASEAN, Jun-2024



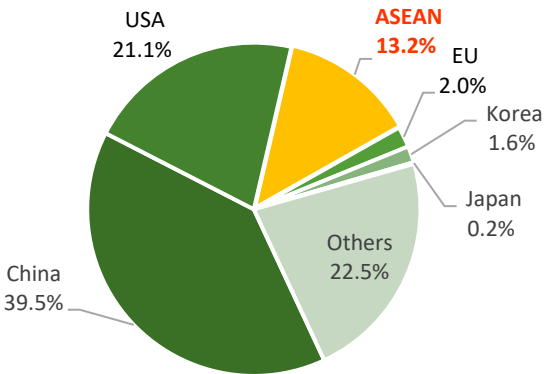
Increase **7.3%** compared to May-24

Increase **55.8%** compared to Jun-23

7.0 Mil USD more than the monthly average rate in 2023.

Accumulated 6 months of 2024 reaches **142.4 Mil. USD**, and the rate is **61.6%** of the total 2023.

Percentage of import value to the ASEAN, Jun-2024



Changes in percentage of import value to the ASEAN, Jun-2024

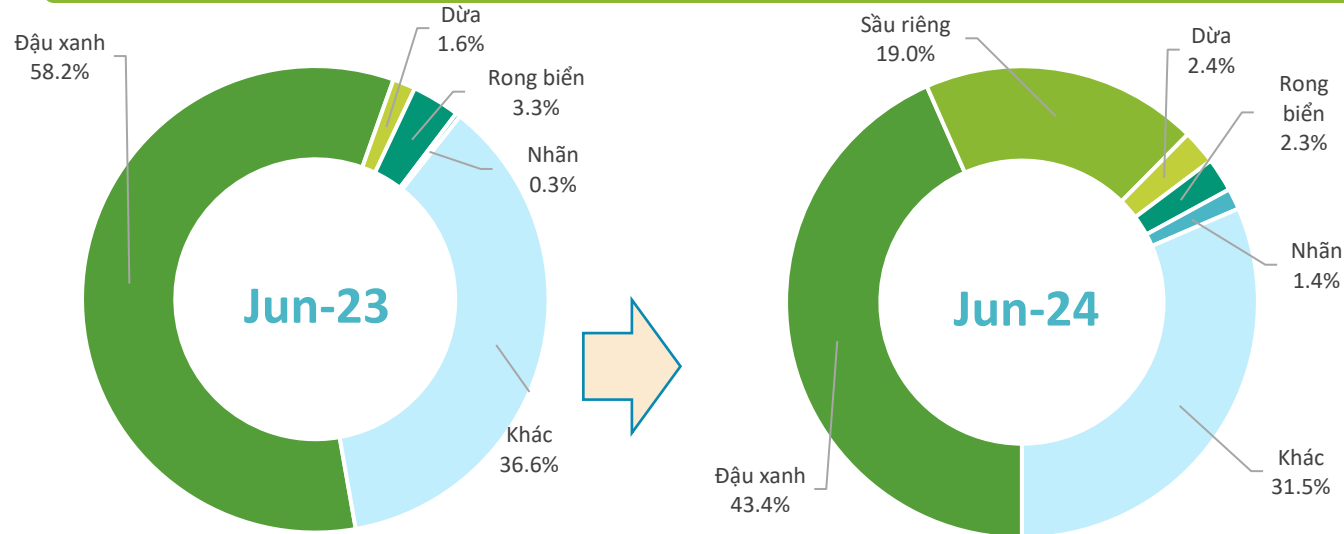


Source: Calculate from data of the General Department Customs



FRUITS AND VEGETABLES (IMPORT)

Structure of imports by products from the ASEAN, Jun-2024



Import results from the ASEAN, Jun-2024



Mung bean

Value: **11.4** Mil.USD
Increase **1.3%** compared to May-24
Increase **16.1%** compared to Jun-23



Durian

Value: **5.0** Mil. USD
Increase **260%** compared to May-24



Coconut

Value: **0.62** Mil. USD
Increase **12.7%** compared to May-24
Increase **133.8%** so compared to Jun-23



Seaweed

Value: **0.61** Mil.USD
Decrease **22.6%** compared to May-24
Increase **8.6%** compared to Jun-23



Longan

Value: **0.55** Mil.USD
Increase **57.8%** compared to May-24
Increase **587%** compared to Jun-23



Durian supply in Singapore decreased by 20%

According to durian traders in Singapore, durian supply decreases by 20% due to harsh weather conditions in Malaysia affecting the harvest period. However, durian retail prices remain stable. Malaysia is the Singapore's leading durian supplier, accounting for about 85% of the import volume. During peak season, Singapore imports about 100,000 kg/day.

Source: Freshplaza.com

The Thai coconut faces challenges when Vietnam is allowed to export fresh coconuts to China.

According to Khaosod (Thailand), the Thai coconut sector faces challenges when Vietnam exports fresh coconuts to China. China is the major market of fresh coconut, consuming more than 60% of Thailand's coconuts. Thailand's newspapers warn that if Thailand's coconuts do not maintain their quality, they may lose the market to Vietnamese coconut producers.

Source: Cafef.vn





02

Thailand fruit output will reach 6.76 million tons in 2024

Thailand's fruit output is expected to reach 6.76 million tons in 2024, of which domestic consumption is about 1.76 million tons, accounting for 26% of total production, and exporting 5 million tons, accounting for 74%. Despite the impact of El Niño, Thailand's total fruit production still increases by 3% compared to last year. Of which, durian output increases by 3%, mangosteen output increases by 195%, rambutan output increases by 5% and pineapple output increases by 10%.

According to Thailand's Ministry of Domestic Trade, the country has shifted from exporting to focusing on domestic consumption while looking for new markets such as the United States, Europe, and Canada. This year, in addition to the main export market –China, Thailand plans to export seedless fresh longans to the United States, Europe, and Canada.

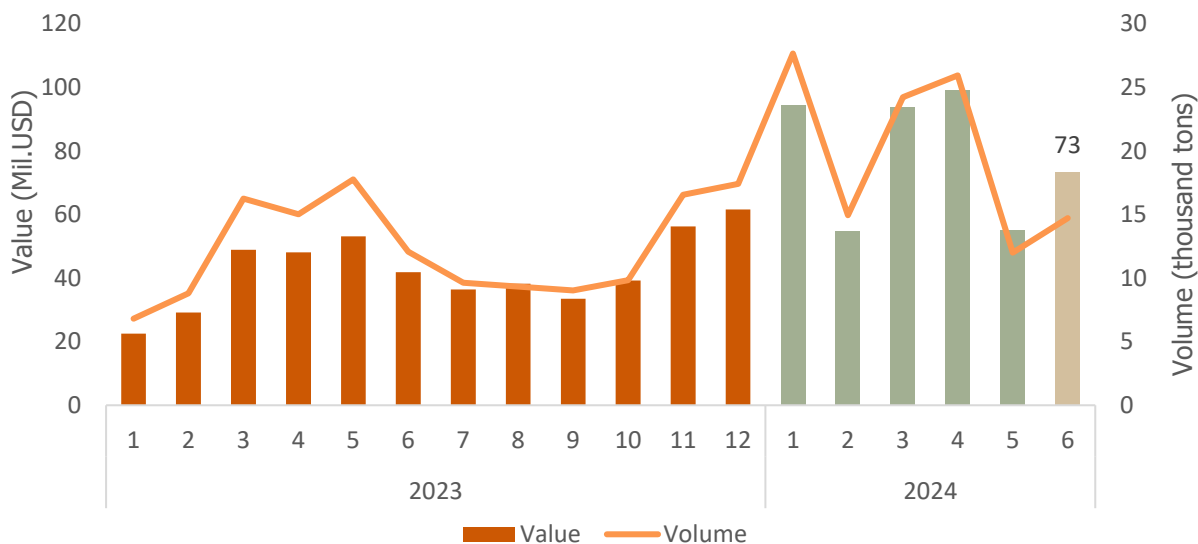
Source: Guojiguoshu.com



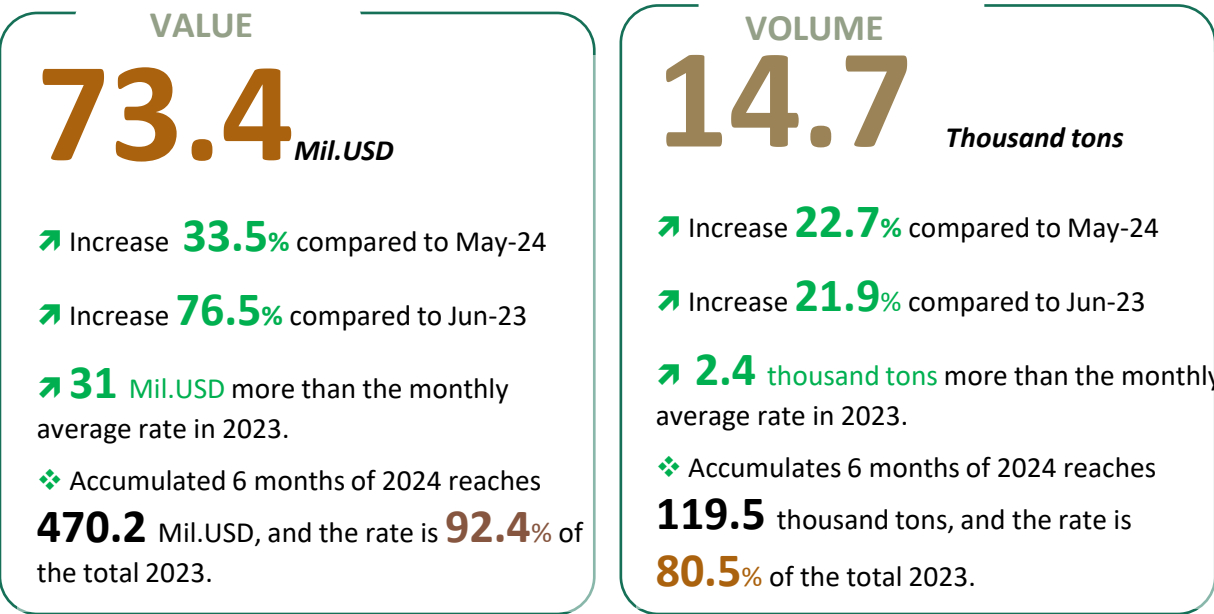


COFFEE

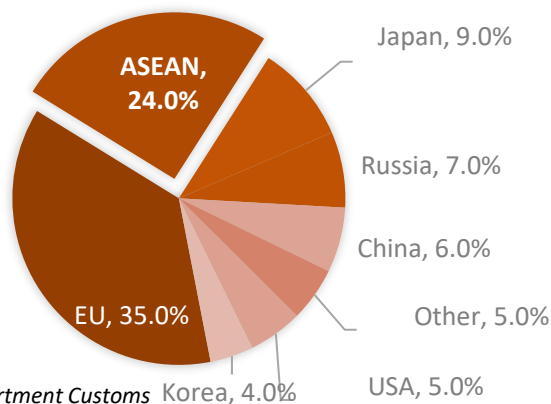
Export volume and value to the ASEAN, Jun-2024



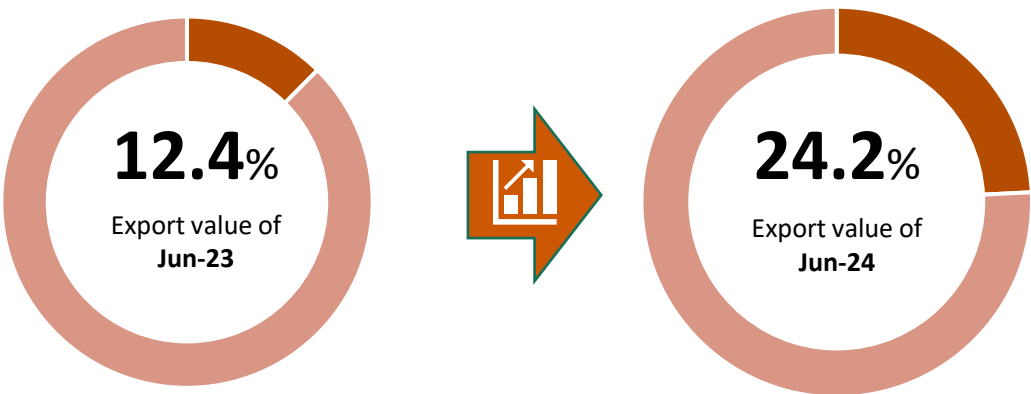
Export results to the ASEAN, Jun-2024



Percentage of export value to the ASEAN, Jun-2024



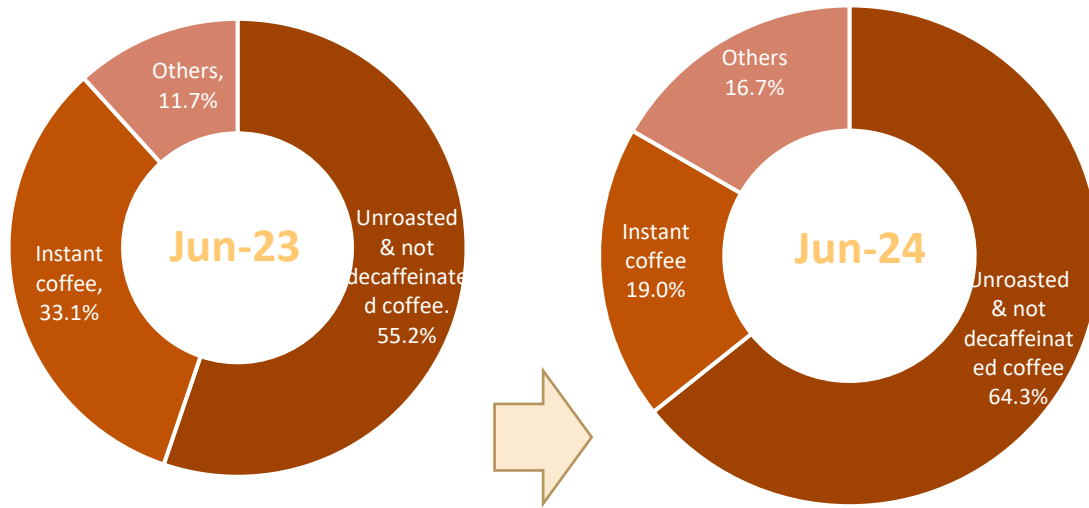
Changes in percentage of export value to the ASEAN, Jun-2024



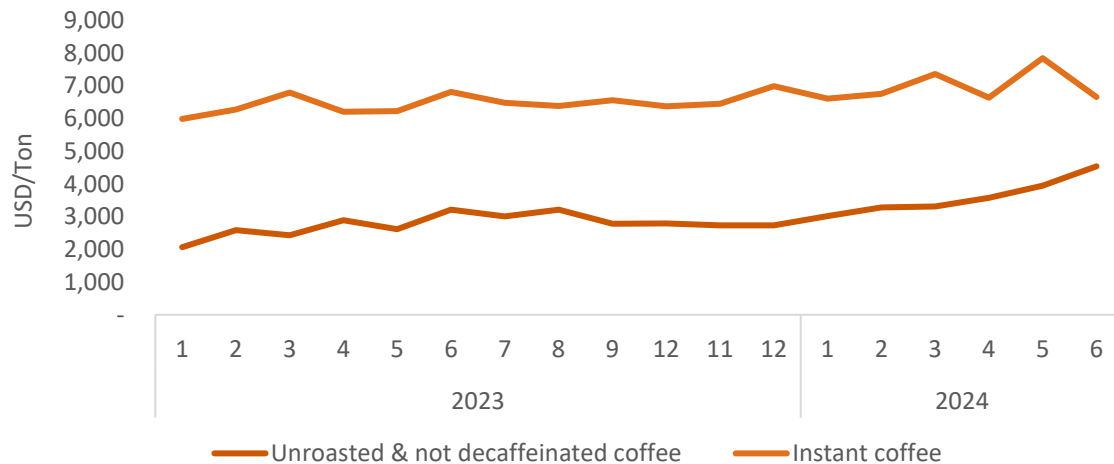
Source: Calculate from data of the General Department Customs

COFFEE

Structure of exports by products to the ASEAN, Jun-2024



Average export price to the ASEAN, Jun-2024



Source: Calculated from data of the General Department Customs

Export results to the ASEAN, Jun-2024



Unroasted & not decaffeinated coffee

Value: **45.1** Mil.USD

Increase **39.2%** compared to May-24

Increase **95.1%** compared to Jun-23



Instant coffee

Value: **13.8** Mil.USD

Increase **0.6%** compared to May-24

Increase **0.1%** compared to Jun-23



Others

Value: **11.3** Mil. USD

Increase **38.6%** compared to May-24

Increase **182%** compared to Jun-23

Instant coffee

The average export price in Jun-24 is **6.653** USD/ton, decrease **15.1%** compared to the previous month; and increase **6.5%** compared to the same month of 2023.

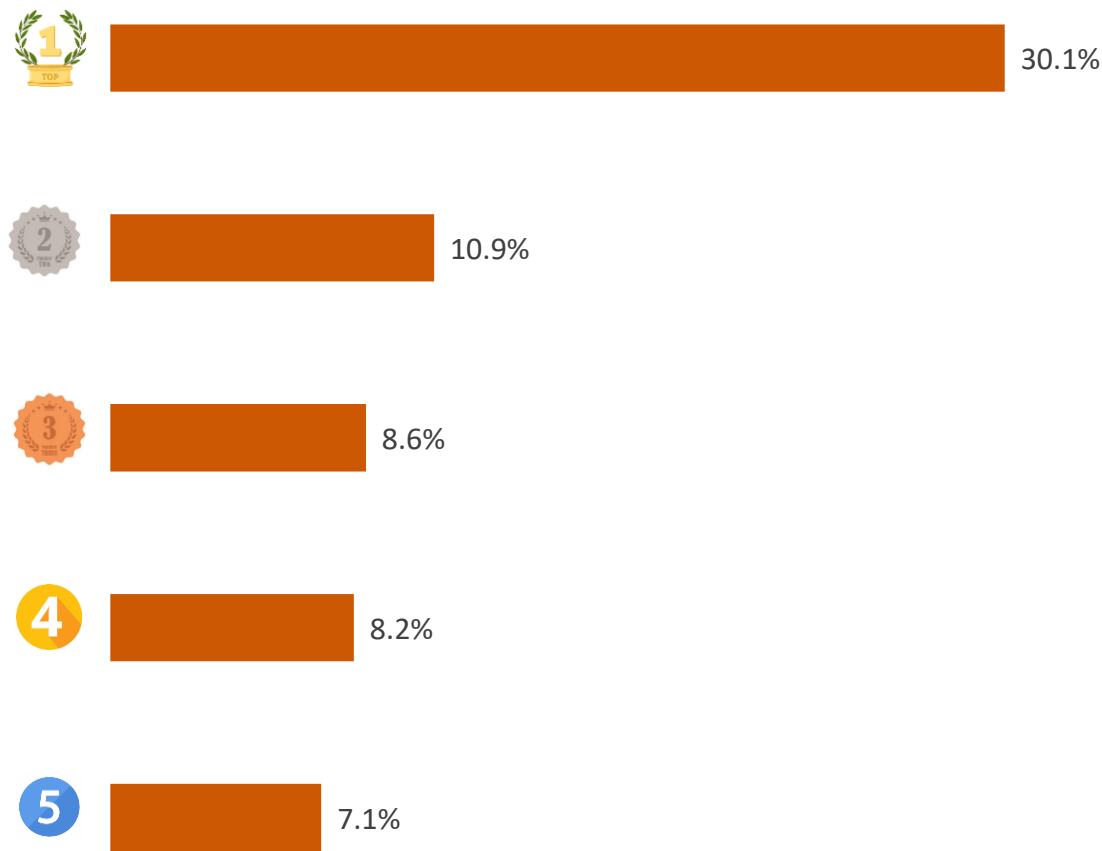
Unroasted & not decaffeinated coffee

The average export price in Jun-24 is **4.534** USD/ton; increase **14.9%** compared to the previous month; and increase **41.4%** compared to the same month of 2023.

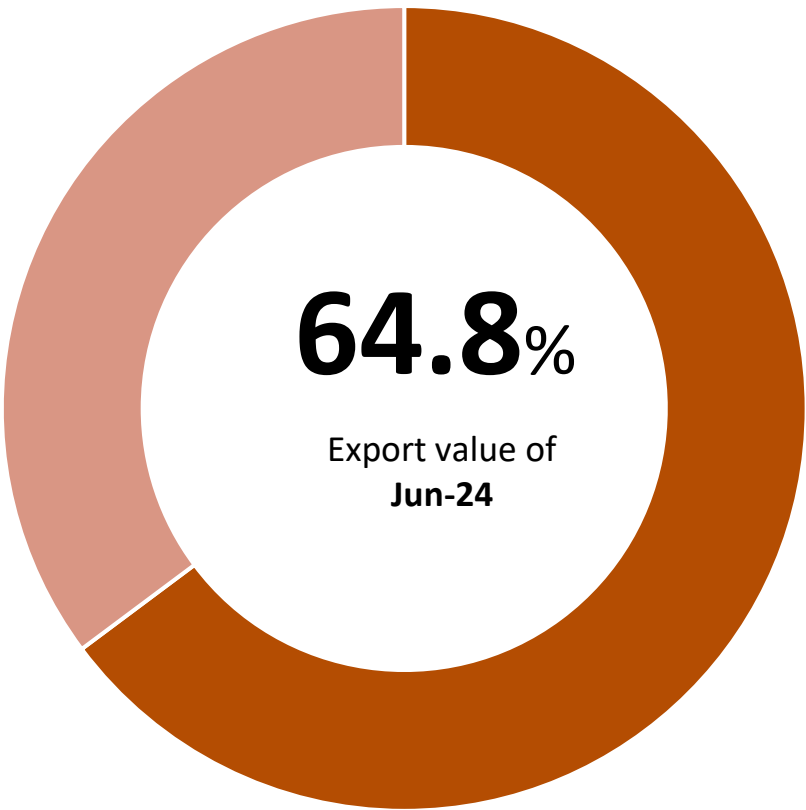


COFFEE

TOP 5 export enterprises by value to the ASEAN, Jun-2024



Value ratio of TOP 5 export enterprises to the ASEAN, Jun-2024



Source: Calculated from data of the General Department Customs



According to the Government of Indonesia, the export of Robusta coffee from Sumatra in May 2024 reached 104.43 thousand bags, a decrease of 53.99% compared to the same period last year. Cumulatively, in the first two months of the 2024/2025 crop year (April and May 2024), exports volume is about 179.56 thousand bags, a decline of 51.34% compared to the same period of the previous crop year. It is projected that Sumatra's coffee production will reach 10.9 million bags in the 2024/2025 crop year, with 85% of Robusta coffee.

Source: iandmsmith.com (7/2024)

Indonesia is in the coffee harvest season of 2024/2025 crop year (from April 2024 to March 2025), with an estimated production of 10.9 million bags, of which Robusta coffee accounts for 85% of total output. The majority of Indonesia's coffee production is consumed domestically due to high internal demand. The United States Department of Agriculture (USDA) forecasts that Indonesia's coffee exports for the 2024/2025 crop year will be about 6 million bags.

Although Indonesia is one of the largest coffee cultivation area in the world, its coffee productivity is quite low due to small-scale production. The average productivity in the main coffee-growing regions is approximately 850 kg/ha. However, Indonesia's coffee productivity will potentially double if coffee farmers adopt efficient input usage practices.

Source: iandmsmith.com (7/2024)





WOOD & WOODEN PRODUCTS

Export volume and value to the ASEAN, Jun-2024



Export results to the ASEAN, Jun-2024



31

Mil.USD

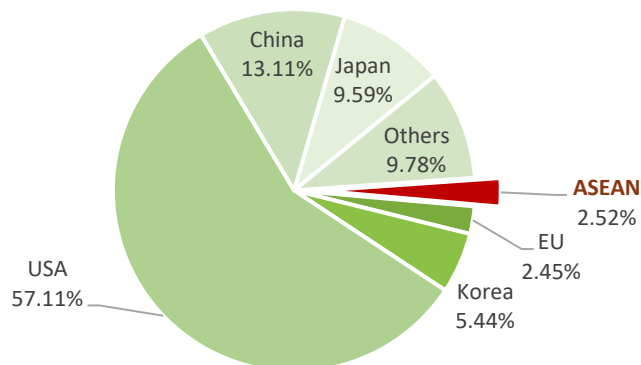
➤ Increase **31.9%** compared to May-24

➤ Increase **39.1%** compared to Jun-23

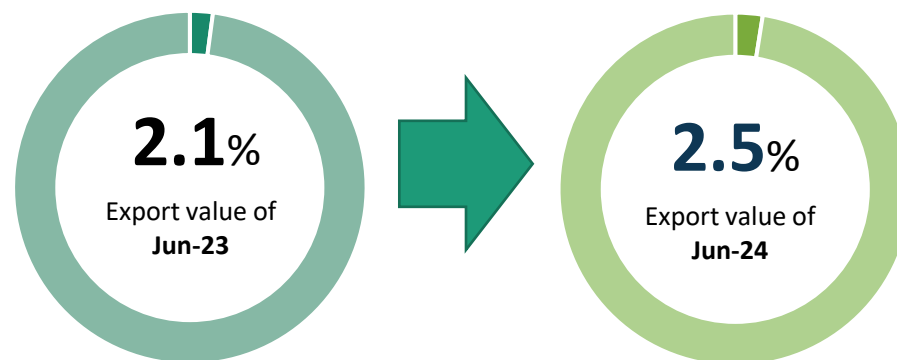
➤ **7** Mil. USD more than the monthly average rate in 2023.

❖ Accumulated 6 months of 2024 reaches **152.1** Mil.USD, and the rate is **52.0%** of the total in 2023.

Percentage of export value to the ASEAN, Jun-2024



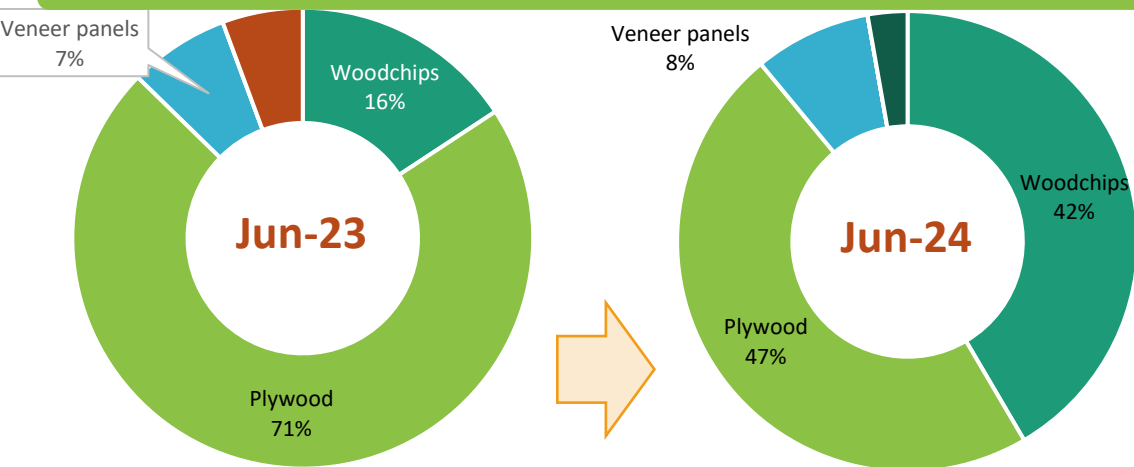
Changes in percentage of export value to the ASEAN, Jun-2024





WOOD & WOODEN PRODUCTS

Structure of exports by products to ASEAN, Jun-2024



Export results to ASEAN, Jun-2024



Plywood

Value: **24.1** Mil.USD

Increase **45%** compared to May-24.

Increase **32%** compared to Jun-23.



Woodchips

Value: **21.1** Mil.USD

Increase **8%** compared to May-24

Increase **425%** compared to Jun-23



Venner Pannel

Value: **4.2** Mil.USD

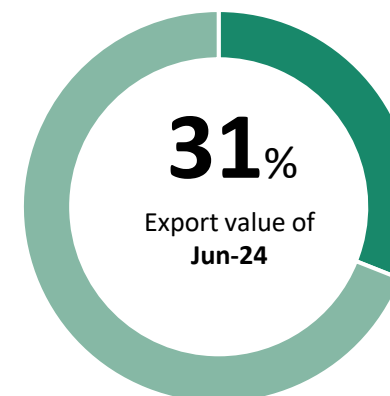
Inrease **10%** compared to May-24

Increase **132%** compared to Jun-23

TOP 5 export enterprises by value to ASEAN, Jun-2024



Value ratio of TOP 5 export enterprises to ASEAN, Jun-2024





WOOD & WOODEN PRODUCTS

SPOTLIGHT



According to the Indonesian Furniture and Handicraft Association (HIMKI), the domestic market of this country has many imported furniture products. In the first quarter of 2024, furniture imports increased by 29% compared to the same period last year, reaching 2.07 trillion IDR (127.9 million USD). China was the primary supplier, accounting for 84% of the imports, followed by Vietnam at 3%, Malaysia at 2%, and the United States at 2%.

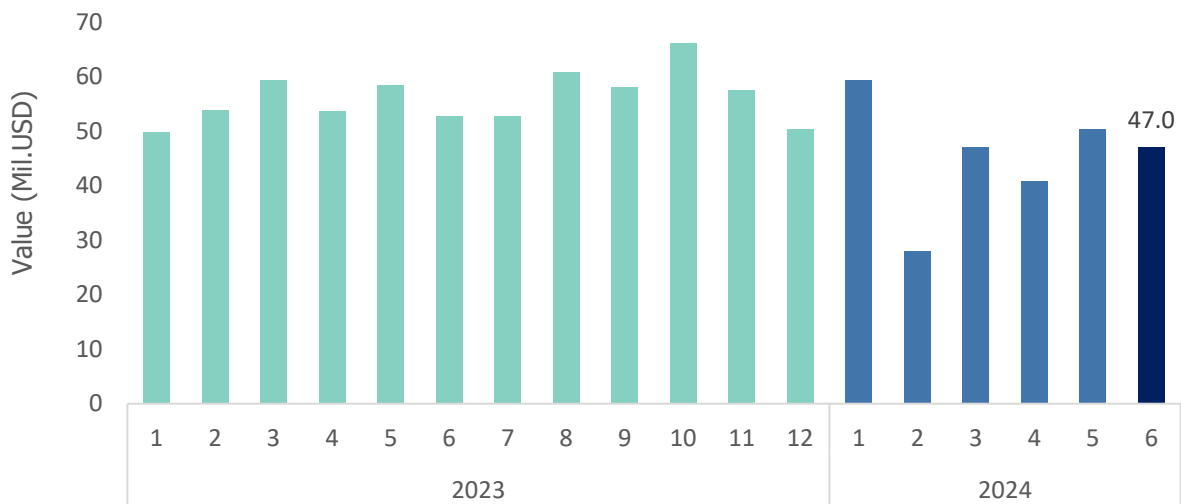
Source: ITTO





FISHERIES

Export value to the ASEAN, Jun-2024



Export results to the ASEAN, Jun-2024

VALUE

47.0 Mil USD

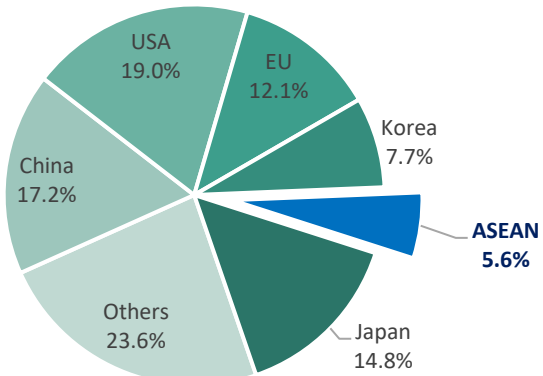
↘ Decrease **6.6%** compared to May-24

↘ Decrease **10.8%** compared to Jun-23

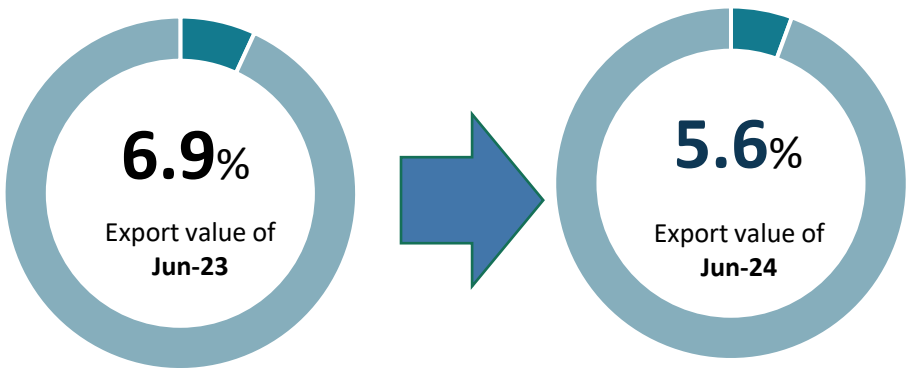
↓ **9.1 Mil. USD** less than the monthly average rate in 2023.

◇ Accumulated 6 months of 204024 reaches **272.6** Mil. USD, and the rate is **40.5%** of the total 2023.

Percentage of export value to the ASEAN, Jun-2024



Change in percentage of export to the ASEAN, Jun-2024

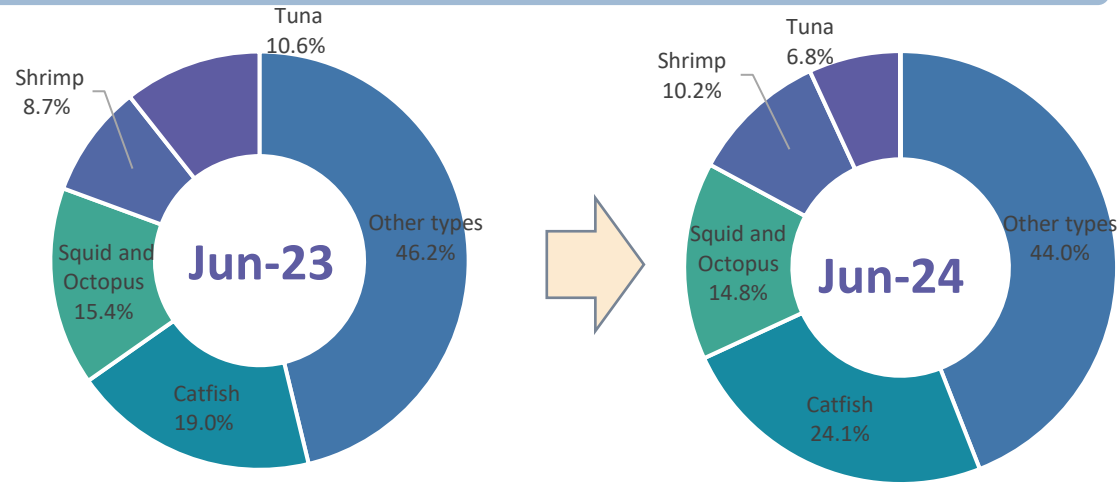


Source: Calculated from data of the General Department Customs

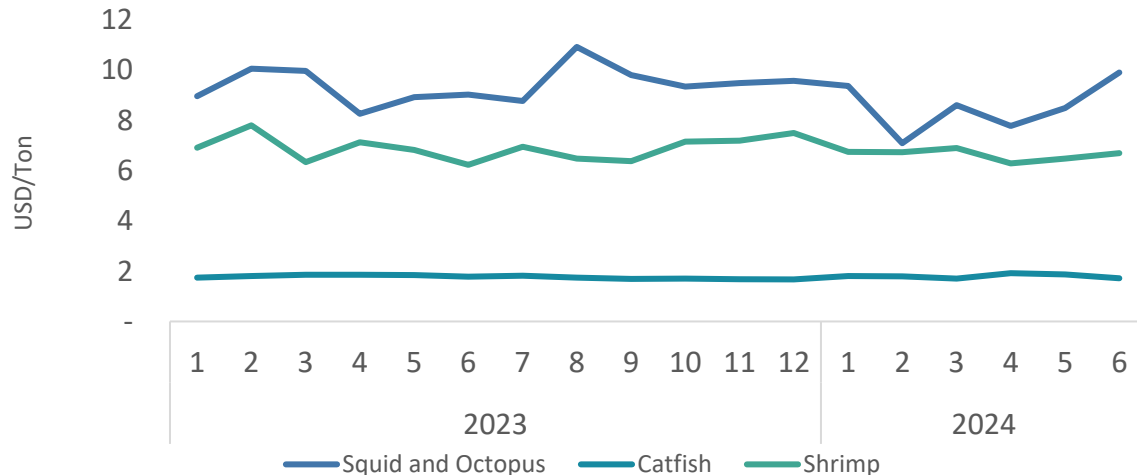


FISHERIES

Structure of exports by products to the ASEAN, Jun-2024



Average export price to the ASEAN, Jun-2024



Export results to the ASEAN, Jun-2024



Catfish

Value: **11.3** Mil.USD

Decrease **8.5%** compared to May-24.

Increase **12.8%** compared to Jun-23



Squid & Octopus

Value: **6.9** Mil. USD

Decrease **0.5%** compared to May-24

Decrease **14.2%** compared to Jun-23



Shrimp

Value: **4.8** Mil.USD

Decrease **1.3%** compared to May-24

Increase **4.5%** compared to Jun-23

Squid & Octopus

The average export price in Jun-24 is **9.9 USD/kg**; increase **16.8%** compared to the previous month; and increase **9.8%** compared to the same month of 2023.

Catfish

The average export price in Jun-24 is **1.7 USD/kg**; decrease **8.3%** compared to the previous month; and decrease **3.4%** compared to the same month of 2023

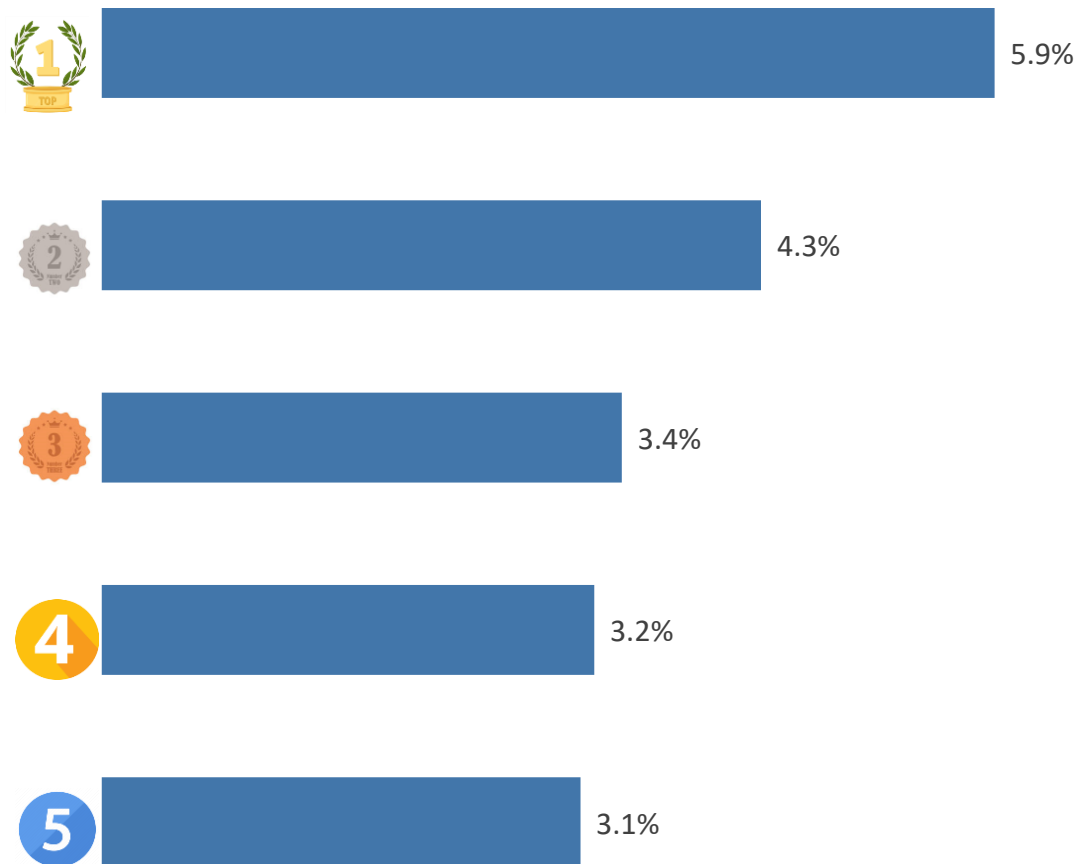
Shrimp

The average export price in Jun-24 is **6.7 USD/kg**; increase **3.3%** compared to the previous month; and increase **7.4%** compared to the same month of 2023.

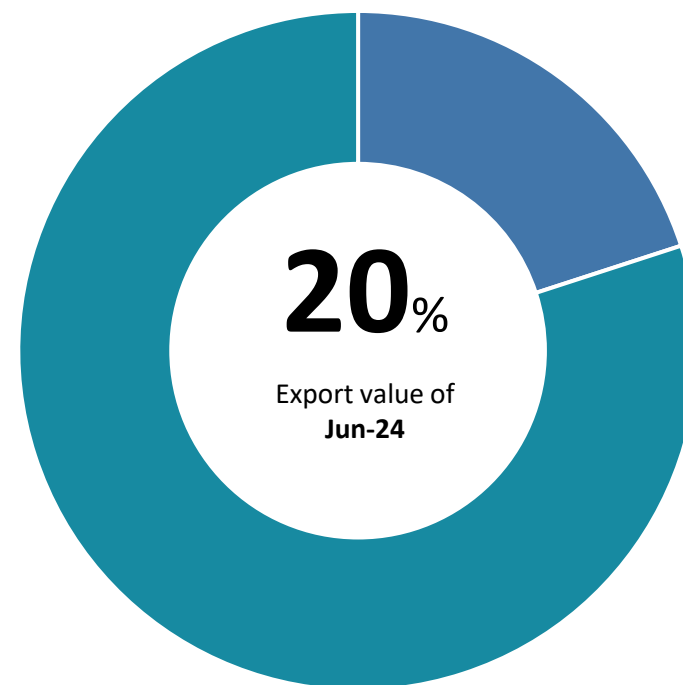


FISHERIES

TOP 5 export enterprises by value to the ASEAN, Jun-2024



Value ratio of TOP 5 export enterprises to the ASEAN, Jun-2024



01

Vietnamese seafood maintains its market share in Singapore.

According to the Vietnam Trade Office in Singapore, Vietnam's seafood export turnover to the Singaporean market reaches nearly SGD 51.7 million in the first half of 2024, marking an increase of 0.81% compared to the same period in 2023 and accounting for 9.46% of the market share.

In the first half of 2024, Singapore imported seafood from nearly 100 countries and territories, with total import turnover of SGD 546.14 million, a decrease of 3.42% compared to the same period in 2023. Among the top 15 seafood-exporting countries to the Singaporean market, Malaysia continued to be the largest supplier, followed by Norway, Indonesia, China, and Vietnam. It is the first time that Vietnam maintains the top fifth largest supplier in two consecutive quarters.

Malaysia has advantage in exporting fresh fish, shrimp, crab, and crustaceans, with a market share of approximately 30.64% for fresh fish and 20.92% for shrimp, crab, and crustaceans. Norway and Spain have advantages in fresh chilled and frozen fish products. Vietnam captures the Singaporean seafood market with frozen fish fillets (accounting for 28.69%) and processed fish (accounting for 19.24%).



Source: Ministry of Foreign Affairs(7/2024)



02

Myanmar's fishing industry faces many difficulties due to low domestic market demand.

Myanmar is in the fishing season, but fishing businesses face many difficulties due to a sharp decline in domestic demand. Some companies have to export to Thailand at low prices. High costs and low prices make them difficult while Thailand's importers benefit

Source: The Global New Light of Myanmar (7/2024)

03

Thailand's canned tuna exports increased.

Thailand's canned tuna exports increased significantly in the first five months of 2024, with an increase of 13.4% over the same period last year. They reached a value of 979 million USD and a volume of 221,092 tons, an increase of 19.4%.

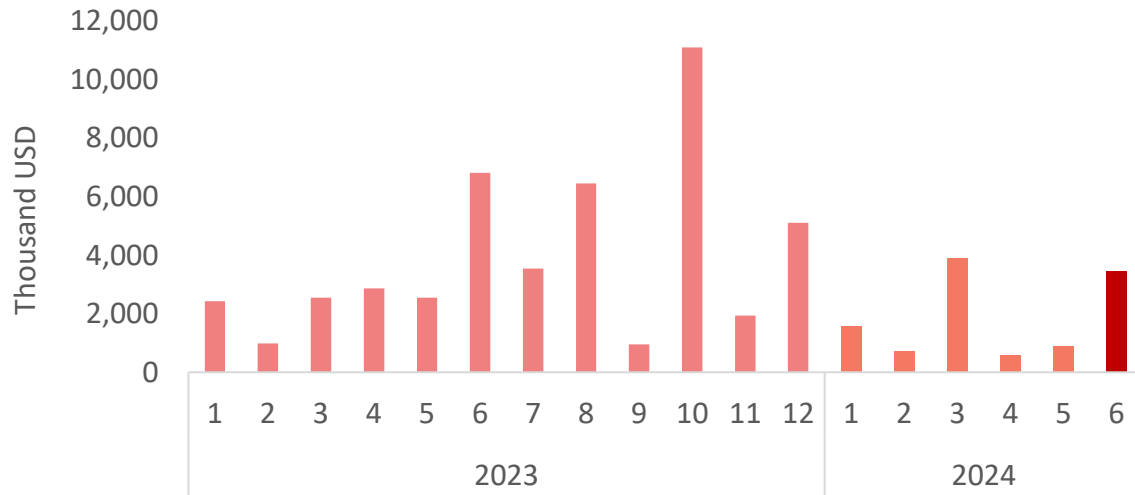
Source: Vasep (7/2024)





MEAT & MEAT PRODUCTS (EXPORT)

Export value to the ASEAN, Jun-2024



Export results to the ASEAN, Jun-2024



3.5

Mil. USD

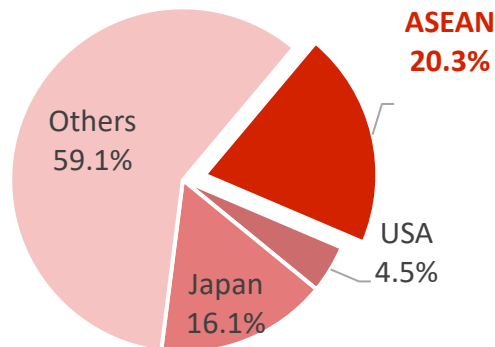
VALUE

↗ Increase **295%** compared to May-24

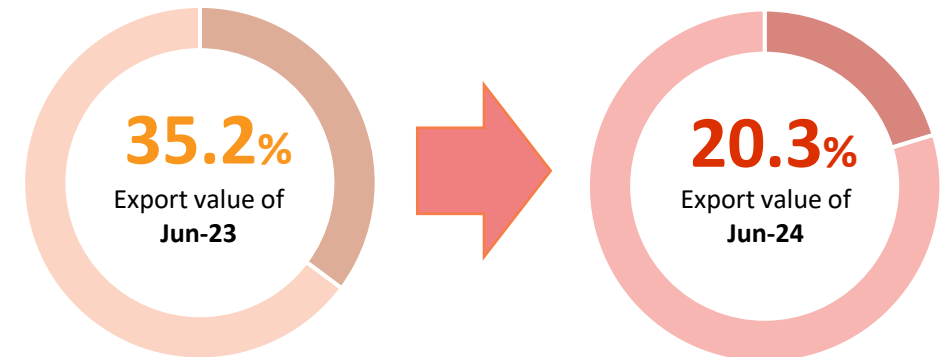
↗ **0.47** Mil.USD less than the monthly average rate in 2023.

◇ Accumulated 6 months of 2024 reaches **11.14 Mil.USD**, and the rate is **23.6%** of the total 2023.

Percentage of export value to the ASEAN, Jun-2024



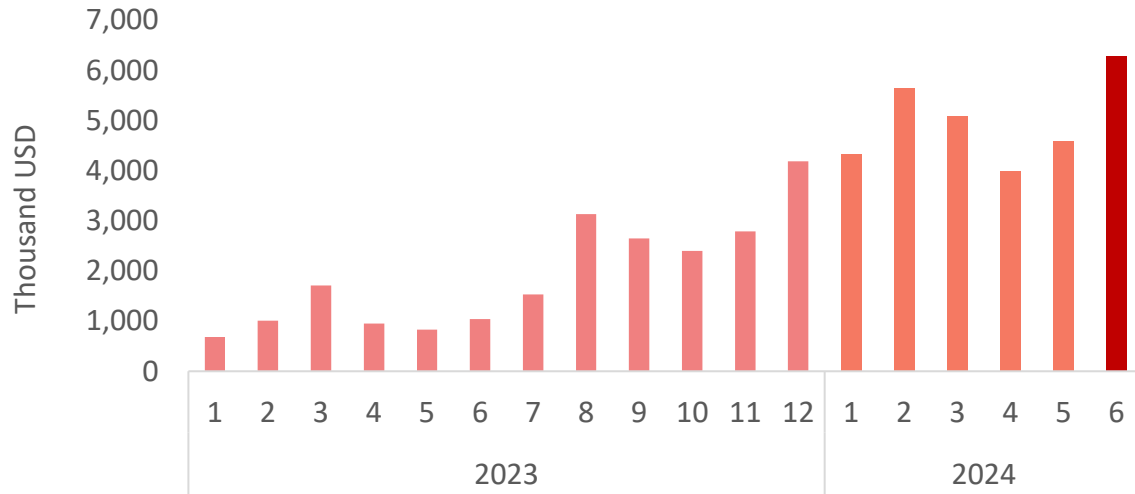
Changes in percentage of export value to the ASEAN, Jun-2024



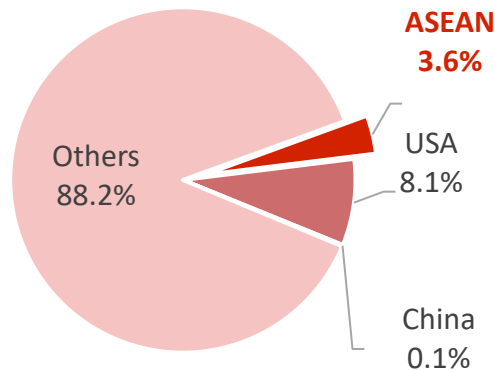


MEAT & MEAT PRODUCTS (IMPORT)

Import value to the ASEAN, Jun-2024



Percentage of import value to the ASEAN, Jun-2024



Import results to the ASEAN, Jun-2024



6.3

Mil. USD

VALUE

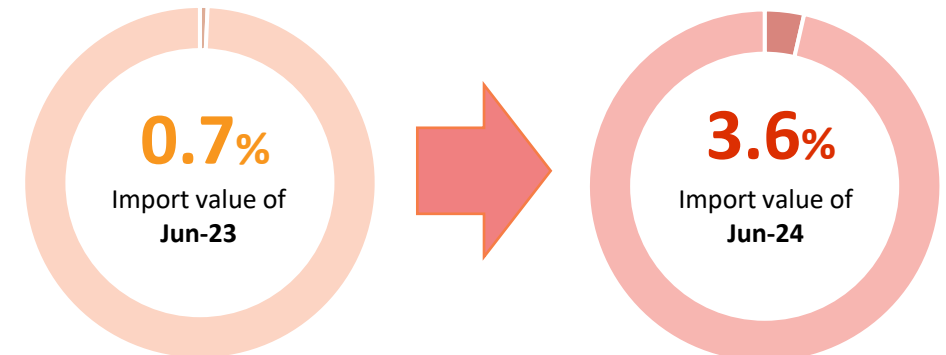
↗ Increase **37%** compared to May-24

↗ Increase **501%** compared to Jun-23

↗ **4.4 Mil.USD** more than the monthly average rate in 2023.

◇ Accumulate 6 months of 2024 reaches **29.9 Mil.USD**, and the rate is **130%** of the total 2023.

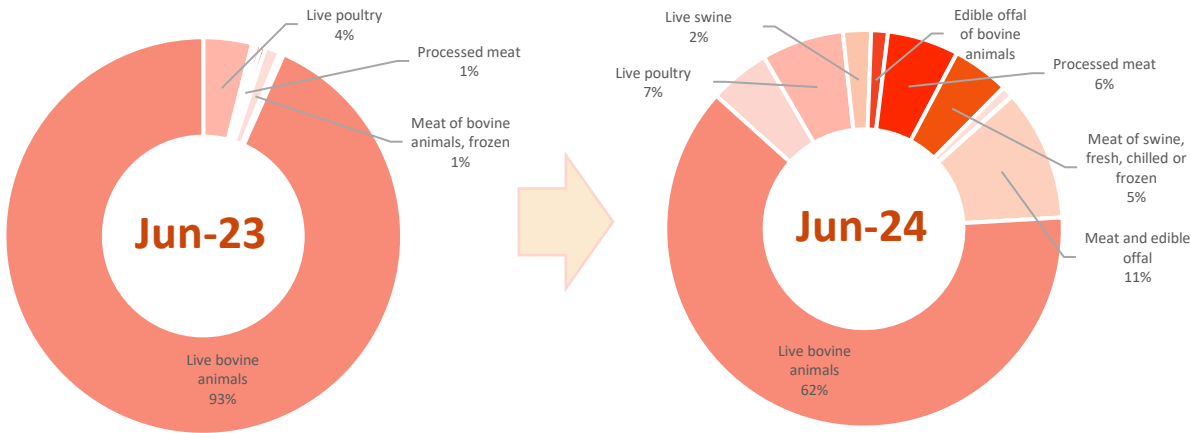
Changes in percentage of import value to the ASEAN, Jun-2024





MEAT & MEAT PRODUCTS (EXPORT)

Export value to the ASEAN, Jun-2024



Export results to the ASEAN, Jun-2024



Live bovine animals


Value: **2.17** Mil.USD
Decrease **65.9%** compared to Jun-23



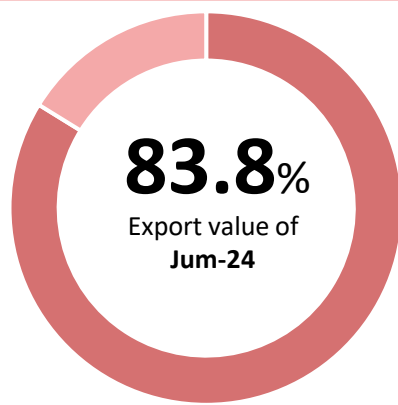
Meat and edible offal

Value: **371.1** thousand USD
Increase **426%** compared to May-24
Increase **13 times** compared to Jun-23

Percentage of export value to the ASEAN, ASEAN, Jun-2024



Changes in percentage of export value to the ASEAN, Jun-2024

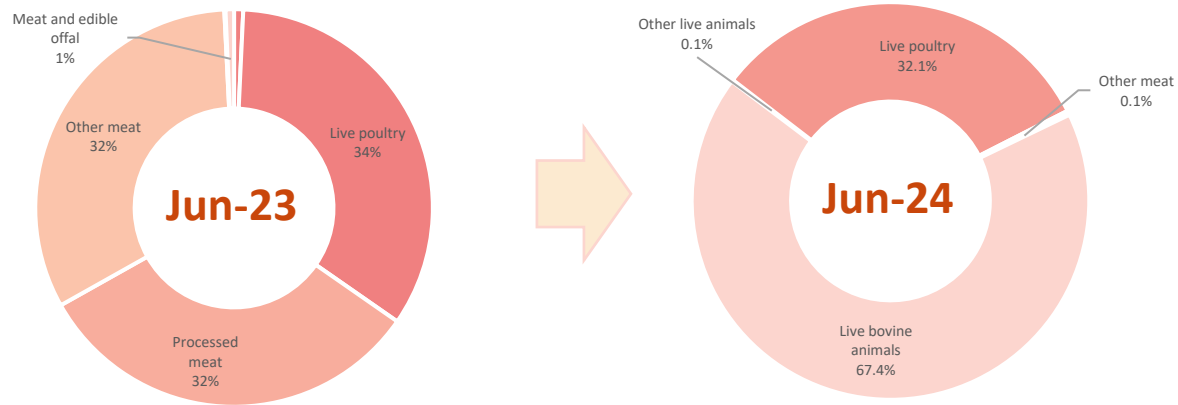


Source: Calculated from data of the General Department Customs



MEAT & MEAT PRODUCTS (IMPORT)

Import value to the ASEAN, Jun-2024



Import results to the ASEAN, Jun-2024



Live bovine animals

Value: **4.23** Mil.USD

Increase **27%** compared to May-24



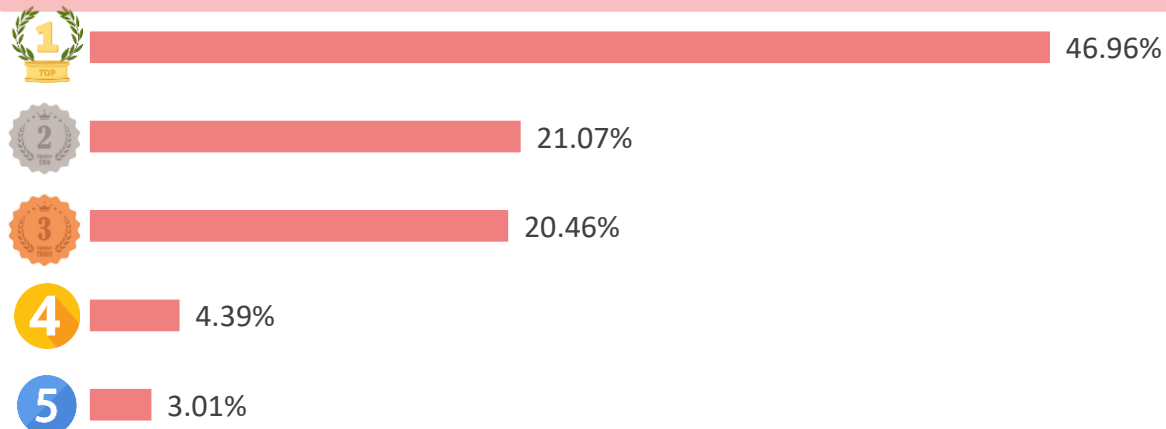
Live poultry

Value: **2.01** Mil.USD

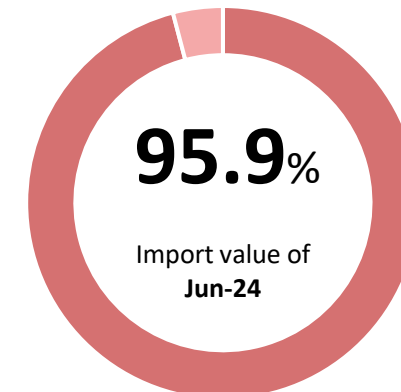
Increase **64%** compared to May-24

Increase **468%** compared to Jun-23

Percentage of import value to the ASEAN, ASEAN, Jun-2024



Changes in percentage of import value to the ASEAN, Jun-2024





MEAT & MEAT PRODUCTS

SPOTLIGHT



Executive Order (EO) No. 62 of the Philippines, approved by President Ferdinand R. Marcos Jr., is expected to provide stability for meat importers until 2028. According to EO 62, the reduced tariff rates on pork, fresh, chilled, or frozen meat will remain at 15% within the quota and 25% outside the quota.

Source: 3tres3.com

According to the Philippine Department of Agriculture, the Philippines imported 647,000 tons of meat in the first half of 2024, an increase of 9% compared to the same period in 2023 (590,000 tons). Of this, pork is the highest volume (317,000 tons), following by chicken (222,000 tons).

The increase of meat imports this year is due to limited domestic pork supply because of the African swine fever outbreak and low poultry production caused by the El Niño phenomenon and avian influenza.

Source: 3tres3.com





Any comments, please send to:

INFORMATION CENTER FOR AGRICULTURE AND RURAL DEVELOPMENT
INSTITUTE OF POLICY AND STRATEGY FOR AGRICULTURE AND RURAL DEVELOPMENT

Address: *16 Thuy Khue Street, Thuy Khue Wd., Tay Ho Dist., Hanoi*

Email: thongtinhitruong@ipsard.gov.vn; info@agro.gov.vn

Website: <http://agro.gov.vn/>

