



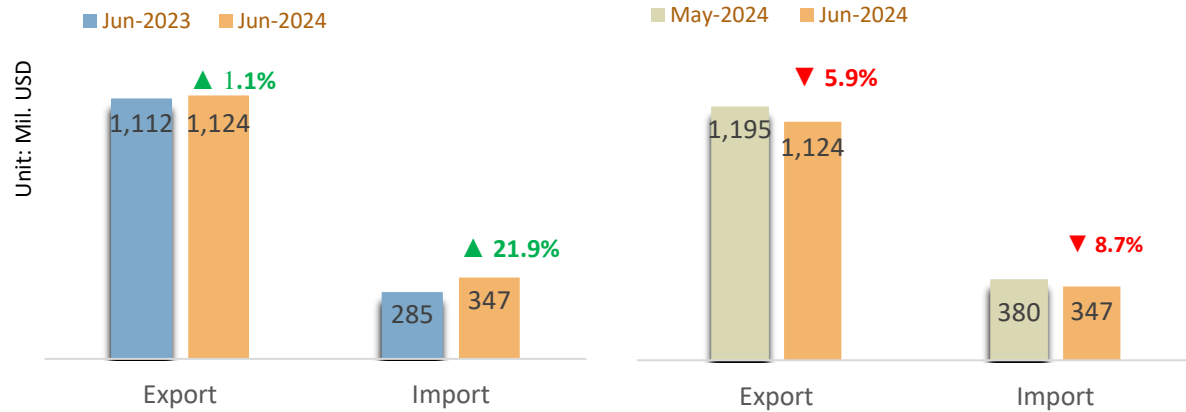
**MONTHLY REPORT ON
AGRI-PRODUCT EXPORT**

**FROM VIETNAM TO
CHINA MARKET**

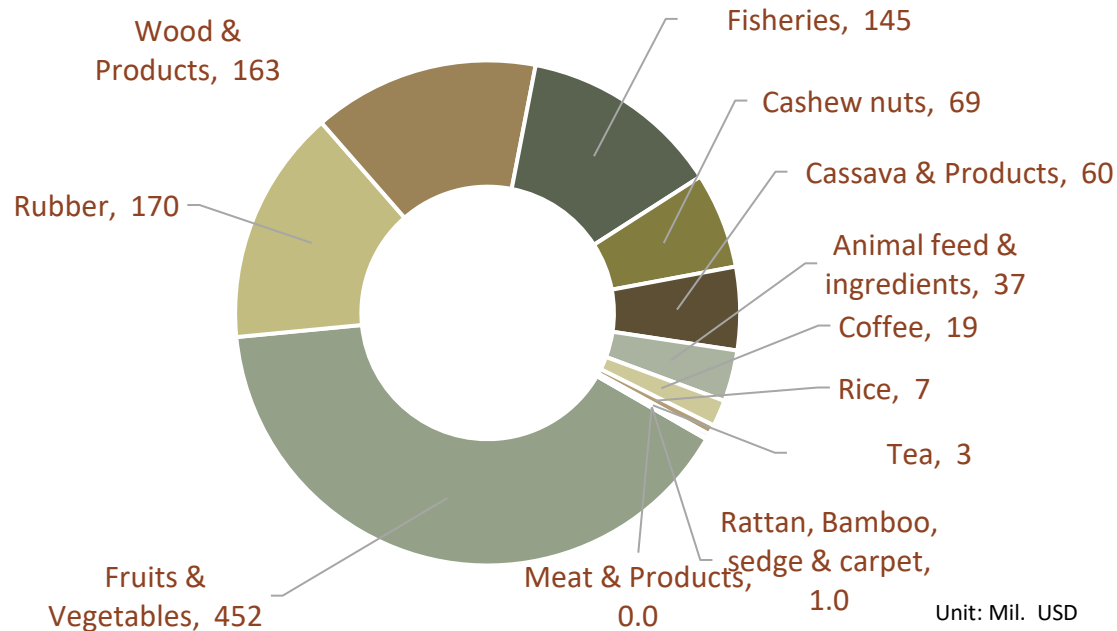


THE SITUATION OF AGRO-FORESTRY-FISHERY (AFF) PRODUCT EXPORT FROM VIETNAM TO CHINA IN JUN-2024

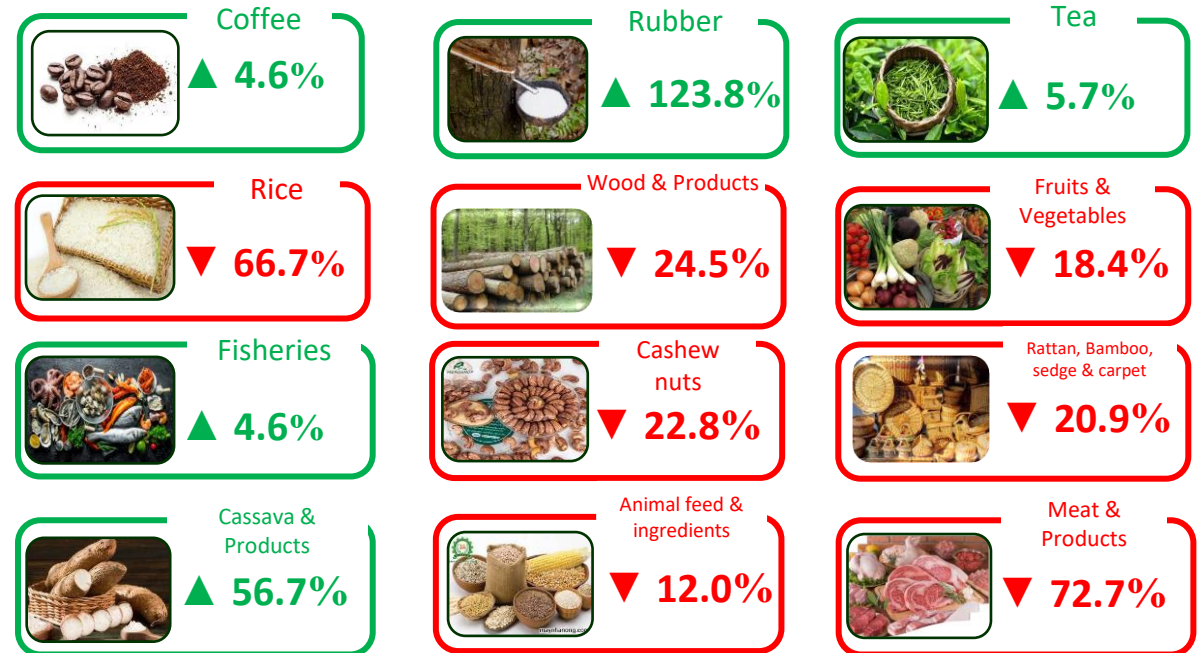
AFF product import-export turnover between Vietnam and China, Jun-2024



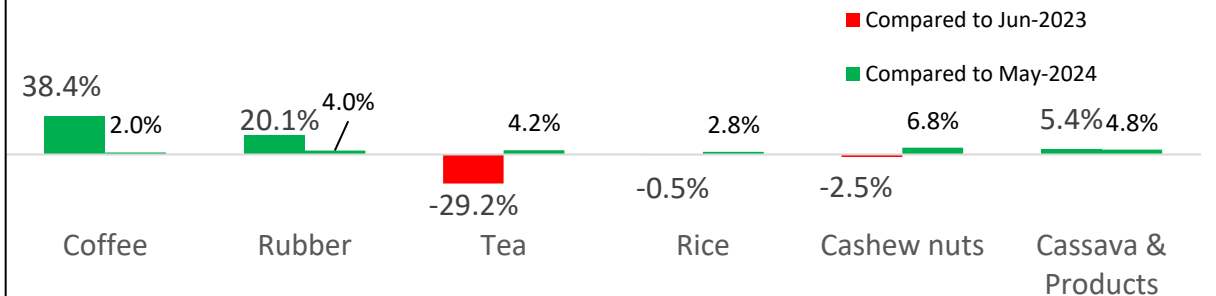
Key AFF product export value to China, Jun-2024



Changes in key AFF product export value to China in Jun-2024 compared to May-2024



Changes in average export value of key AFF products to China in Jun-2024 compared to Jun-2023 and compared to May-2024



China promotes economic development

On July 30, the Politburo of the Central Committee of the Communist Party of China held a meeting to set priority goals for socio-economic development in the last months of the year.

In the final months of the year, China

continued to make the most of monetary policy tools to inject cheap capital to support the real economy. Accelerate the issuance of special bonds to support growth drivers.

Regarding the real estate sector, China will strongly deploy solutions to buy inventory to create low-cost housing. Falling domestic consumption is linked to weak real

estate as 70% of Chinese household assets are real estate.

China's manufacturing activities decreased for the third consecutive month, requiring authorities to introduce stronger measures to deal with the prolonged crisis in the real estate market.

Source: Vtv.vn

China launches anti-dumping investigation into EU pork imports

China announced an anti-dumping investigation into European pork just five days after the EU imposed additional tariffs of up to 37.6% on Chinese electric vehicles last month. The investigation is scheduled to conclude by June 17, 2025, with a potential six-month extension if needed.

On July 10, the Chinese government also revealed plans to investigate whether EU actions against Chinese businesses constitute "trade barriers." If

Beijing decides to restrict imports from the EU, suppliers from South America, Russia, and the US could seize the opportunity to expand their market share. Notably, the US has shown strong determination, with its market share of pig slaughter by-products increasing from 22.6% to 28.4% since early 2022.



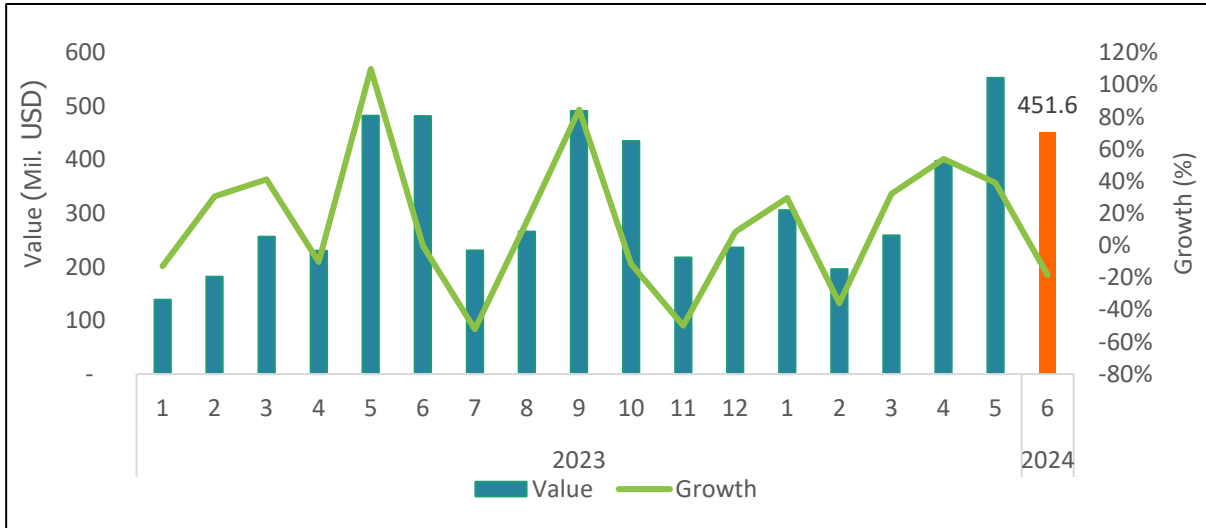
Source: Nongnghiep.vn






FRUITS & VEGETABLES (EXPORT)

Export volume and value to China, Jun-2024



Export results to China, Jun-2024

VALUE



451.6

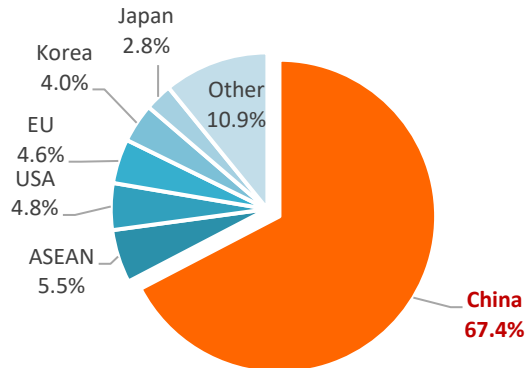
mil. USD

Decrease **18.4%** compared to May-2024

Decrease **6.3%** compared to Jun-2023
148.4 mil. USD more than the monthly average rate in 2023

Accumulated 6 months of 2024 reaches **2.2 billion USD**, **59.4%** of total 2023

Percentage of export value to China, Jun-2024



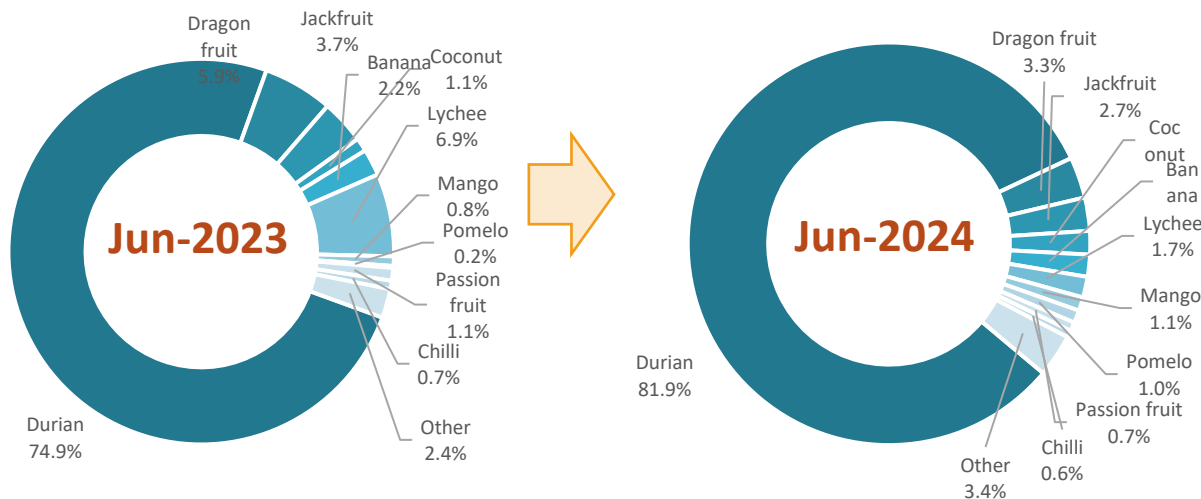
Changes in percentage of export value to China, Jun-2024





FRUITS & VEGETABLES (EXPORT)

Structure of exports by products to China, Jun-2024



Export results of some main products to China, Jun-2024



Durian

Value: **369.9** mil. USD

Decrease **13.0%** compared to May-2024

Increase **2.4%** compared to Jun-2023



Dragon fruit

Value: **14.9** mil. USD

Decrease **43.2%** compared to May-2024

Decrease **47.5%** compared to Jun-2023



Jackfruit

Value: **12.1** mil. USD

Decrease **59.8%** compared to May-2024

Decrease **32.0%** compared to Jun-2023



Coconut

Value: **8.5** mil. USD

Decrease **4.4%** compared to May-2024

Increase **56.2%** compared to Jun-2023



Banana

Value: **7.99** mil. USD

Decrease **44.9%** compared to May-2024

Decrease **26.2%** compared to Jun-2023



Lychee

Value: **7.5** mil. USD

Increase **11.2%** compared to May-2024

Decrease **77.5%** compared to Jun-2023



Mango

Value: **4.9** mil. USD

Decrease **59.0%** compared to May-2024

Increase **27.3%** compared to Jun-2023



Pomelo

Value: **4.6** mil. USD

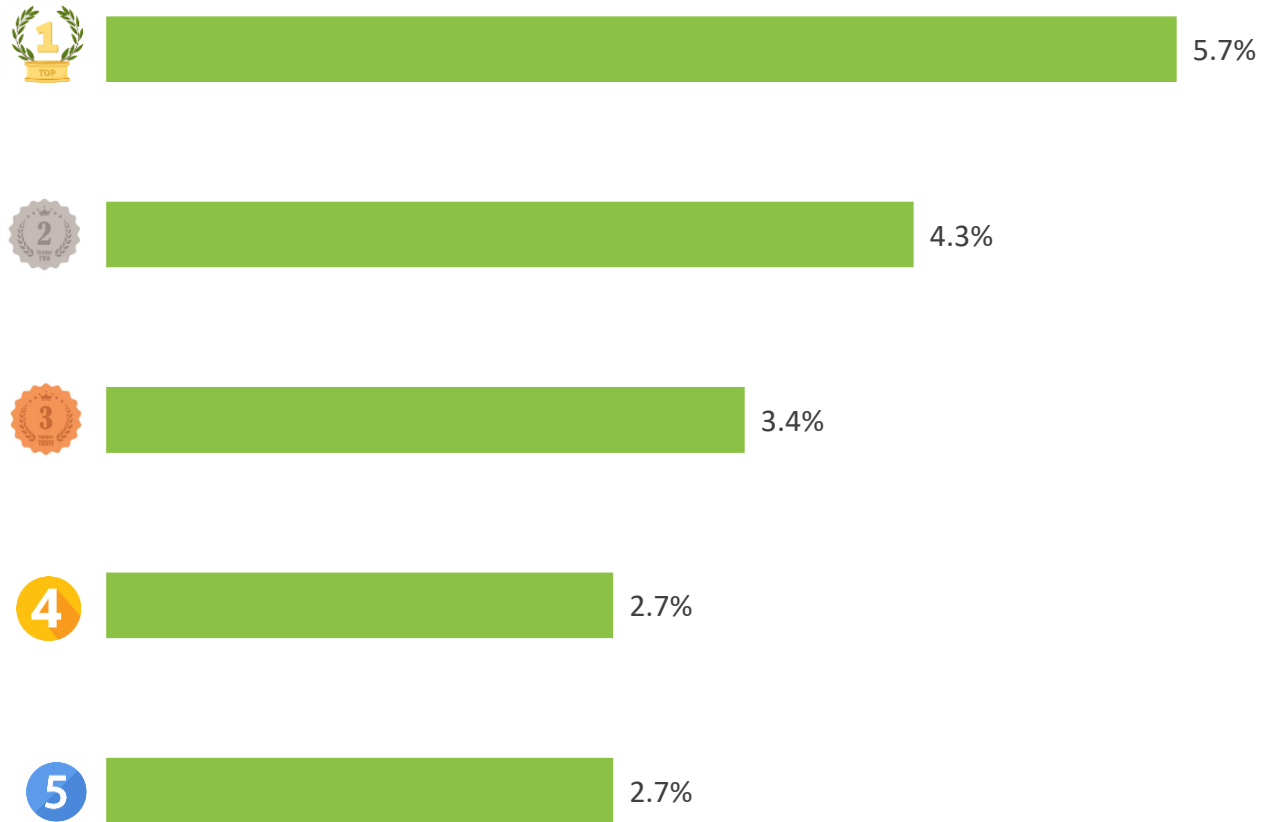
Increase **61.1%** compared to May-2024

Increase **474%** compared to Jun-2023

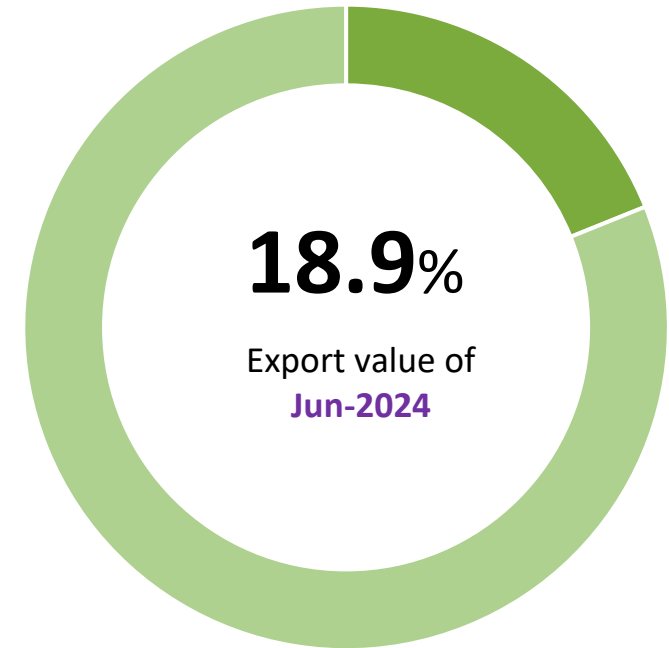


FRUITS & VEGETABLES (EXPORT)

TOP 5 export enterprises by value to **China, Jun-2024**



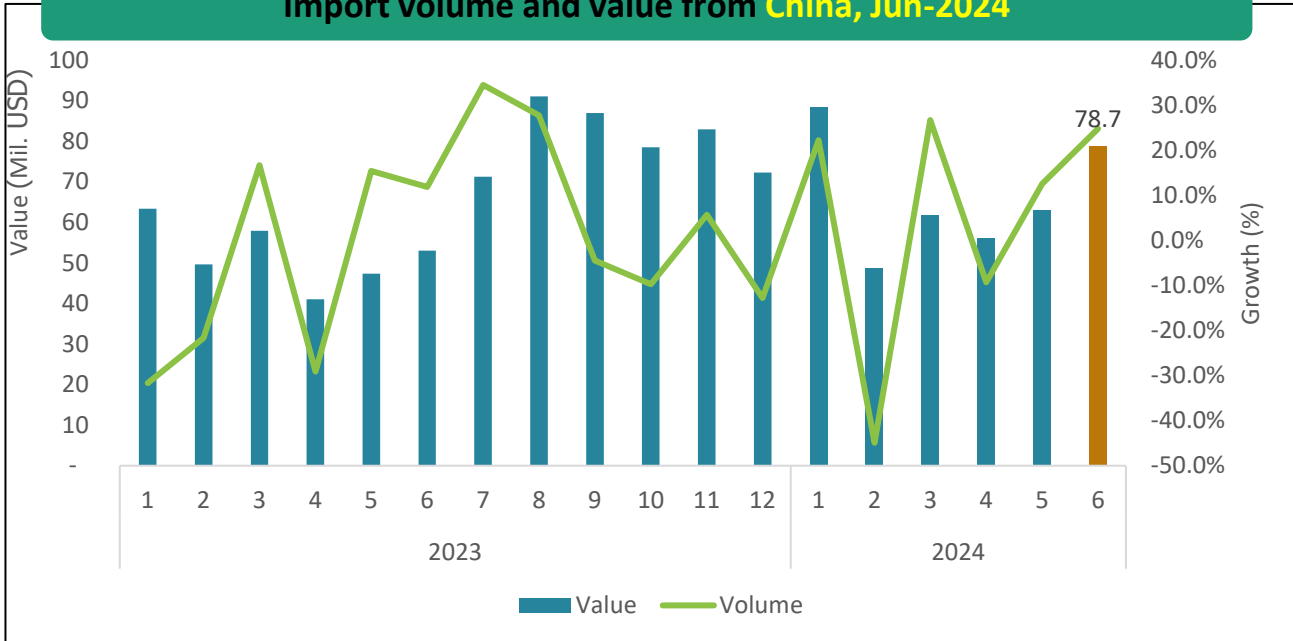
Value ratio of TOP 5 export enterprises to **China, Jun-2024**





FRUITS & VEGETABLES (IMPORT)

Import volume and value from China, Jun-2024



Import results from China, Jun-2024

VALUE



78.7

mil. USD

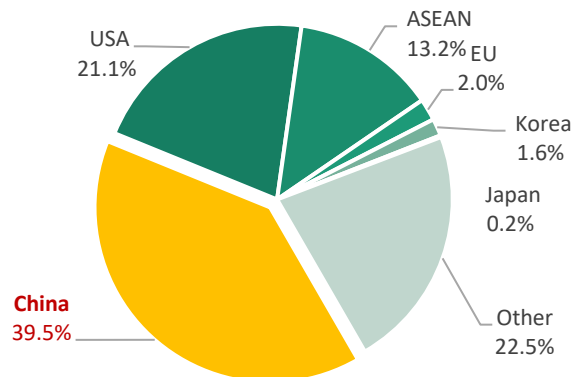
Increase **24.8%** compared to May-2024

Increase **48.5%** compared to Jun-2023

12.5 mil. USD more than the monthly average rate in 2023

Accumulated 6 months of 2024 reaches **379.2** mil. USD, **50.0%** of total 2023

Percentage of import value from China, Jun-2024



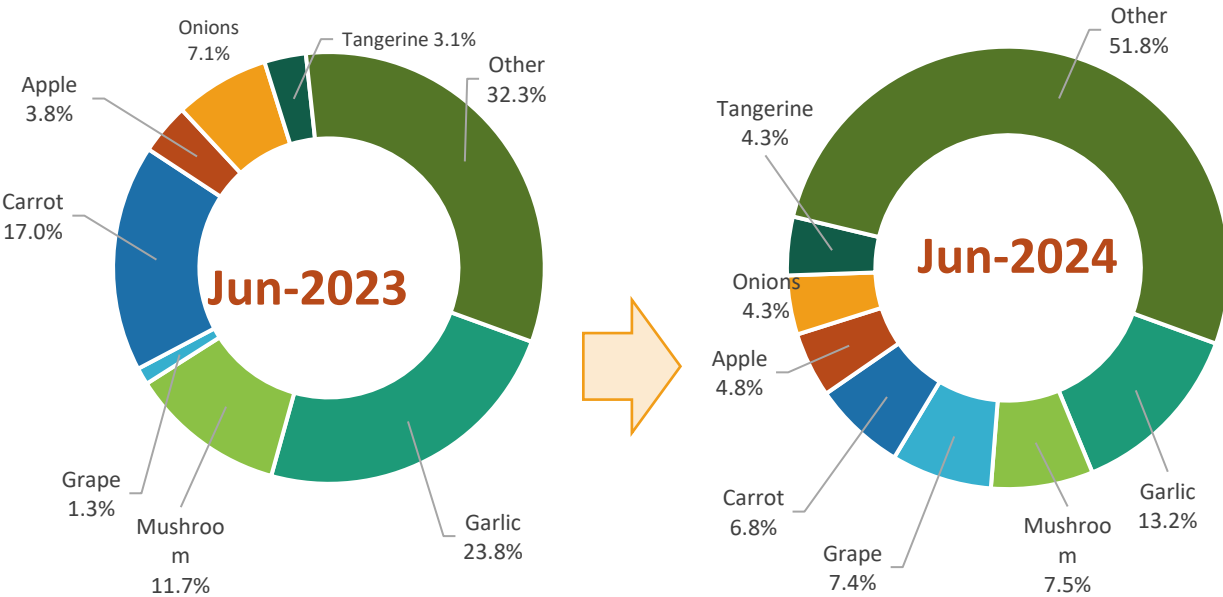
Changes in percentage of import value from China, Jun-2024





FRUITS & VEGETABLES (IMPORT)

Structure of imports by products from China, Jun-2024



Import results of some main products from China, Jun-2024



Garlic

Value: **10.4** mil. USD
 Decrease **0.8%** compared to May-2024
 Decrease **17.3%** compared to Jun-2023



Mushroom

Value: **5.9** mil. USD
 Decrease **12.1%** compared to May-2024
 Decrease **5.1%** compared to Jun-2023



Grape

Value: **5.8** mil. USD
 Increase **237.2%** compared to May-2024
 Increase **759.6%** compared to Jun-2023



Carrot

Value: **5.3** mil. USD
 Increase **90.5%** compared to May-2024
 Decrease **40.8%** compared to Jun-2023



Apple

Value: **3.7** mil. USD
 Decrease **12.7%** compared to May-2024
 Increase **85.0%** compared to Jun-2023



Onions

Value: **3.4** mil. USD
 Increase **12.5%** compared to May-2024
 Decrease **9.6%** compared to Jun-2023



Tangerine

Value: **3.4** mil. USD
 Decrease **54.0%** compared to May-2024
 Increase **104.0%** compared to Jun-2023



China completes entry procedures for Bangladeshi mangoes


On July 26, the General Administration of Customs of the People's Republic of China announced that fresh mangoes from Bangladesh that meet relevant requirements will be allowed to be imported. Mangoes exported to China must be steamed and heat treated or treated with hot water under the supervision and guidance of Bangladesh or an authorized person before export.

Source: Guojiguoshu.com

Peach and nectarine production estimated at 17.6 million tons in MY2024/25

China's peach and nectarine production is estimated at 17.6 million metric tons (MMT) in marketing year (MY) 2024/25 (January-December), slightly up from the previous year. Serious heat and drought have been affecting parts of northern China, including major peach/nectarine producing provinces, such as Shandong and Henan, since May.

Source: Freshplaza.com



China exported 970,700 tons of garlic in the first 6 months of 2024

According to data from the General Administration of Customs of the People's Republic of China, the export volume of fresh or frozen garlic in the first 6 months of 2024 reached 970,700 tons, an increase of 15.96% over the same period last year. Southeast Asian countries are still China's main garlic export market, led by Indonesia, Vietnam, Malaysia, etc.

Source: Guojiguoshu.com

Vietnam's fruit and vegetable exports to China are forecast to grow strongly

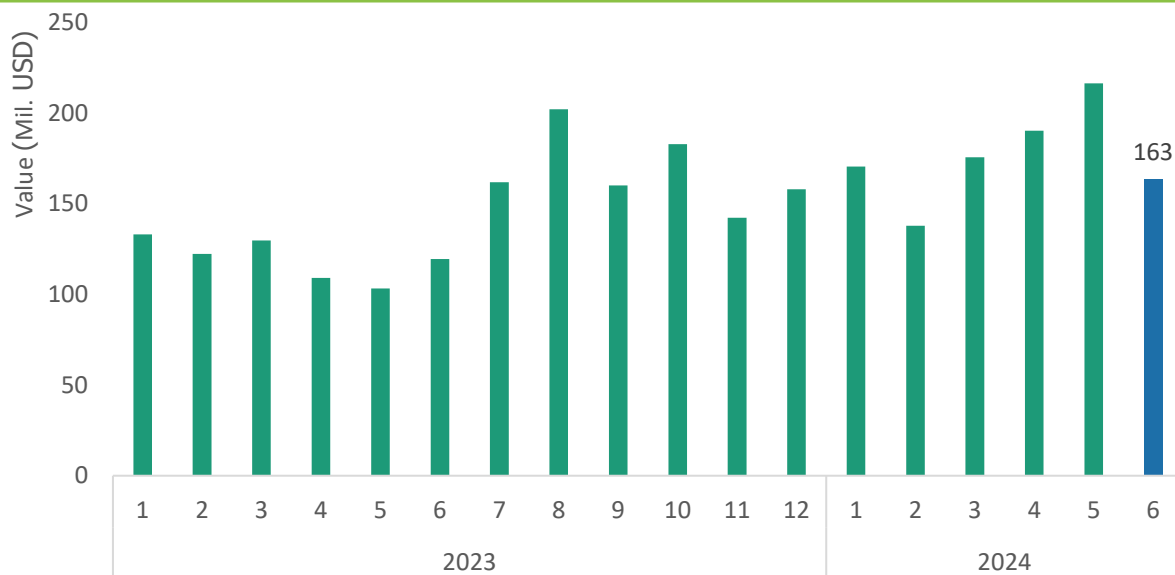
Vietnam's fruit and vegetable exports are forecast to continue to be favorable in the near future due to abundant domestic supply and increasing demand from traditional and potential markets. In particular, some fruits such as durian that have entered the main harvest season such as dragon fruit, pineapple, watermelon, mango, longan... will contribute to further growth in the Chinese market.

Source: Vtv.vn



WOOD & WOODEN PRODUCTS

Export volume and value to China, Jun-2024



Export results to China, Jun-2024



163

mil. USD

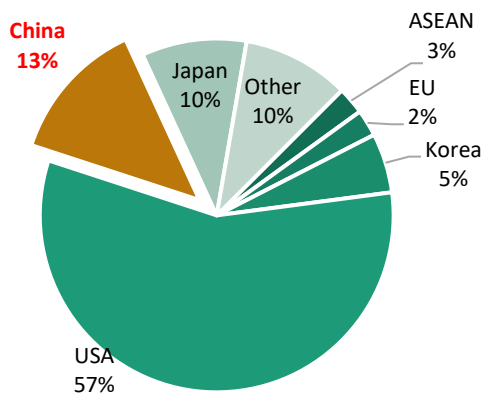
Decrease **24.5%** compared to May-2024

Increase **36.9%** compared to Jun-2023

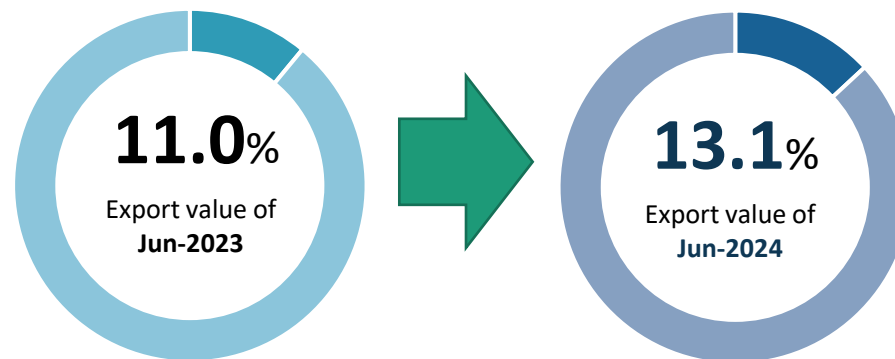
↑ **19.8 mil. USD** more than the monthly average rate in 2023

Accumulated 6 months of 2024 reaches **1.1 bil, USD**, **61.1%** of total 2023

Percentage of export value to China, Jun-2024



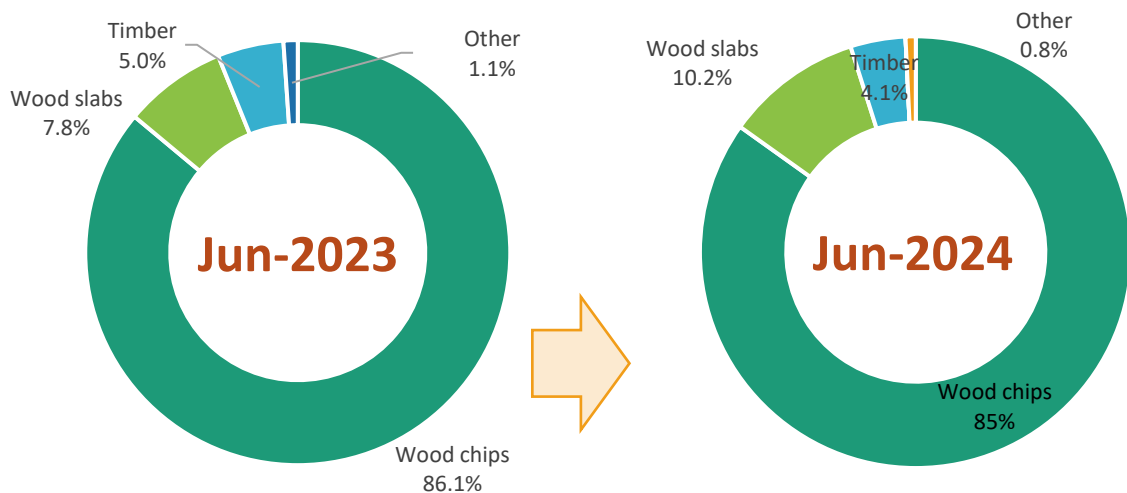
Changes in percentage of export value to China, Jun-2024



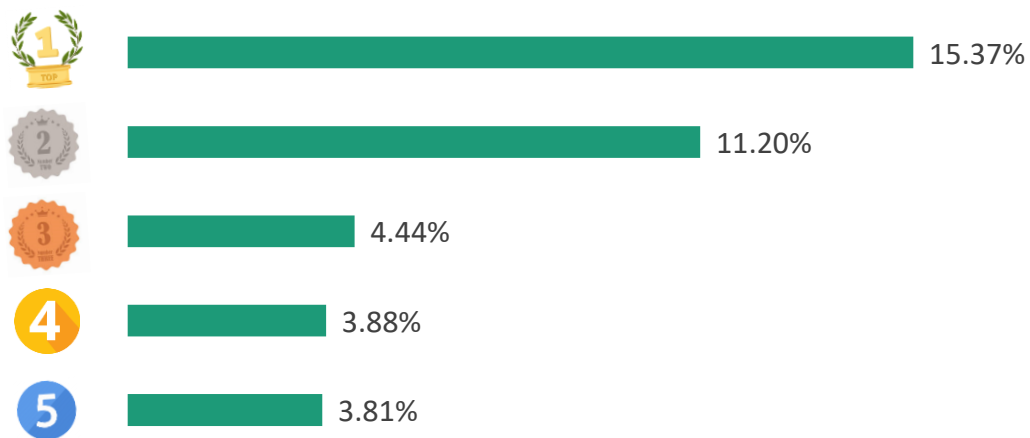


WOOD & WOODEN PRODUCTS

Structure of exports by products to China, Jun-2024



TOP 5 export enterprises by value to China, Jun-2024



Export results to China, Jun-2024



Wood chips

Value: **134.2** mil. USD

Decrease **28%** compared to May-2024

Increase **33%** compared to Jun-2023



Wood slabs

Value: **16.2** mil. USD

Decrease **38%** compared to May-2024

Increase **76%** compared to Jun-2023



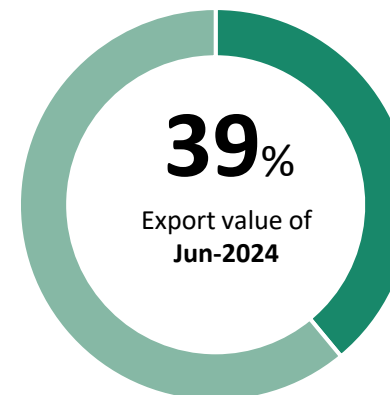
Timber

Value: **6.5** mil. USD

Increase **24%** compared to May-2024

Increase **10%** compared to Jun-2023

Value ratio of TOP 5 export enterprises to China, Jun-2024





WOOD & WOODEN PRODUCTS



SPOTLIGHTS

According to the General Administration of Customs of the People's Republic of China, in May 2024, China's imports of roundwood and sawn timber reached 5.99 million m³, down 6.45% over the same period last year. Of which, roundwood imports decreased by 4%, sawnwood imports decreased by nearly 10%.

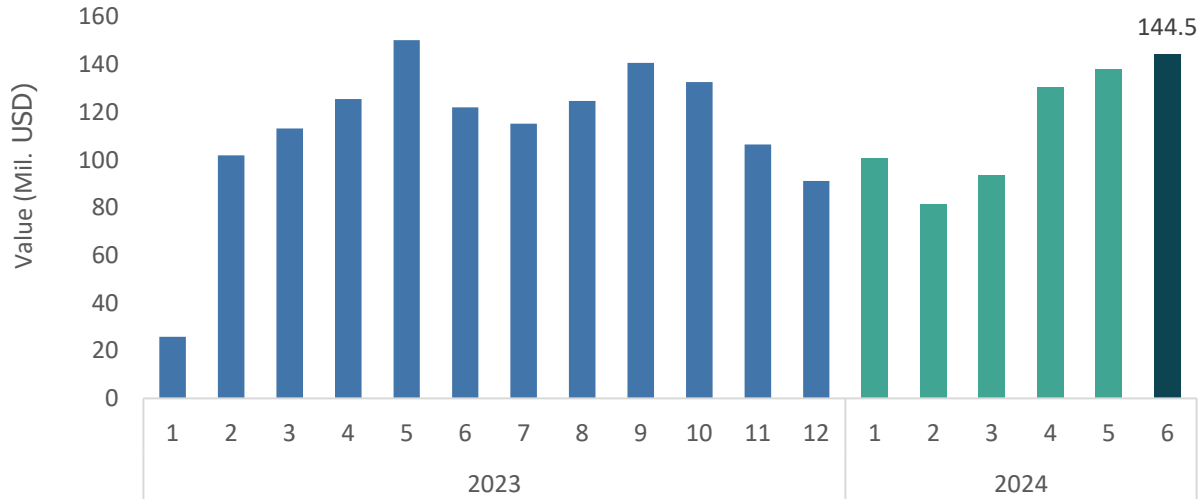
Cumulatively in the first 5 months of 2024, China's furniture exports reached 212.55 billion CNY (29.5 billion USD), an increase of 20.5% over the same period last year.

Source: ITTO



FISHERIES

Export volume and value to China, Jun-2024



Export results to China, Jun-2024

VALUE
144.5 mil. USD



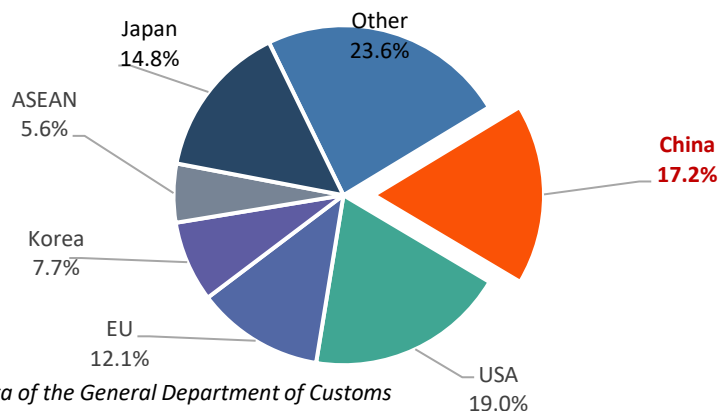
➔ Increase **4.6%** compared to May-2024

➔ Increase **18.5%** compared to Jun-2023

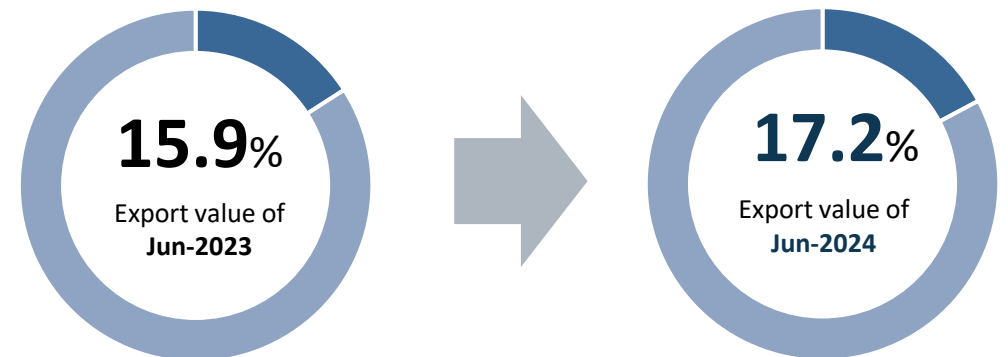
▲ **32.1** mil. USD more than the monthly average rate in 2023

❖ Accumulated 6 months of 2024 reaches **688.8** mil. USD, **51.0%** of total 2023

Percentage of export value to China, Jun-2024



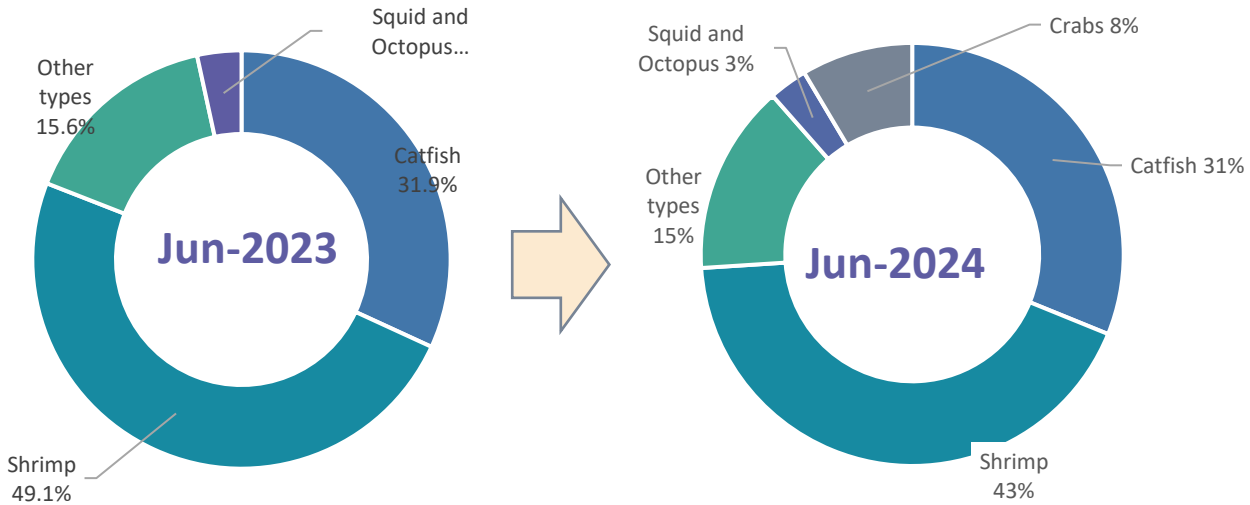
Changes in percentage of export value to China, Jun-2024





FISHERIES

Structure of exports by products to China, Jun-2024



Seafood exports to China, Jun-2024



Catfish

Value: **45.0** mil. USD
 Increase **11.8%** compared to May-2024
 Increase **15.8%** compared to Jun-2023



Shrimp

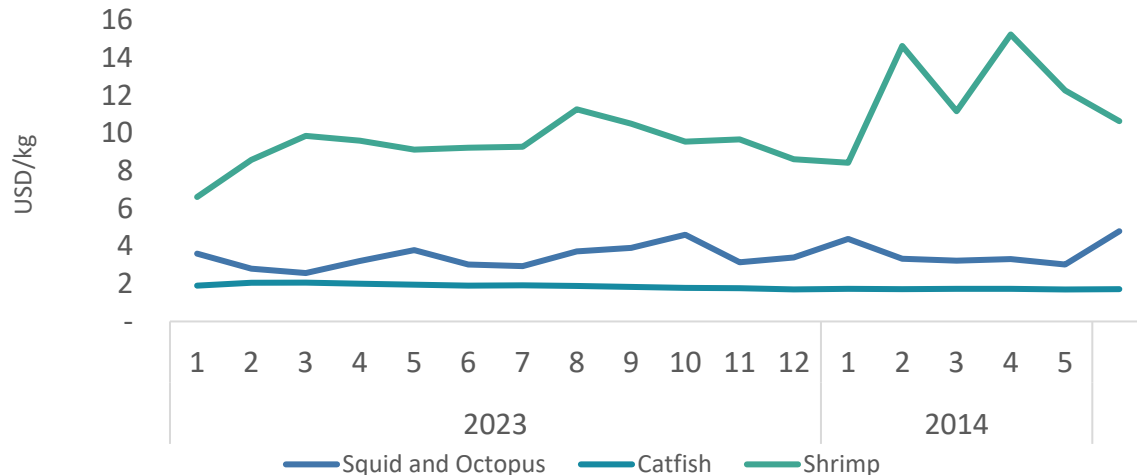
Value: **61.9** mil. USD
 Increase **2.1%** compared to May-2024
 Increase **3.4%** compared to Jun-2023



Squid and Octopus

Value: **4.3** mil. USD
 Decrease **27.6%** compared to May-2024
 Increase **2.6%** compared to Jun-2023

Average export seafood price to China, Jun-2024



Squid and Octopus

The average export price in Jun-2024 is **4.8** USD/kg; **increase 58.6%** compared to the previous month; and **increase 58.6%** compared to the same month of 2023.

Catfish

The average export price in Jun-2024 is **1.7** USD/kg; **increase 0.6%** compared to the previous month; and **decrease 9.6%** compared to the same month of 2023.

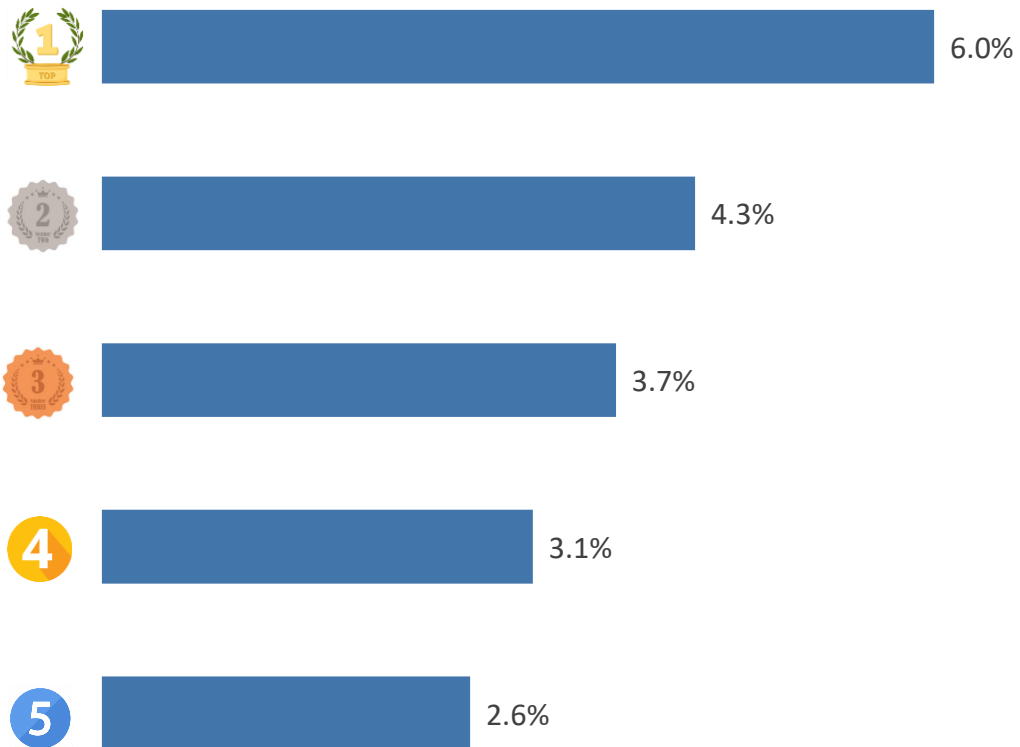
Shrimp

The average export price in Jun-2024 is **10.6** USD/kg; **decrease 13.4%** compared to the previous month; and **increase 15.3%** compared to the same month of 2023.

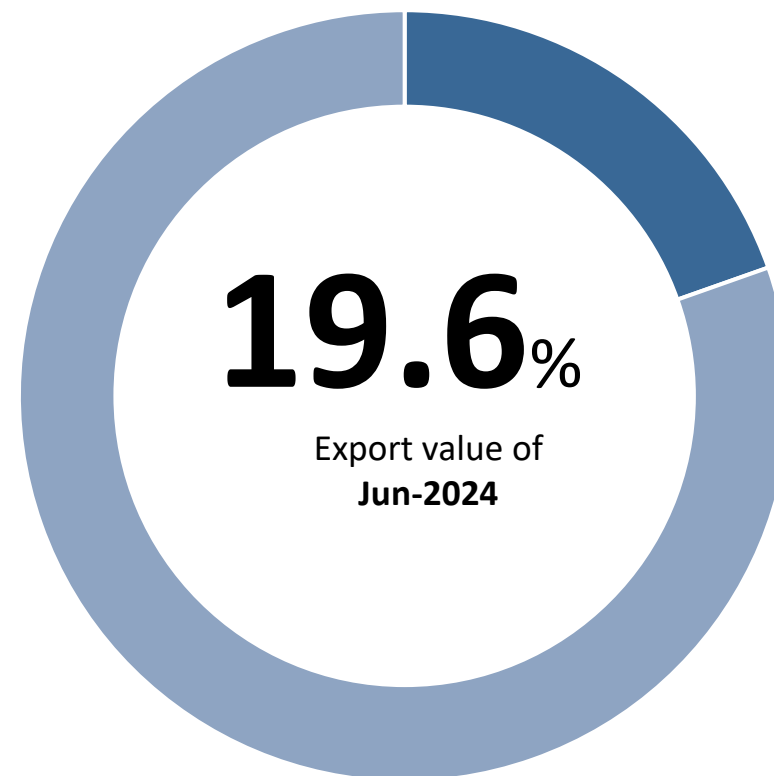


FISHERIES

TOP 5 export enterprises by value to China, Jun-2024



Value ratio of TOP 5 export enterprises to China, Jun-2024



Vietnam's pangasius exports to China in June reached their highest level since the beginning of the year.

Vietnam Customs' data for the second quarter of 2024 shows that Vietnamese pangasius exports to China and Hong Kong reached \$146 million, up 6.5% over the same period in 2023. China and Hong Kong continue to be the largest consumers of Vietnamese pangasius, contributing 28% of Vietnam's total export value to all markets. June 2024 saw the highest pangasius export turnover to these regions since the beginning of the year, with nearly \$56 million, an increase of 16% compared to June 2023.

Although the average price of Vietnamese pangasius exports to China in the first half of this year decreased by 7% to 18% compared to the same period in 2023, the export volume still grew by 34%. With China's economy slowing down, consumers are becoming more cautious in their spending, leading importers to focus on cheaper products. Vietnamese pangasius, being more affordable than some domestic fish like carp and tilapia, has gained popularity and strengthened its foothold in the Chinese market.

Source: Vasep

Raw shrimp prices in Jiangsu, China dropped sharply.

In China, the price of live black tiger shrimp sized 60/kg in Jiangsu province decreased to 30 yuan (4.13 USD)/kg in week 27 (July 1-7, 2024), the lowest level in the past 6 years. Notably, the price of shrimp at the lagoon is currently lower than the price of imported frozen Ecuadorian shrimp, with an average of 4.50 USD/kg in May.

Haid Group forecasts that shrimp prices in southern China may increase due to a shortage of shrimp from farming ponds, but prices are expected to remain stable in eastern China until September due to abundant production in Jiangsu.

Source: Vasep



Tin liên quan



RICE

Export volume and value to China, Jun-2024



Export results to China, Jun-2024

VALUE

6.6 mil. USD



↘ Decrease **66.7%** compared to May-2024

↘ Decrease **75.2%** compared to Jun-2023

↓ **37.7 mil. USD** less than the monthly average rate in 2023

❖ Accumulated 6 months of 2024 reaches **125.8 mil. USD, 23.7%** of total 2023

VOLUME

11.2 ths. tons



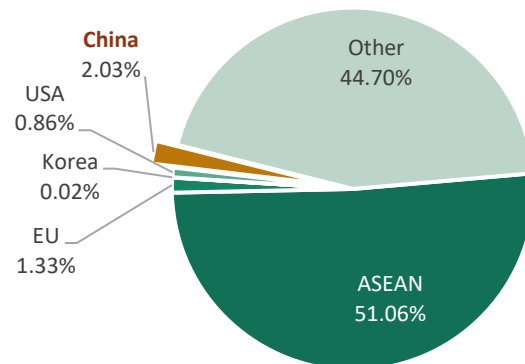
↘ Decrease **67.6%** compared to May-2024

↘ Decrease **75.1%** compared to Jun-2023

↓ **65.3 ths. tons** less than the monthly average rate in 2023

❖ Accumulated 6 months of 2024 reaches **214.9 ths. tons, 23.4%** of total 2023

Percentage of export value to China, Jun-2024



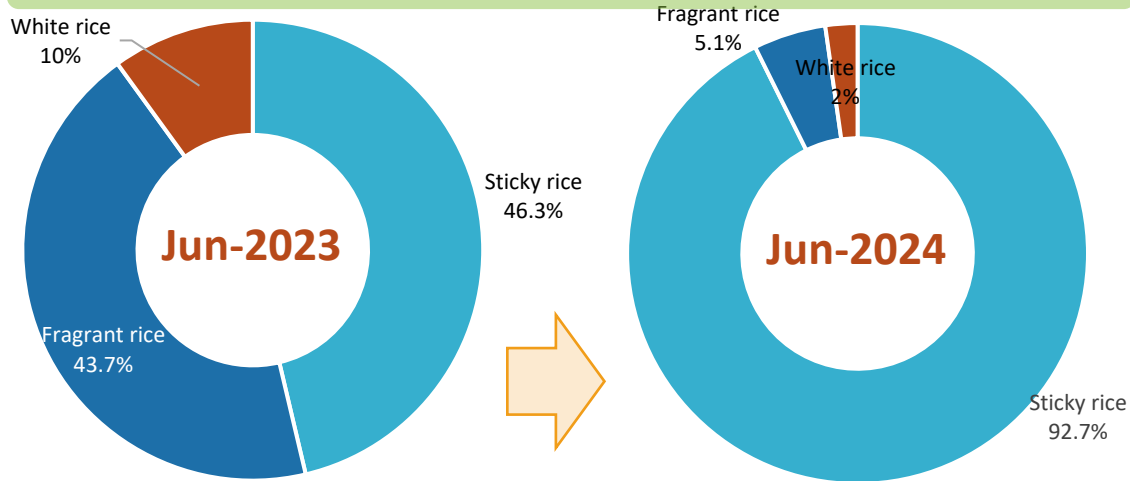
Changes in percentage of export value to China, Jun-2024



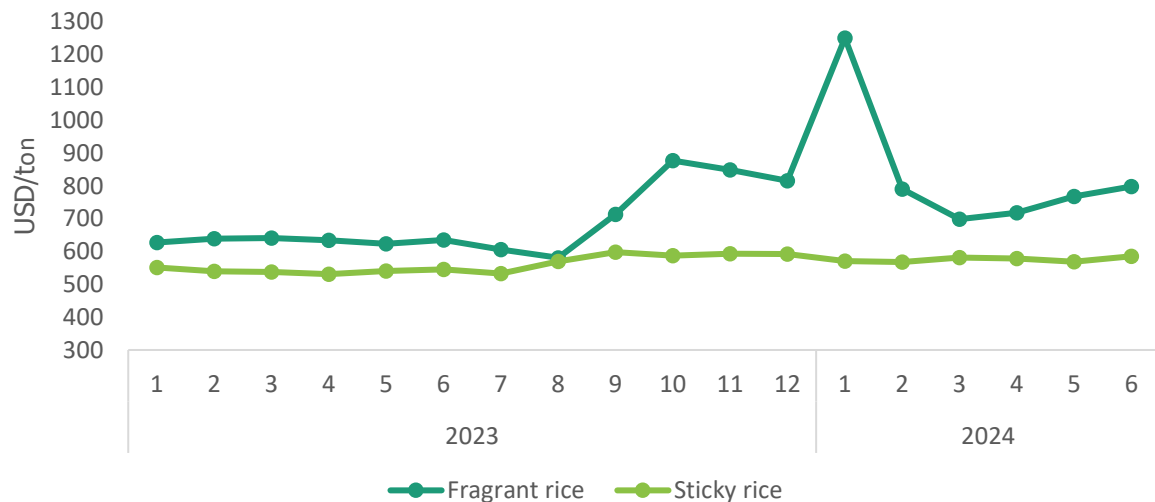


RICE

Structure of exports by products to China, Jun-2024



Average export rice price to China, Jun-2024



Export results to China, Jun-2024



Sticky rice

Value: **6.1** mil. USD

Decrease **65%** compared to May-2024

Decrease **50%** compared to Jun-2023

Fragrant rice

Value: **0.3** mil. USD

Decrease **65%** compared to May-2024

Decrease **97%** compared to Jun-2023

White rice

Value: **0.1** mil. USD

Decrease **87%** compared to May-2024

Decrease **94%** compared to Jun-2023

Sticky rice

The average export price in Jun-2024 is **585** USD/ton; **increase 3%** compared to the previous month; and **increase 7%** compared to the same month of 2023.

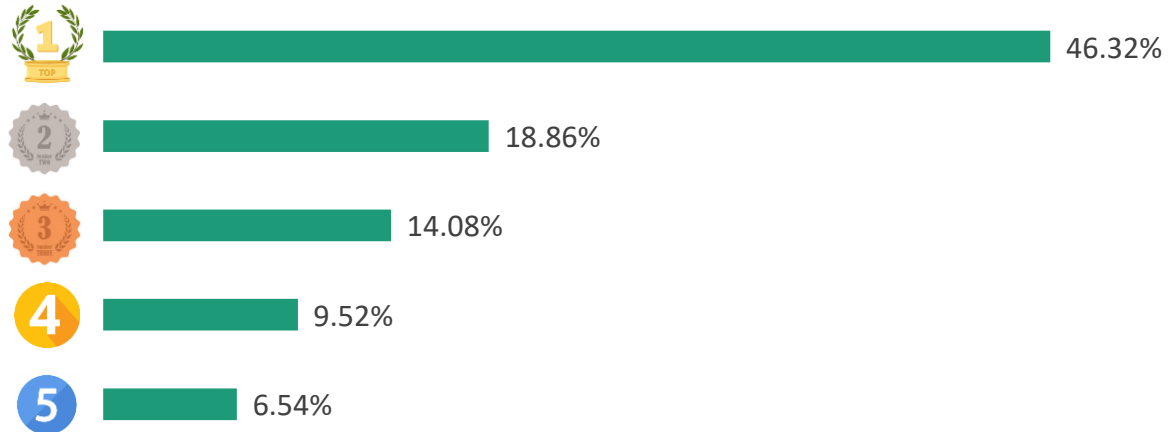
Fragrant rice

The average export price in Jun-2024 is **798** USD/ton; **increase 4%** compared to the previous month; and **increase 26%** compared to the same month of 2023.

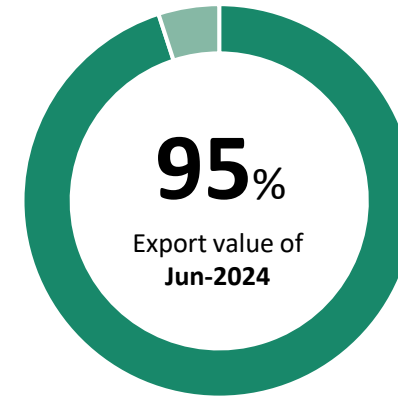


RICE

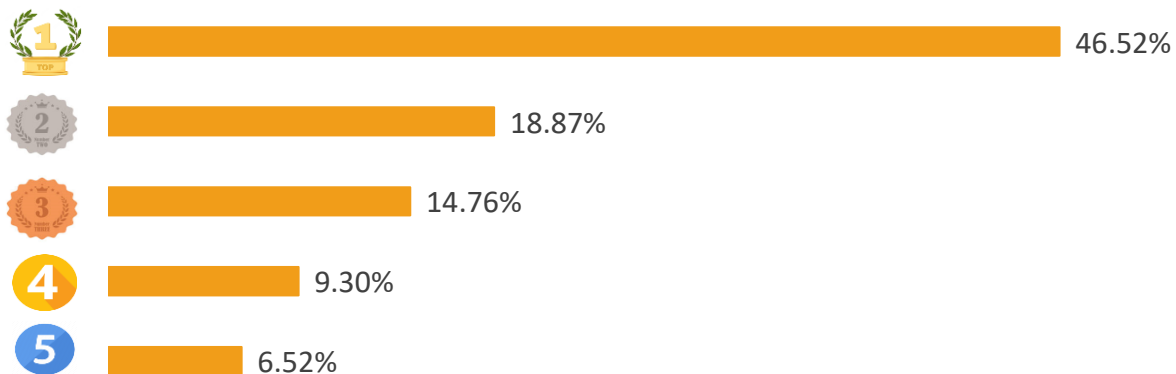
TOP 5 export enterprises by value to China, Jun-2024



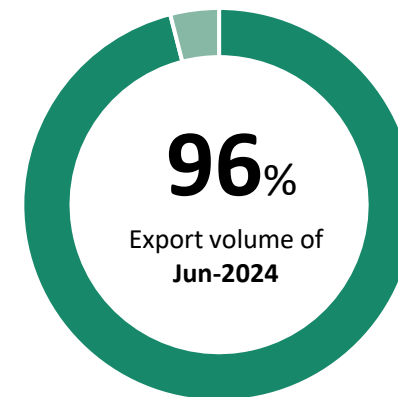
Value ratio of TOP 5 export enterprises to China, Jun-2024



TOP 5 export enterprises by volume to China, Jun-2024



Volume ratio of TOP 5 export enterprises to China, Jun-2024





RICE



SPOTLIGHTS

According to the General Administration of Customs of the People's Republic of China, in June 2024, China imported 80,000 tons of rice, down 90,000 tons compared to the previous month. In the first 6 months of 2024, China imported a total of 730,000 tons, down 59.3% over the same period last year.

In June 2024, China exported 60,000 tons of rice, down 90,000 tons compared to the previous month. In the first 6 months of 2024, China has exported a total of 560,000 tons, up 5.6% over the same period last year.

Source: 163.com

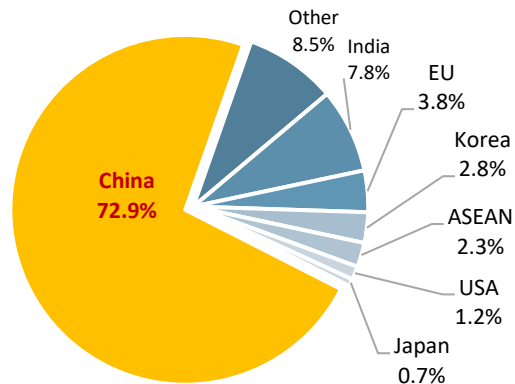


RUBBER

Export volume and value to China, Jun-2024



Percentage of export value to China, Jun-2024



Export results to China, Jun-2024

VALUE

170.1 mil. USD

↗ Increase **124%** compared to May-2024

↗ Increase **46%** compared to Jun-2023

↓ **19 mil. USD** less than the monthly average rate in 2023

❖ Accumulated 6 months of 2024 reaches **717 mil. USD**, **32%** of total 2023

VOLUME

108.7 ths. tons

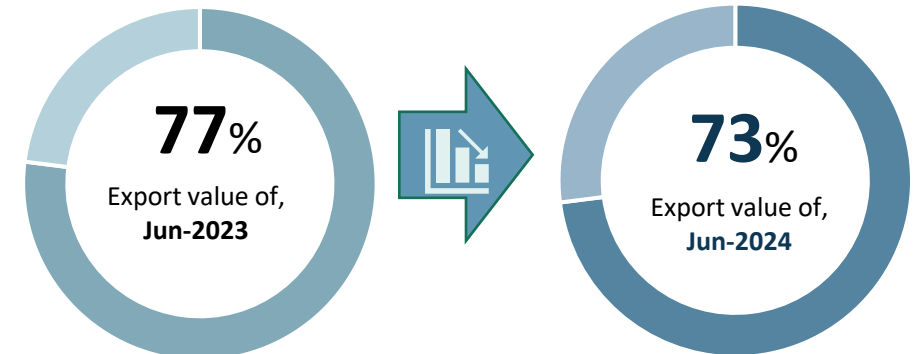
↗ Increase **115.2%** compared to May-2024

↗ Increase **24.5%** compared to Jun-2023

↓ **33 ths. tons** less than the monthly average rate in 2023

❖ Accumulated 6 months of 2024 reaches **489 ths. tons**, **29%** of total 2023

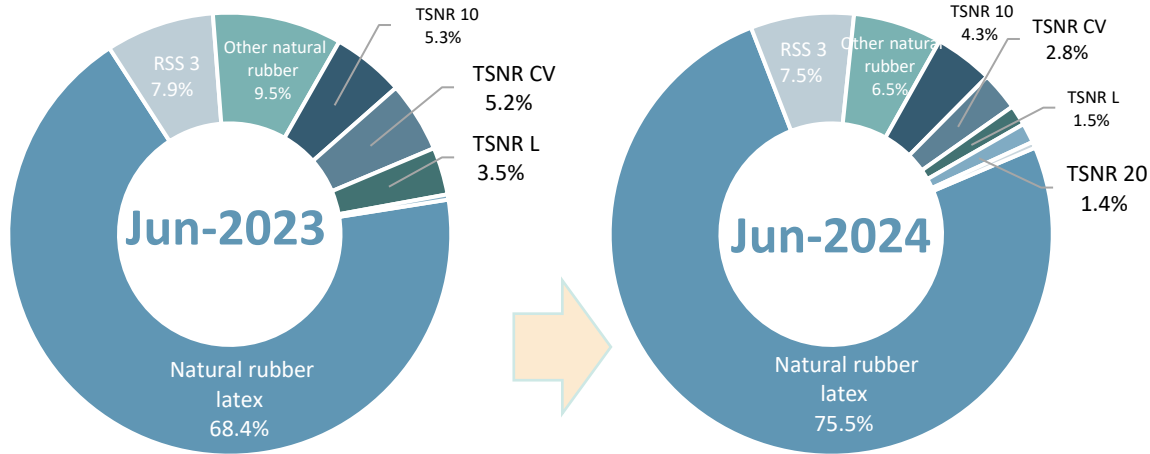
Changes in percentage of export value to China, Jun-2024





RUBBER

Structure of exports by products to China, Jun-2024



Export results to China, Jun-2024



Natural rubber latex

Value: **128.5** mil. USD

Increase **156%** compared to May-2024

Increase **5%** compared to Jun-2023



RSS 3

Value: **12.8** mil. USD

Increase **851%** compared to May-2024

Decrease **9.5%** compared to Jun-2023



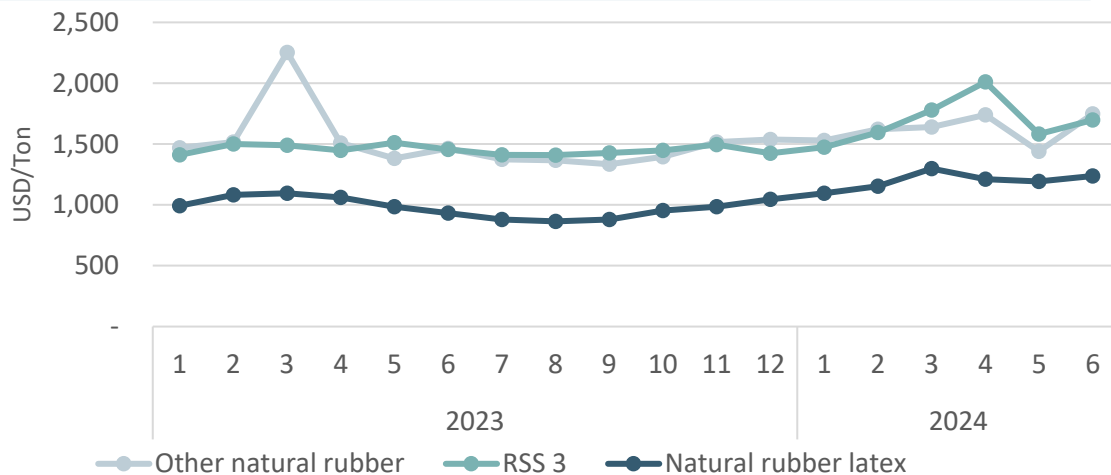
Other natural rubber

Value: **11** mil. USD

Increase **83%** compared to May-2024

Decrease **35%** compared to Jun-2023

Average export price to China, Jun-2024



Natural rubber latex

The average export price in Jun-2024 is **1.238** USD/ton; **increase 3.7%** compared to the previous month; and **increase 33%** compared to the same month of 2023.

RSS 3

The average export price in Jun-2024 is **1.583** USD/ton; **increase 0.1%** compared to the previous month; and **increase 8.7%** compared to the same month of 2023.

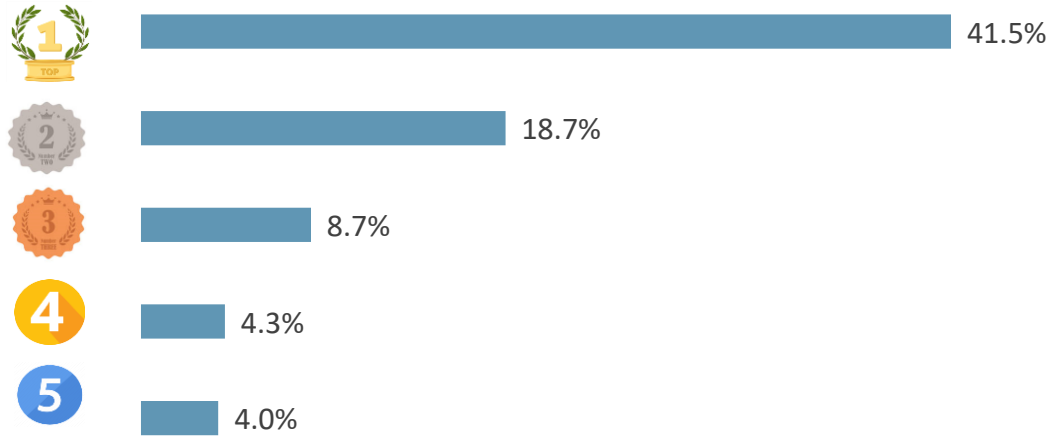
Other natural rubber

The average export price in Jun-2024 is **1.748** USD/ton; **increase 21.5%** compared to the previous month; and **increase 19.4%** compared to the same month of 2023.

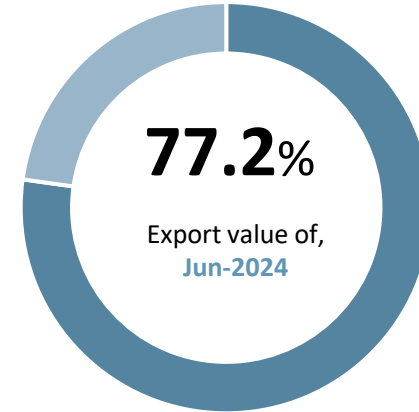


RUBBER

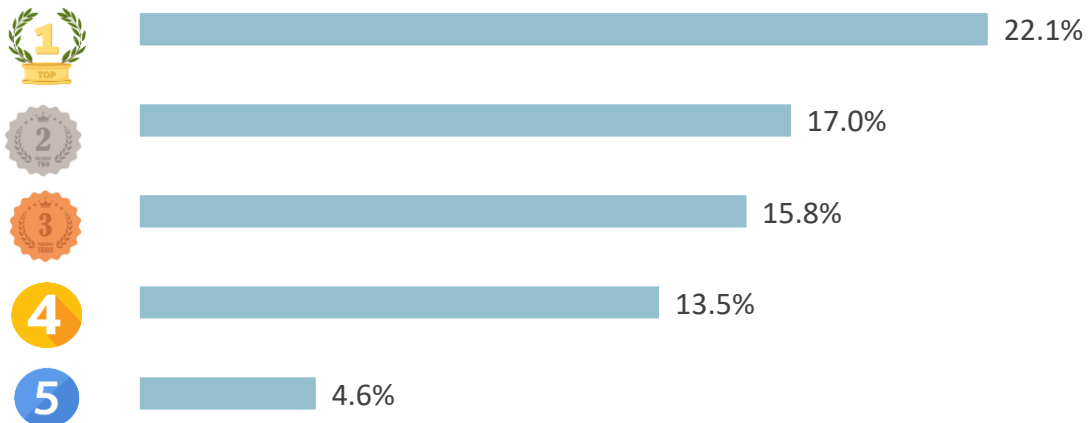
TOP 5 export enterprises by value to China, Jun-2024



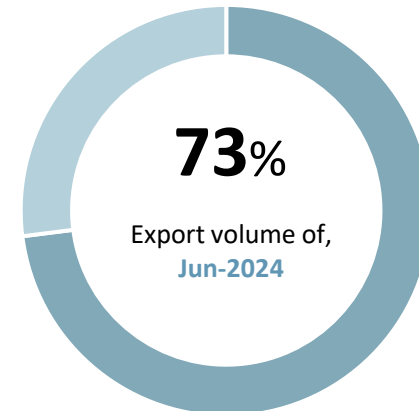
Value ratio of TOP 5 export enterprises to China, Jun-2024



TOP 5 export enterprises by volume to China, Jun-2024



Volume ratio of TOP 5 export enterprises to China, Jun-2024





RUBBER

SPOTLIGHTS

❖ In June 2024, China imported 471 thousand tons of natural and synthetic rubber (including rubber latex), down 25.6% in volume compared to the same period in 2023.

Accumulated in the first 6 months of 2024, China imported 3.28 million tons of natural and synthetic rubber (including rubber latex), down 18% in volume compared to the same period in 2023.

Source: General Administration of Customs of the People's Republic of China

❖ In June 2024, rubber tire output in China reached 93.4 million units, an increase of 8.8% over the same period last year. In the first 6 months of 2024, rubber tire output will reach 525.9 million units, up 10.5% over the same period last year.

Source: Cục Thống kê Quốc gia Trung Quốc

❖ In June 2024, China's rubber tire exports reached 880 thousand tons, an increase of 8.6% over the same period last year. Cumulatively in the first 6 months of 2024, China's total rubber tire export volume reached 4.51 million tons, up 5.3% over the same period last year. Of which, the export volume of car tires reached 3.85 million tons, an increase of 5.3% over the same period in 2023.

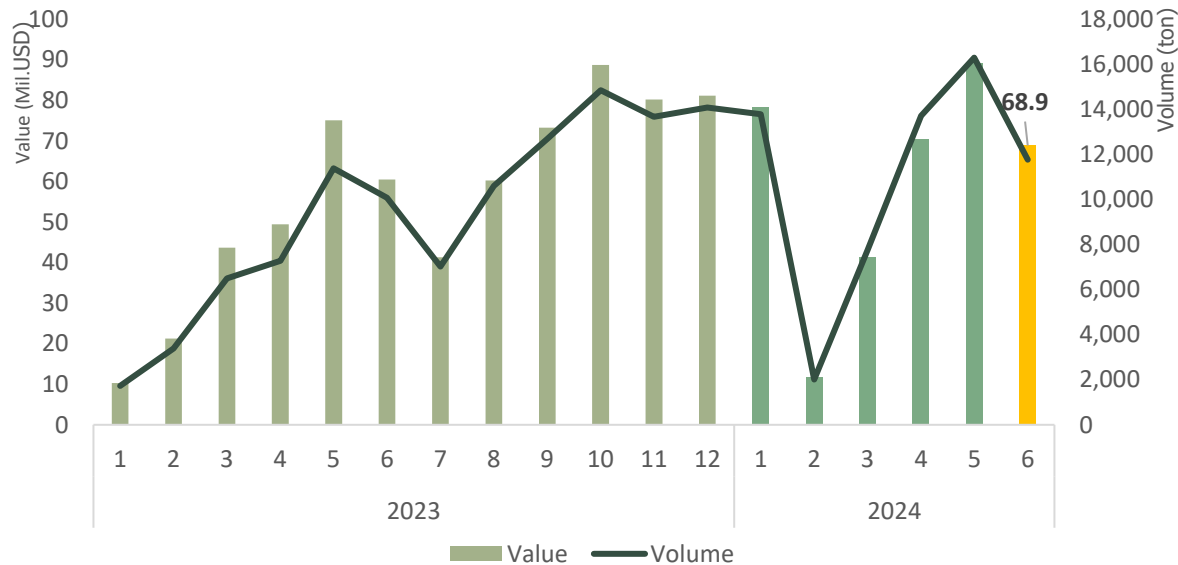
Source: General Administration of Customs of the People's Republic of China





CASHEW NUTS

Export value and volume to China, Jun-2024



Export results to China, Jun-2024

VALUE
68.9 mil. USD

⬇️ Decrease **23%** compared to May-2024

⬆️ Increase **14%** compared to Jun-2023

⬆️ **12 mil. USD** more than the monthly average rate in 2023

❖ Accumulated 6 months of 2024 reaches **360 mil. USD, 53%** of total 2023

VOLUME
11.8 ths. tons

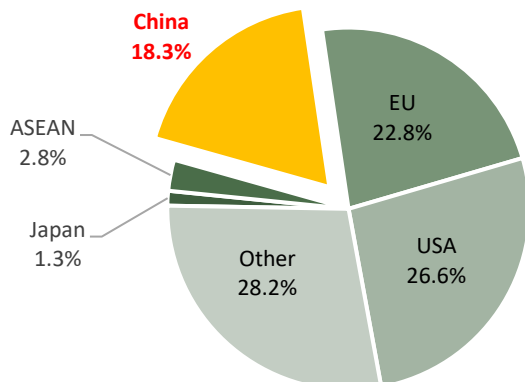
⬇️ Decrease **28%** compared to May-2024

⬆️ Increase **17%** compared to Jun-2023

⬆️ **2.3 ths. tons** more than the monthly average rate in 2023

❖ Accumulated 6 months of 2024 reaches **65 ths. tons, 58%** of total 2023

Changes in percentage of export value to China, Jun-2024



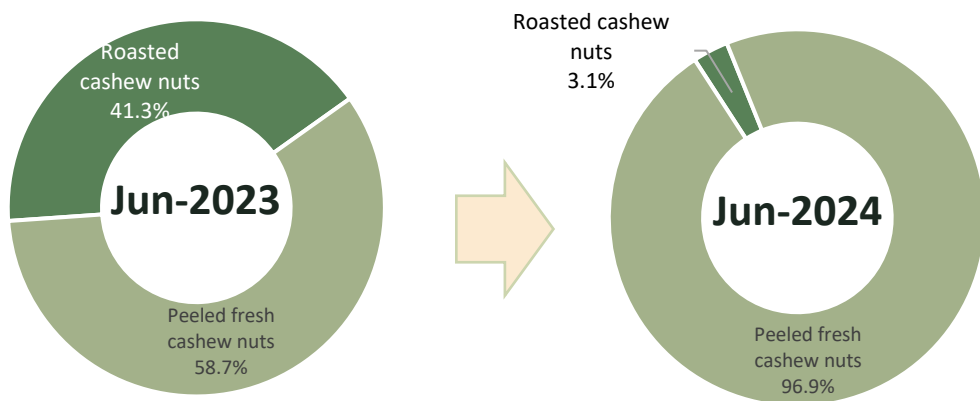
Changes in percentage of export value to China, Nov-2023





CASHEW NUTS

Structure of exports by products to China, Jun-2024



Export results to China, Jun-2024



Peeled fresh cashew nuts

Value: **66.75** mil. USD

Decrease **24%** compared to May-2024

Increase **86%** compared to Jun-2023



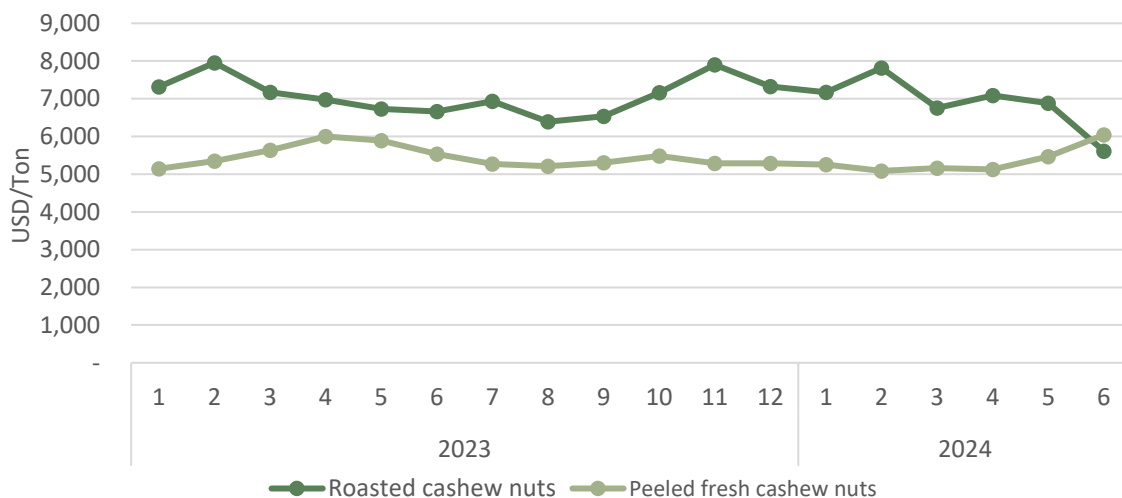
Roasted cashew nuts

Value: **2.11** mil. USD

Increase **8.0%** compared to May-2024

Decrease **24%** compared to Jun-2023

Average export cashew nuts price to China, Jun-2024



Peeled fresh cashew nuts

The average export price in Jun-2024 is **6.042** USD/ton; increase **10.6%** compared to the previous month; and increase **9.1%** compared to the same month of 2023.

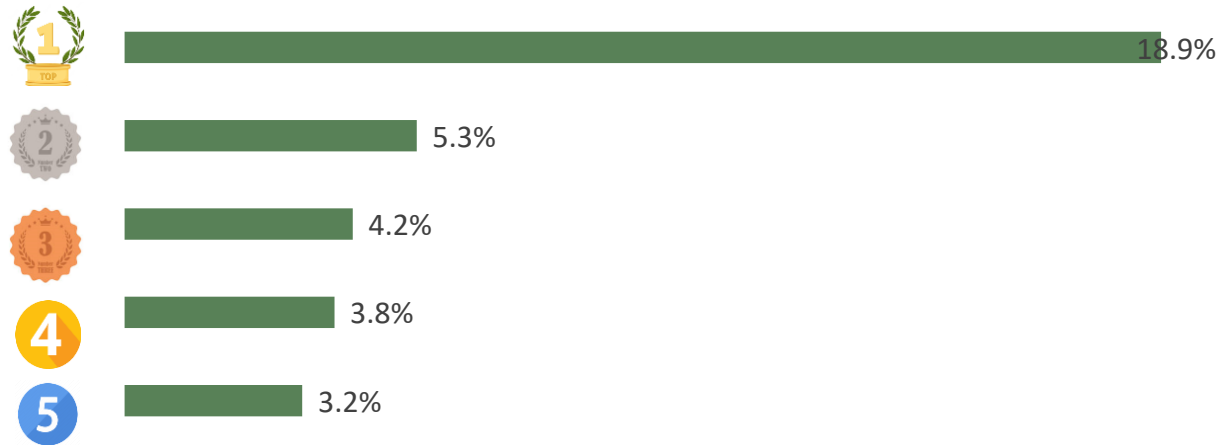
Roasted cashew nuts

The average export price in Jun-2024 is **5.614** USD/ton; decrease **18.4%** compared to the previous month; and decrease **15.8%** compared to the same month of 2023.

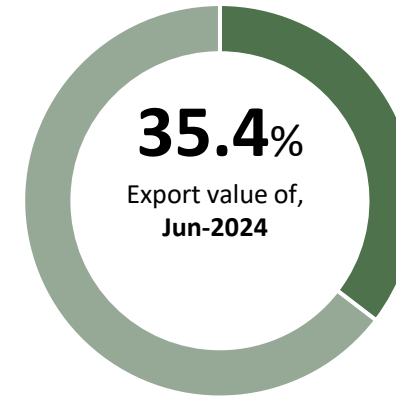


CASHEW NUTS

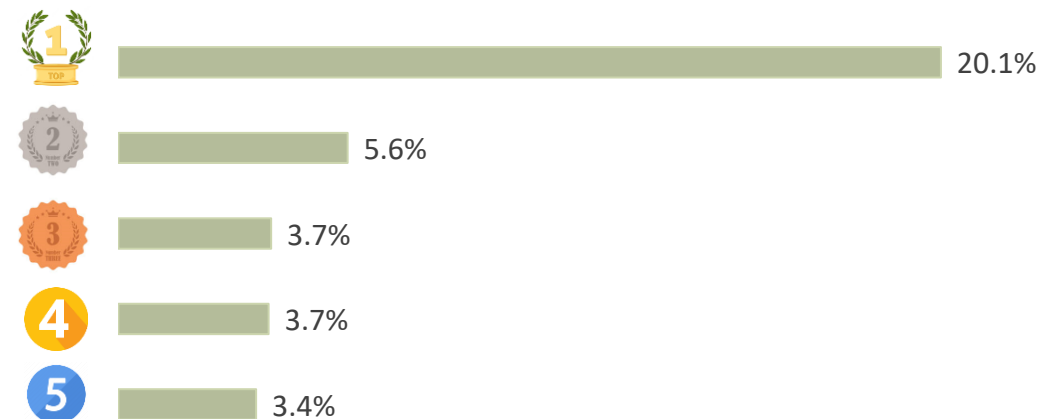
TOP 5 export enterprises by value to China, Jun-2024



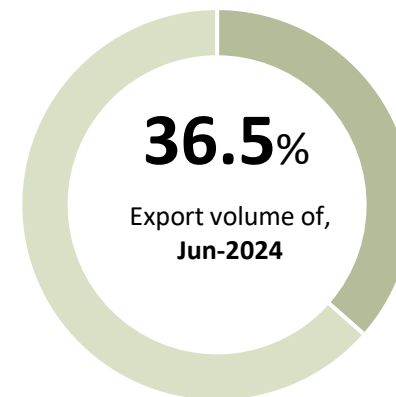
Value ratio of TOP 5 export enterprises to China, Jun-2024



TOP 5 export enterprises by volume to China, Jun-2024



Volume ratio of TOP 5 export enterprises to China, Jun-2024



CASHEW NUTS

SPOTLIGHTS



In June 2024, China imported cashew nuts reaching 10.5 thousand tons, worth nearly 53.7 million USD, an increase of 21.6% in volume and an increase of 3.8% in value compared to the same period in 2023. China increased cashew imports from Cambodia, Thailand, Togo, and Myanmar, while it decreased cashew imports from Vietnam, the United States, Turkey, and Ghana compared to the same period last year.

In the first 6 months of 2024, China imported 74.09 thousand tons of cashew nuts, worth nearly 483.3 million USD, up 67.1% in volume and 76.4% in value over the same period. 2023. China imports cashew nuts mainly from Vietnam (accounting for 37.4% of China's total imports), the United States (accounting for 36.2), Thailand (accounting for 9.0%), Turkey (accounting for 5.3%), Malaysia (accounting for 2.4%), Myanmar (accounting for 1.4%) and Ivory Coast (accounting for 1.4%).

Source: General Administration of Customs of the People's Republic of China



Any comments, please send to:

INFORMATION CENTER FOR AGRICULTURE AND RURAL DEVELOPMENT
INSTITUTE OF POLICY AND STRATEGY FOR AGRICULTURE AND RURAL DEVELOPMENT

Address: *16 Thuy Khue Street, Thuy Khue Wd., Tay Ho Dist., Hanoi*

Email: thongtinhitruong@ipsard.gov.vn; info@agro.gov.vn

Website: <http://agro.gov.vn/>

