

Volume: Sep-2024



**MONTHLY REPORT ON
AGRI-PRODUCT EXPORT**

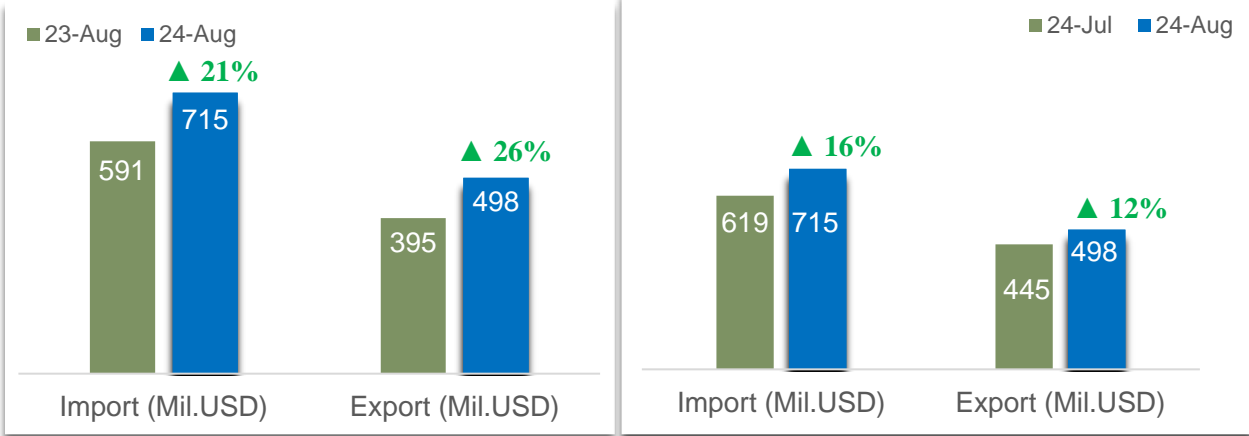
**FROM VIETNAM TO
ASEAN MARKET**

Prepared by: **AGRO@NFO**

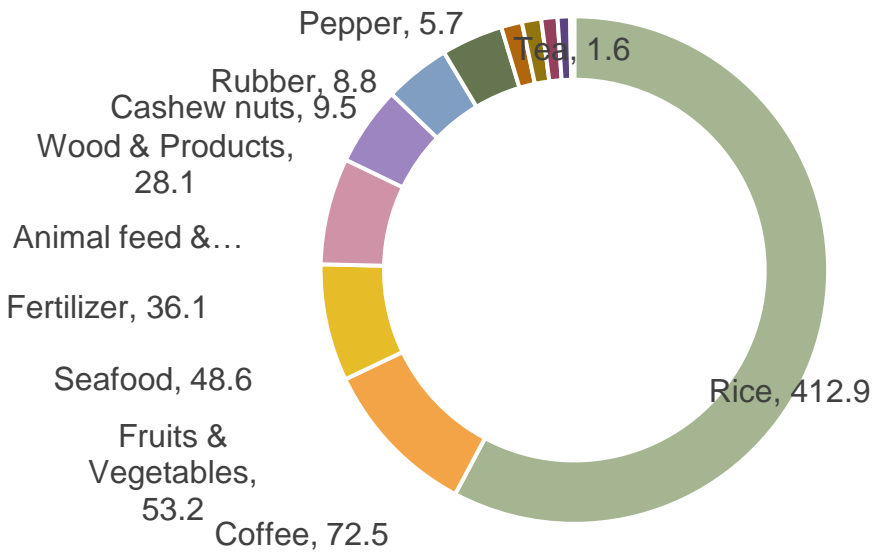


THE SITUATION OF AGRO-FORESTRY-FISHERY (AFF) PRODUCT EXPORT FROM VIET NAM TO ASEAN IN **AUGUST 2024**

AFF product import-export turnover between Viet Nam and ASEAN, August 2024



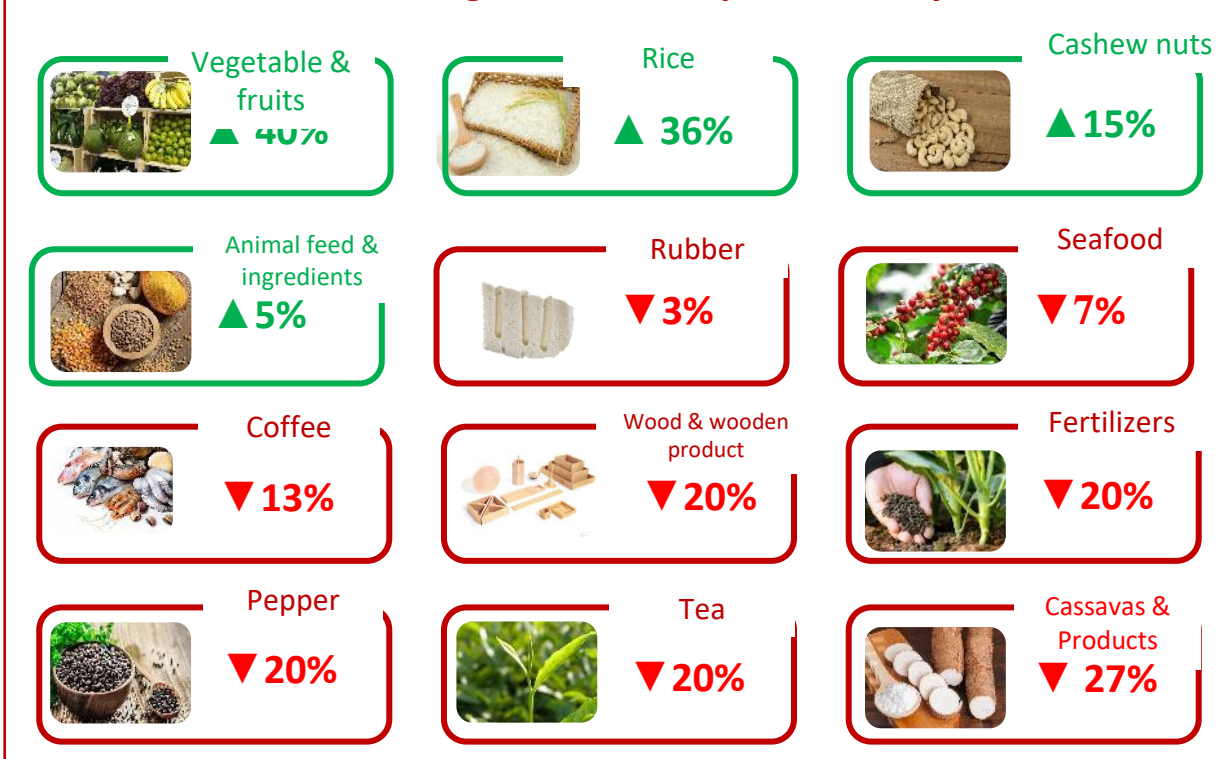
Key AFF product export value to ASEAN, August 2024



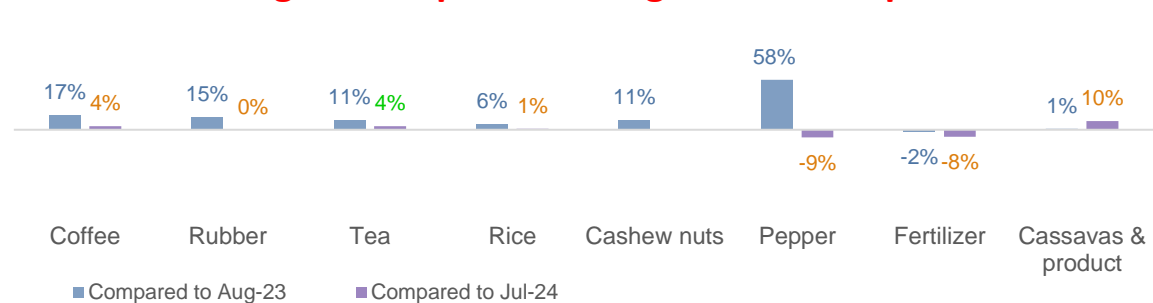
Source: Calculated from data the General Department of Customs

Unit: Mil.USD


Changes in key AFF product export value to ASEAN in August 2024 compared to July 2024



Changes in average export value of key AFF products to ASEAN in Aug-24 compared to Aug-23 and compared to Jul-24



SPOTLIGHTS



The 21st China-ASEAN Expo (CAEXPO)

The 21st China-ASEAN Expo (CAEXPO)

The 21st CAEXPO took place from September 24-28, 2024, in Nanning, China, covering an area of 200,000 m² with the participation of over 3,000 enterprises. The CAEXPO introduced numerous new activities, focusing on digital, green, and low-carbon technologies, new energy, and intelligent vehicles.

Over the past 20 years, bilateral trade between ASEAN and China has significantly increased, rising from USD 124.3 billion in 2004 to USD 909 billion in 2023, with an average annual growth rate of 11%/year. In the first eight months of 2024, China-ASEAN trade reached USD 638 billion, accounting for 15.7% of China's total trade value. ASEAN is the China's second-largest suppliers of agricultural products, particularly durian and tropical fruits.

China and ASEAN are advancing the Regional Comprehensive Economic Partnership (RCEP) and negotiating the ASEAN-China Free Trade Area version 3.0, opening new opportunities for regional development.

Source: vietnamplus.vn

Singapore and EU Sign Digital Trade Agreement

Singapore and the European Union signed the EU-Singapore Digital Trade Agreement (EUSDTA) to promote digital trade between the two regions. The agreement includes measures such as supporting e-invoicing, protecting personal data, encouraging innovation in e-payments, and eliminating customs duties on electronic transactions. Singapore and the EU are also committed to enhancing cybersecurity and consumer protection in digital trade, promoting businesses particularly SMEs to participate in the digital economy.

Source: .asiabriefing.com



Singapore and EU Conclude Digital Trade Agreement





RICE

Export volume and value to ASEAN, Aug-2024



Export results to ASEAN, Aug-2024

VALUE
413.9 Mil. USD

↗ Increase **36.3%** compared to Jul-24

↗ Increases **20.0%** compared to Aug-23

↗ **186.3 Mil. USD** more than the monthly average rate in 2023.

◇ Accumulated 8 months of 2024 reaches **2.7 Mil.USD**, and the rate is **99.8%** of the total in 2023.

VOLUME
703.2 thousand tons

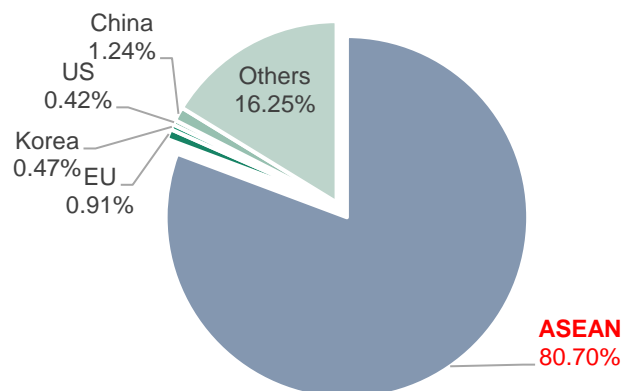
↗ Increase **33.7%** compared to Jul-24

↗ Increase **18.3%** compared to Aug-23

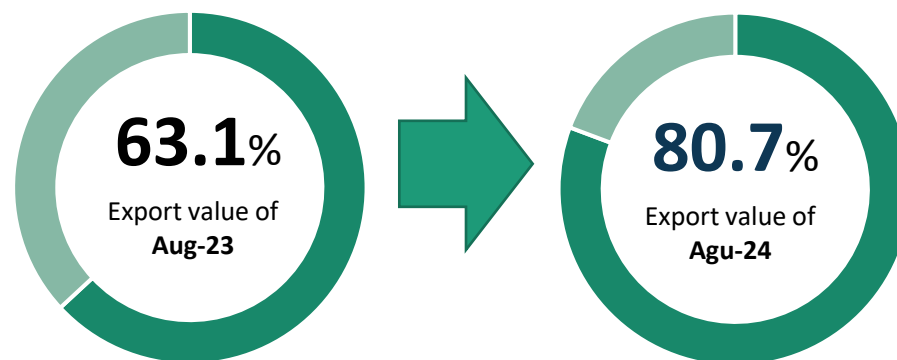
↗ **293.4 thousand tons** more than the monthly average rate in 2023.

◇ Accumulated 8 months of 2024 reaches **4.5 Mil. ton**, and the rate is **90.8%** of the total in 2023.

Percentage of export value to ASEAN, Aug-2024



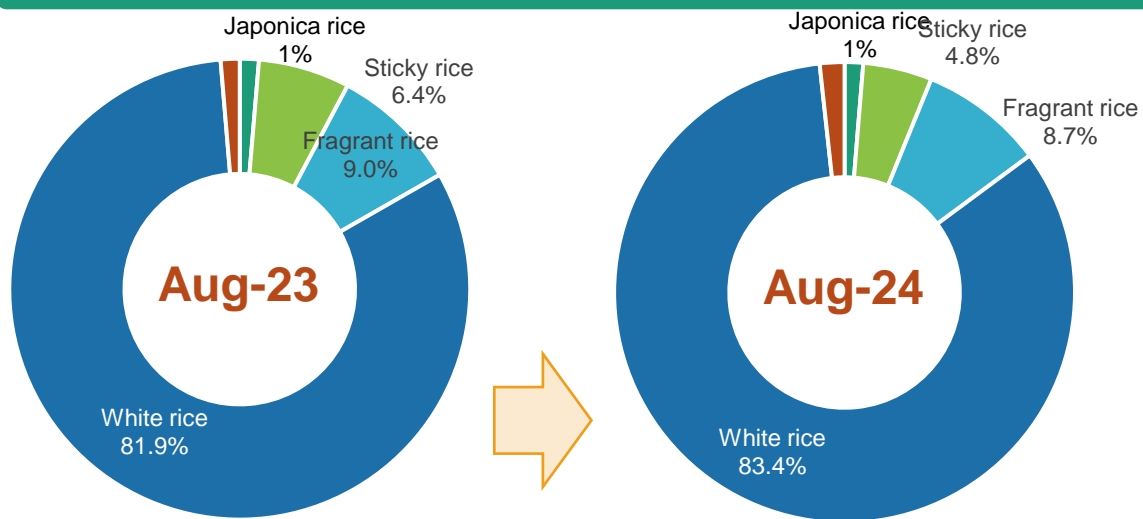
Changes in the percentage of export value to ASEAN, Aug-2024





RICE

Structure of exports by products to ASEAN, Aug-2024



Export results to ASEAN, Aug-2024



White rice

Value: **345.2** Mil.USD

Increase **30%** compared to Jul-24

Increase **22%** compared to Aug-23



Fragrant rice

Value: **36.1** Mil.USD

Increase **77%** compared to Jul-24

Imcrease **16%** compared to Aug-23



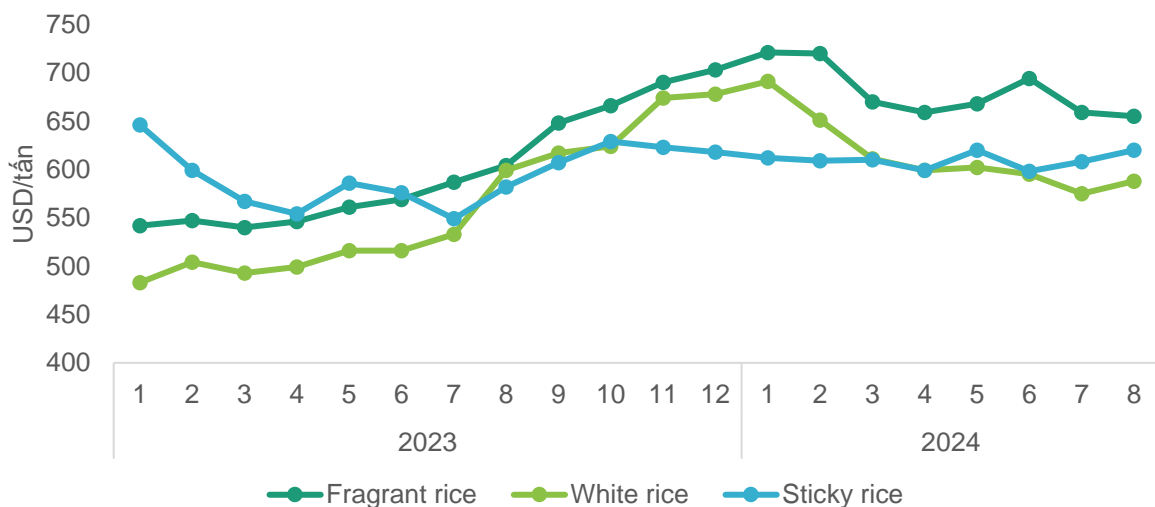
Sticky rice

Value : **20.1** Mil.USD

Increase **56%** compared to Jul-24

Decrease **9%** compared to Aug-23

Average export price to ASEAN, Aug-2024



Sticky rice

The average export price in Aug-24 is **620** USD/ton; **increase 2%** compared to the previous month; and **increase 6%** compared to the same month of 2023.

Gạo thơm

The average export price in Aug-24 is **655** USD/ton; **decrease 1%** compared to the previous month; and **increased 8%** compared to the same month of 2023.

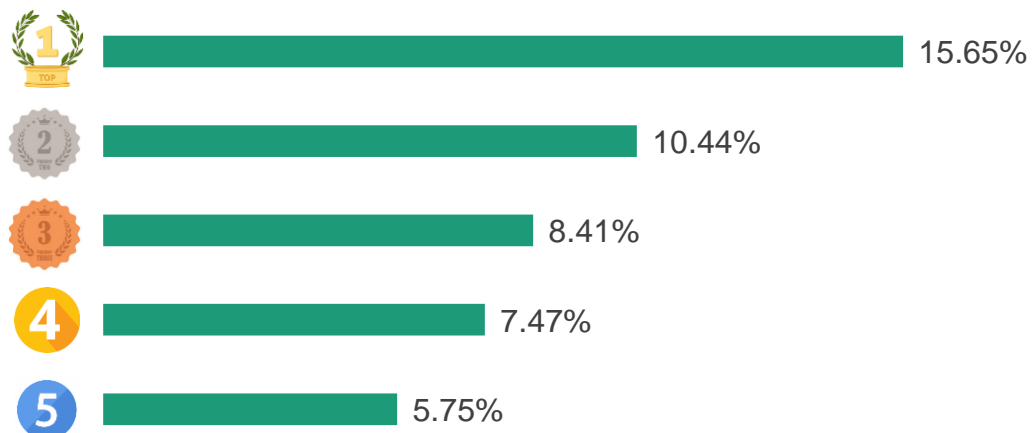
White rice

The average export price in Aug-24 is **588** USD/ton; **increase 2%** compared to the previous month; and **giảm 2%** compared to th same month of 2023.

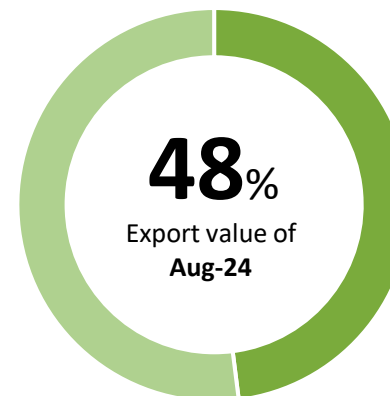


RICE

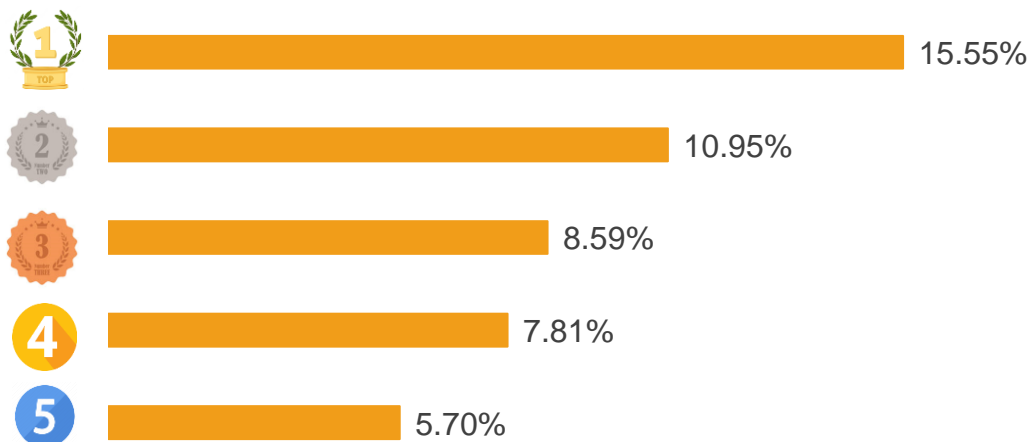
Top 5 export enterprises by value to ASEAN, Aug-24



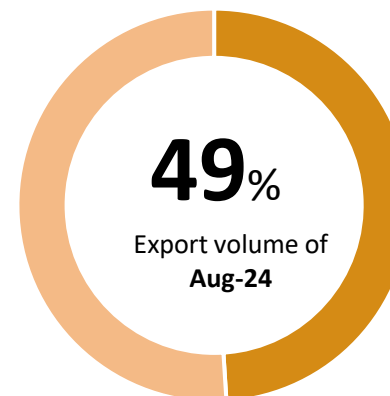
Value ratio of Top 5 export enterprise to ASEAN, Aug-24



Top 5 export enterprises by volume to ASEAN, Aug-24



Volume ratio of Top 5 export enterprise to ASEAN, Aug-24





RICE

SPOTLIGHT

01

The Philippines' rice imports in the first eight months of 2024 was 2.8 million tons, up 19% compared to 2.3 million tons in the same period of 2023. In August 2024, Vietnam remains the Philippines' leading rice supplier, with imported volume of more than 2.17 million tons, accounting for about 77% of the Philippines' total imports; following by Thailand, Pakistan, and Myanmar.

Source: Nhipsongkinhdoanh.vn

02

Myanmar exported 718,281 tonnes of rice and broken rice in the first five months of the 2024-25 fiscal year, which began in April 2024. The Southeast Asian country earned \$353 million from exporting rice. Of which, 207,369 tonnes of rice and broken rice were exported in August, earning \$97 million. Myanmar exported rice and broken rice by sea and land to more than 30 countries, with Indonesia, China, the Philippines, the Netherlands, and Belgium being the top markets.

Source: Nhipsongkinhdoanh.vn

03

According to the Cambodia Rice Federation, Cambodia exported 412,023 tons of rice in the first eight months of 2024, earning \$305 million. Fifty-three companies shipped rice from Cambodia to 65 countries and regions during the January-August period of 2024. China continues to be one of the main markets of Cambodian rice. Cambodia exported 77,792 tons of rice to China, earning a total revenue of nearly \$48.9 million in the first eight months of 2024.

Source: Nhipsongkinhdoanh.vn



FRUITS AND VEGETABLES (EXPORT)

Export value to the ASEAN, Aug-2024



Export results to the ASEAN, Aug-2024

VALUE

54.7

Mil.USD

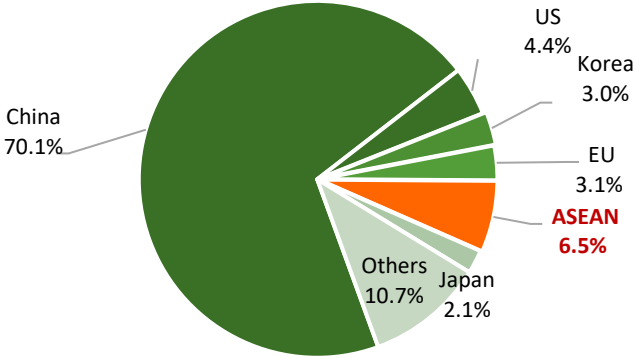
Increase **38.5%** compared to Jul-24

Increase **107.1%** compared to Aug-23

28.9 Mil. USD more than the monthly average rate in 2023.

Accumulated 8 months of 2024 reaches **267.9 Mil. USD**, and the rate is **86.3%** of the total in 2023.

Percentage of export value to the ASEAN, Aug-2024



Changes in percentage of export value to the ASEAN, Aug-2024

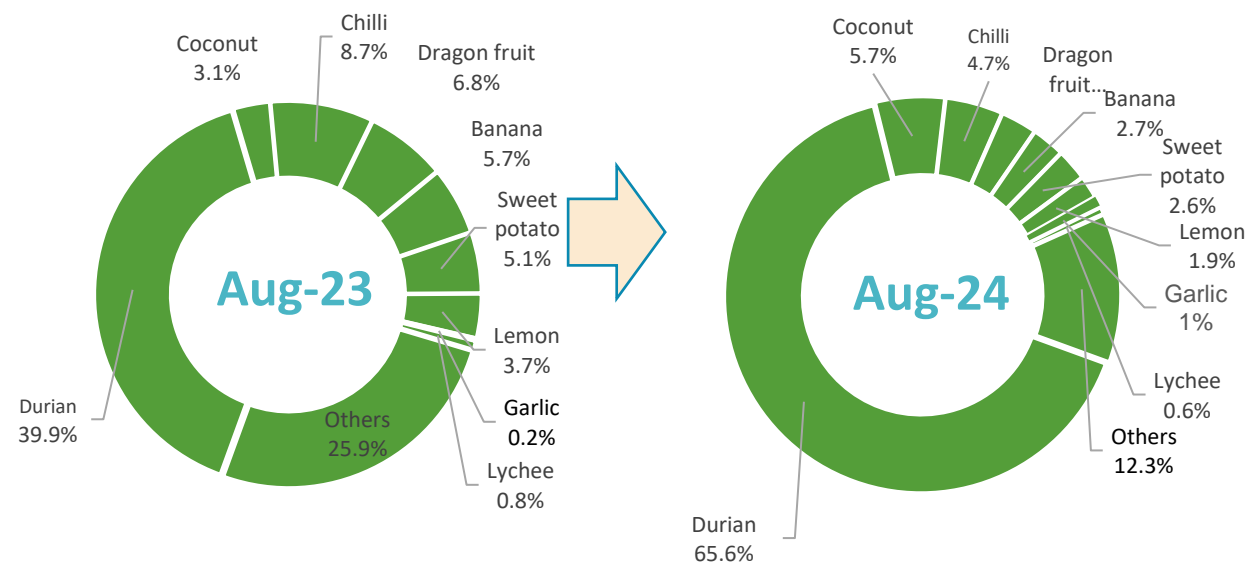


Source: Calculated from data of the General Department of Customs



FRUITS AND VEGETABLES (EXPORT)

Structure of exports by products to the ASEAN, Aug-2024



Export results to the ASEAN, Aug-2024



Durian

Value : **35.9** Mil.USD

Increase **86.1%** compared to Jul-24

Increase **240.5%** compared to Aug-23



Coconut

Value: **3.1** Mil.USD

Decrease **9.9%** compared to Jul-23

Increase **283.7%** compared to Aug-24



Chilli

Value: **2.6** Mil.USD

Decrease **2.2%** compared to Jul-24

Increase **12.9%** compared to Aug-23



Dragon fruit

Value: **1.6** Mil.USD

Decrease **19.5%** compared to Jul-24

Decrease **9.4%** compared to Aug-23



Banana

Value: **1.5** Mil.USD

Increase **15.6%** compared to Jul-24

Decrease **1.9%** compared to Aug-23



Sweet potato

Value: **1.4** Mil.USD

Increase **5.2%** compared to Jul-24

Increase **5.0%** compared to Aug-23



Lemon

Value: **1.0** Mil.USD

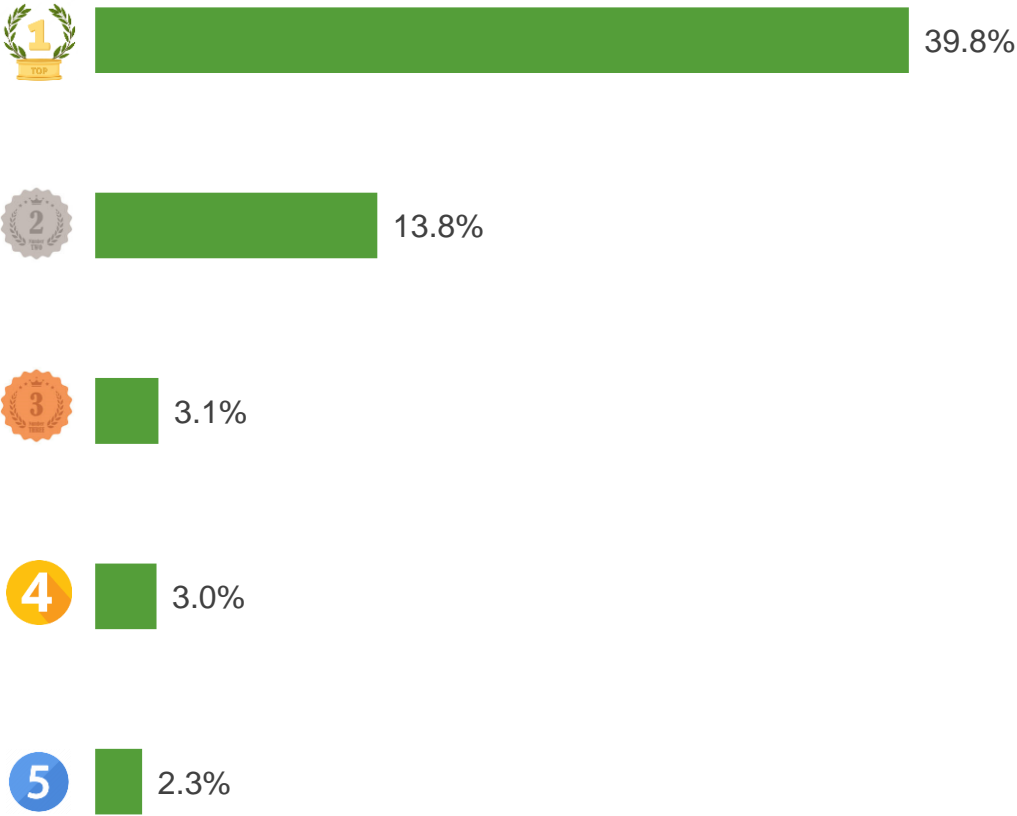
Increase **23.1%** compared to Jul-24

Increase **3.1%** compared to Aug-23.

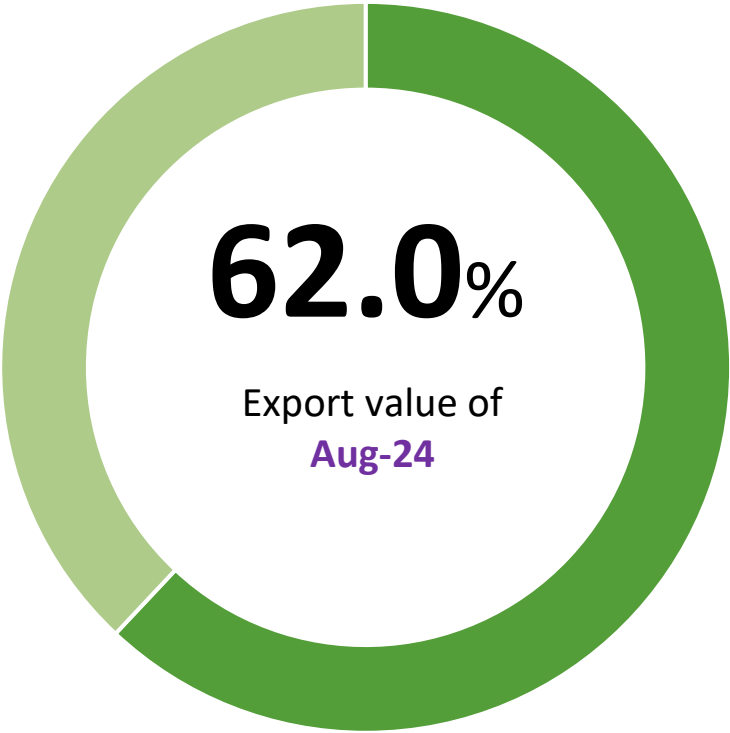


FRUITS AND VEGETABLES (EXPORT)

TOP5 export enterprises by value to the ASEAN, Aug-2024



Value ratio of TOP 5 export enterprises to the ASEAN, Aug-2024



Source: Calculated from data of the General Department of Customs



FRUITS AND VEGETABLES (IMPORT)

Import value to the ASEAN, Aug-2024



Import results to the ASEAN, Aug-2024

VALUE



28.1

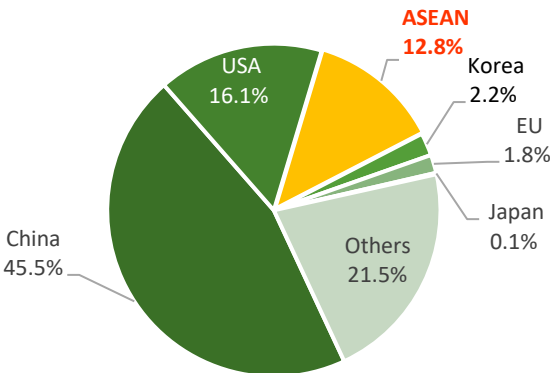
Mil.USD

Increase **9.3%** compared to Jul-24

Increase **60.4%** compared to Aug-23
8.9 Mil.USD more than the monthly average rate in 2023.

Accumulated eight months of 2024 reaches **196.3 Mil.USD** and the rate is **84.9%** of the total in 2023.

Percentage of import value to the ASEAN, Aug-2024



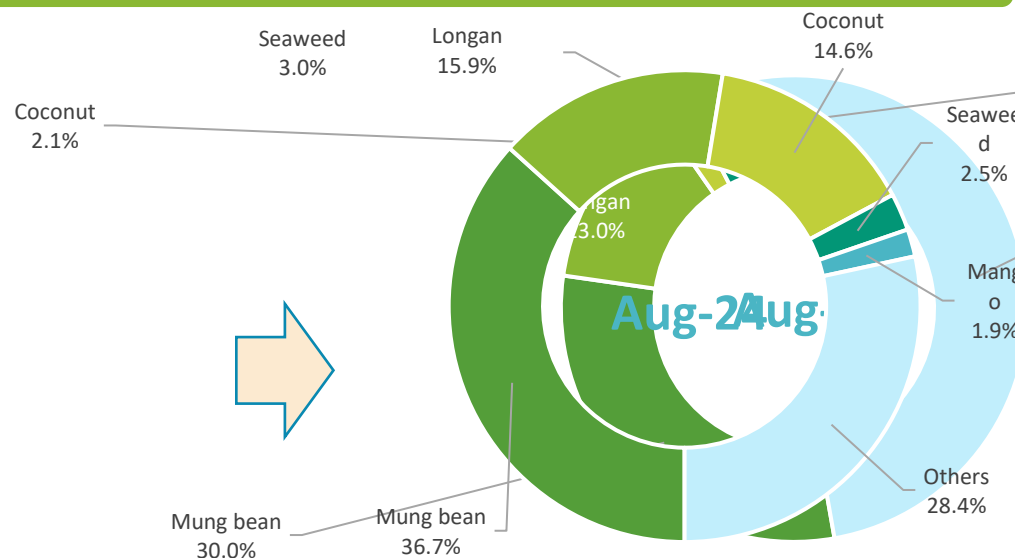
Changes in percentage of import value to the ASEAN, Aug-2024





FRUITS AND VEGETABLES (IMPORT)

Structure of imports by products from the ASEAN, Aug-2024



Coconut

Value: **4.1** Mil.USD

Increase **570.3%** compared to Jul-24

11.3 times compared to Aug-23



Seaweed

Value: **0.72** Mil.USD

Increase **93.7%** compared to Jul-24

Increase **34.7%** compared to Aug-23



Mung bean

Value: **10.3** Mil.USD

Decrease **13.5%** compared to Jul-24

Increase **95.8%** compared to Aug-23

Mango
1.9%



Longan

Value: **4.5** Mil.USD

Increase **1.3%** compared to Jul-24

increase **95.7%** compared to Aug-23



Mango

Value: **0.53** Mil.USD

Increase **108.8%** compared to Jul-24

Increase **59.9%** compared to Aug-23



Thailand plans to increase frozen durian exports

To address the intense competition from fresh durians from Vietnam, Thailand experts recommend to change to export frozen durians. It is estimated that the transportation cost of durian peels from Thailand to China reached USD 325-350 million in 2023. Exporting durian pulp to China could significantly reduce transportation costs, thereby increasing profit and value. This strategy also offers Thailand farmers a more stable income from durian sales, enabling them to focus on quality and flavour rather than size. Additionally, frozen durians align with the consumption habits of youngers, modern consumers, particularly small households.

Source: Guojiguoshu.com

16 batches of Thai durian are warned by China for being contaminated with heavy metal cadmium

According to the Thailand Deputy Minister, Ministry of Agriculture, as of March 11, 2024, the General Administration of Customs of China reported the detection of cadmium contamination in 16 shipments of durians originating from 12 packaging facilities and 15 orchards in Thailand.

These durian cultivation regions are in Chumphon, Chanthaburi, and Yala provinces. In response, the Thailand Ministry of Agriculture promptly suspended exports from the implicated packaging facilities and orchards and collected durian, soil, and water samples for further analysis. Preliminary testing results confirmed the presence of cadmium in some of the samples.

Source: Guojiguoshu.com





Malaysian durian farmers adapt flavors for the Chinese market

Some farmers in Malaysia are piloting the flavor changes of Musang King durians to serve to the Chinese market. According to Dr. Zulhazmi Sayuti from the Horticulture Research Center of the Malaysian Agricultural Research and Development Institute, modifying the durian flavor through genetic modification is feasible but highly challenging due to the complexity of identifying specific genes without affecting other characteristics of the fruit.

Source: Freshplaza.com

The Philippine Competition Commission will file a lawsuit against a group of onion importers and traders for their anti-competitive behavior.

The Philippine Competition Commission (PCC) is preparing to sue a group of 12 onion importers and traders for engaging in practices that undermine competitive market conditions. The proposed fines against the violators total \$42.7 million (P2.4 billion).

Source: Freshplaza.com



FRUITS AND VEGETABLES

SPOTLIGHT



Malaysian Durian Targets the Premium Market in China

Fresh Malaysian durians has being imported into the Chinese market via air transport after receiving approval. The first batch of fresh Malaysian durians was exported to China at a price of 28 USD/kg (200 CNY/kg), with Musang King durians priced as high as 36 USD/kg (258 CNY/kg). The export price of frozen durians was around 22.5 USD/kg (160 CNY/kg), much higher than durian prices of Viet Nam and Thailand.

According to Thailand's Bangkok Post, the average price of Thai durians exported to China is 5.8 USD/kg (41 CNY/kg), while Vietnamese durians are priced at approximately 4.22 USD/kg (30 CNY/kg). The price of Malaysian durians is significantly higher compared to other countries. However, Malaysia can take advantages of short using time of fresh durians as a competitive advantage, positioning Malaysian durians as a premium product in the Chinese market.

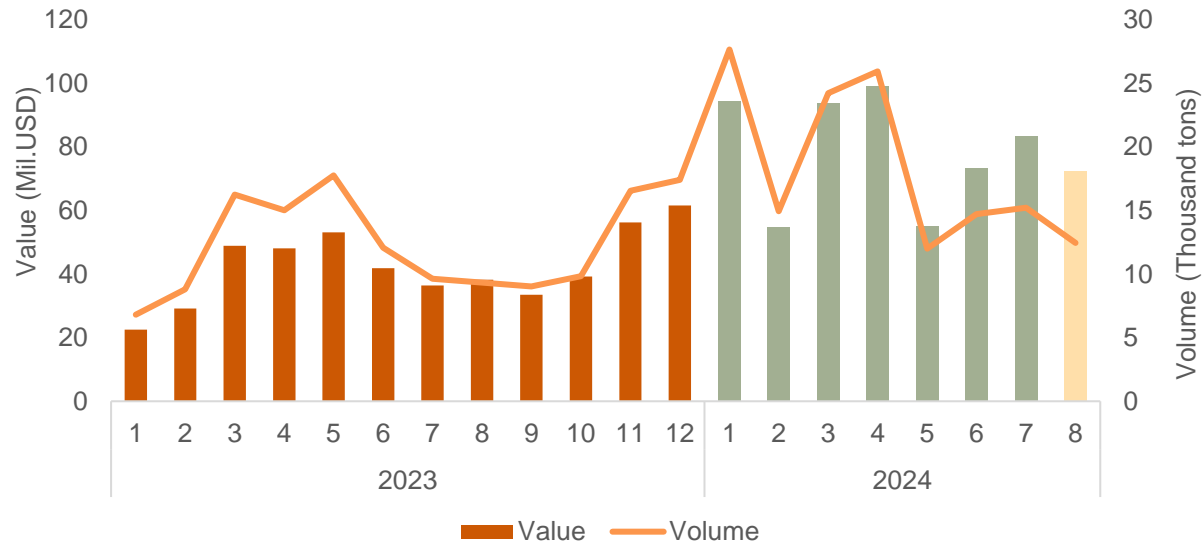
Source: Guojigguoshu.com





COFFEE

Export volume and value to the ASEAN, Aug-2024



Export results to the ASEAN, Aug-2024

VALUE

72.5 Mil.USD

▲ Decrease **13%** compared to Jul-24

▲ Increase **89.5%** compared to Aug-23

▲ **30.1** Mil.USD more than the monthly average rate in 2023.

❖ Accumulated eight months of 2024 reaches **626** Mil.USD and the rate is **123%** of the total in 2023.

VOLUME

12.5 thousand tons

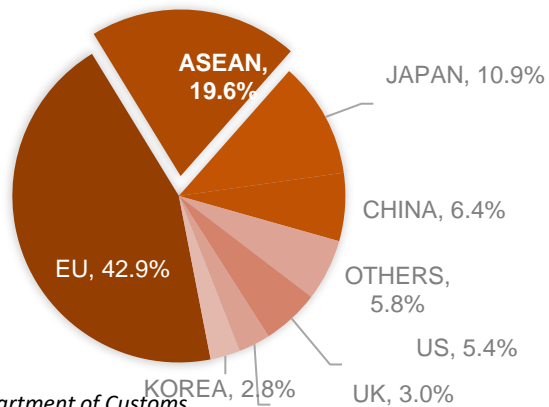
▲ Increase **3.3%** compared to Jul-24

▲ Increase **57.9%** compared to Aug-23

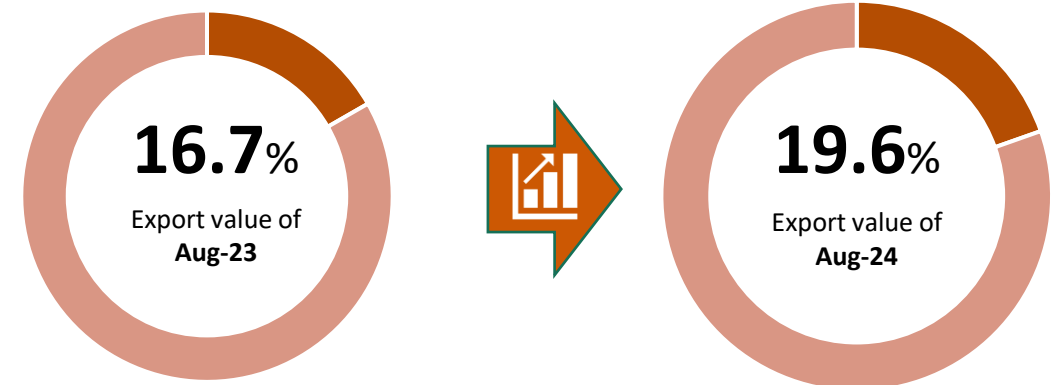
▲ **0.1** thousand tons more than the monthly average rate in 2023.

❖ Accumulated eight months of 2024 reaches **147.2** thousand tons and the rate is **99.1%** of the total in 2023.

Percentage of export value to the ASEAN, Aug-2024



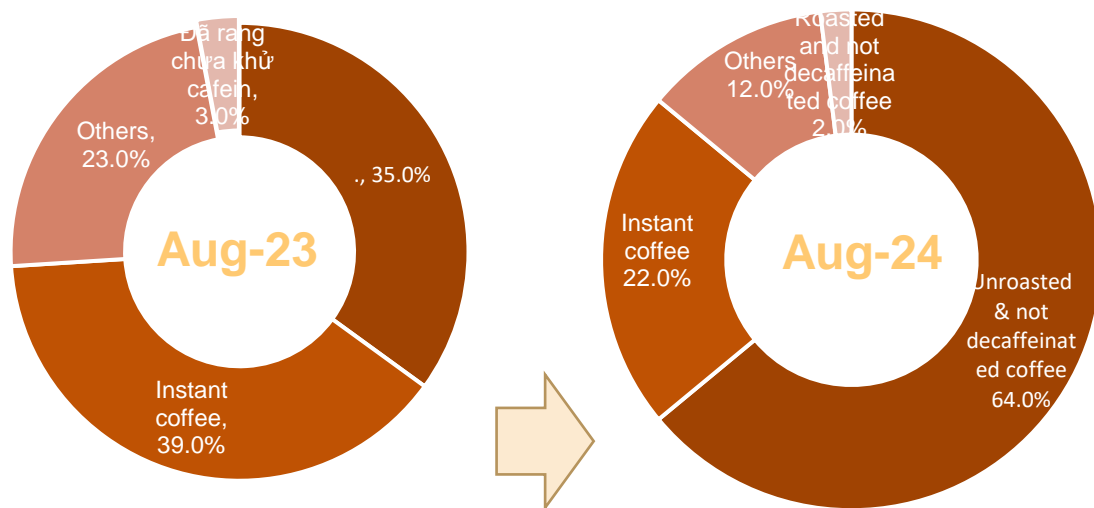
Changes in percentage of export value to the ASEAN, Aug-2024



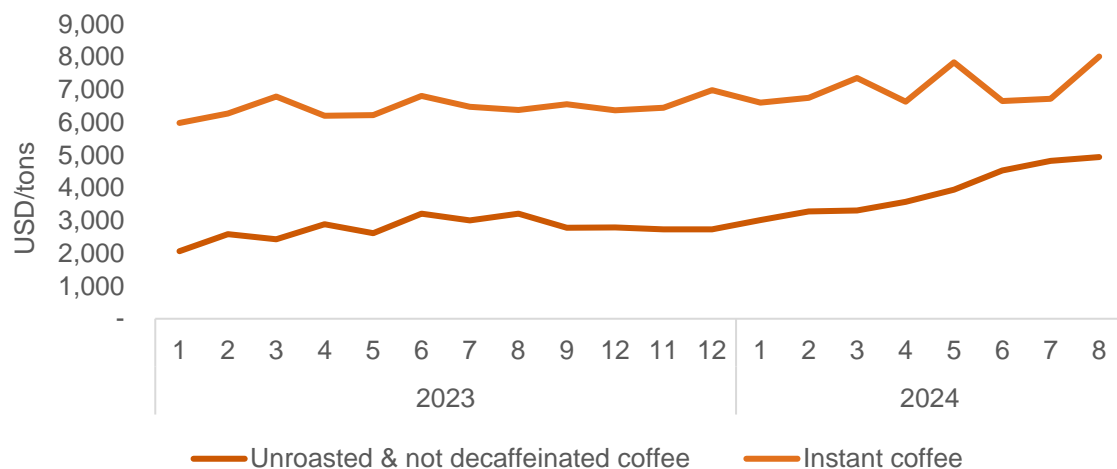


COFFEE

Structure of exports by products to the ASEAN, Aug-2024



Average export price to the ASEAN, Aug-2024



Source: Calculated from data of the General Department of Customs

Export results to the ASEAN, Aug-2024



Unroasted & not decaffeinated coffee

Value: **43** Mil.USD
Decrease **17.4%** compared to Jul-24
Increase **253%** compared to Aug-23.



Instant coffee

Value: **14.8** Mil.USD
Decrease **10%** compared to Jul-24
Increase **9.3%** compared to Aug-23



Others

Value: **9** Mil.USD
Increase **12.1%** compared to Jul-24.
Increase **10.6%** compared to Aug-23.

Instant coffee

The average export price in Aug-24 is **8.009** USD/ton, **increase 19%** compared to the previous month and **increase 27.7%** compared the same month of 2023.

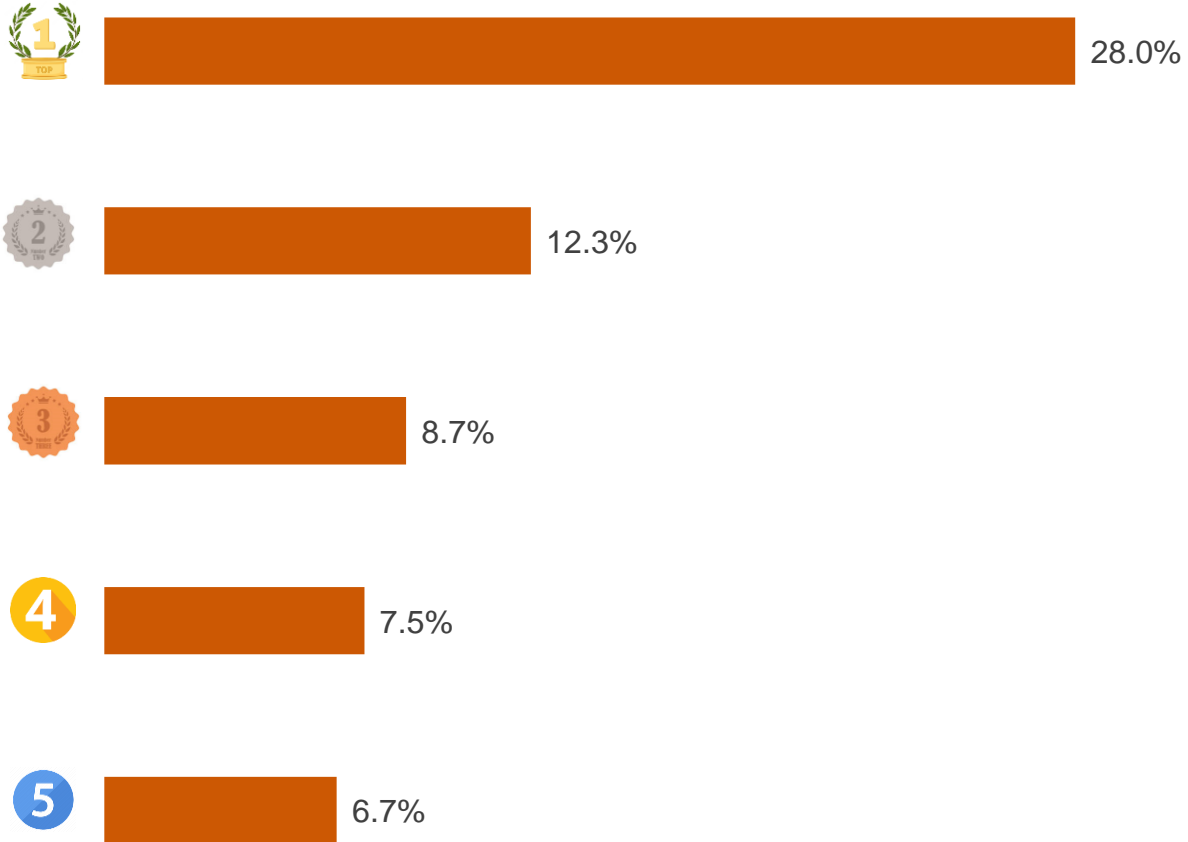
Unroasted & not decaffeinated coffee

The average export price in Aug-24 is **4.939** USD/tấn; **increase 2.3%** compared to the previous month and **increase 53.4%** compared the same month of 2023.

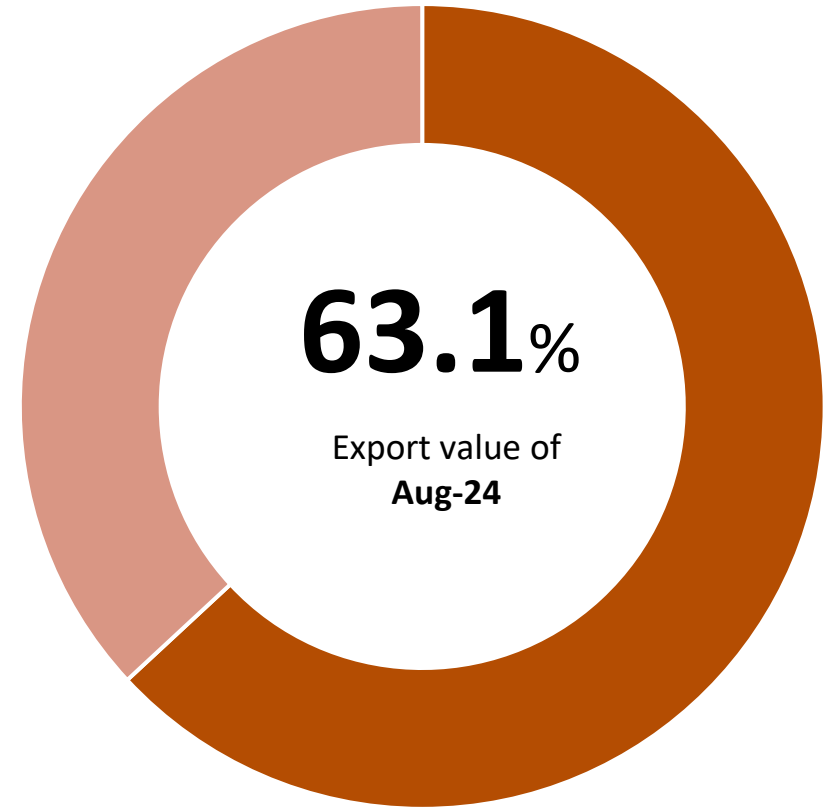


COFFEE

TOP 5 export enterprises by value to the ASEAN, Aug-2024



Value ratio of TOP 5 export enterprises to the ASEAN, Aug-2024






In the 2024/2025 crop year, Indonesia's coffee output is about 11.5 million bags, up 31.45% from the 2023/2024 crop year. Indonesian coffee is mainly exported, accounting for about 85% of total coffee output.

Domestic coffee consumption in Indonesia is about 4.8 million bags. Indonesia is promoting the roasting and processing instant coffee for both domestic consumption and export.

Source: I. & M. Smith (Pty) Ltd. (9/2024)





Apostofi Group of Thailand (VE/LA) will launch a specialty coffee chain comprising eight stores in London in the first quarter of 2025, with plans for further expansion into South Korea.

This specialty coffee chain is under Apostofi Group, the first store was opened in March 2021 in the Sukhumvit shopping mall in Bangkok. Currently, Apostofi operates eight stores in Bangkok, along with two small kiosks focused on quick service and ready-to-drink cold coffee.

VE/LA is primarily used coffee that planted in Doi Pangkhon, Chiang Rai province, Thailand, and offers a variety of espresso-based drinks, cold brew coffee, and health-focused smoothies.

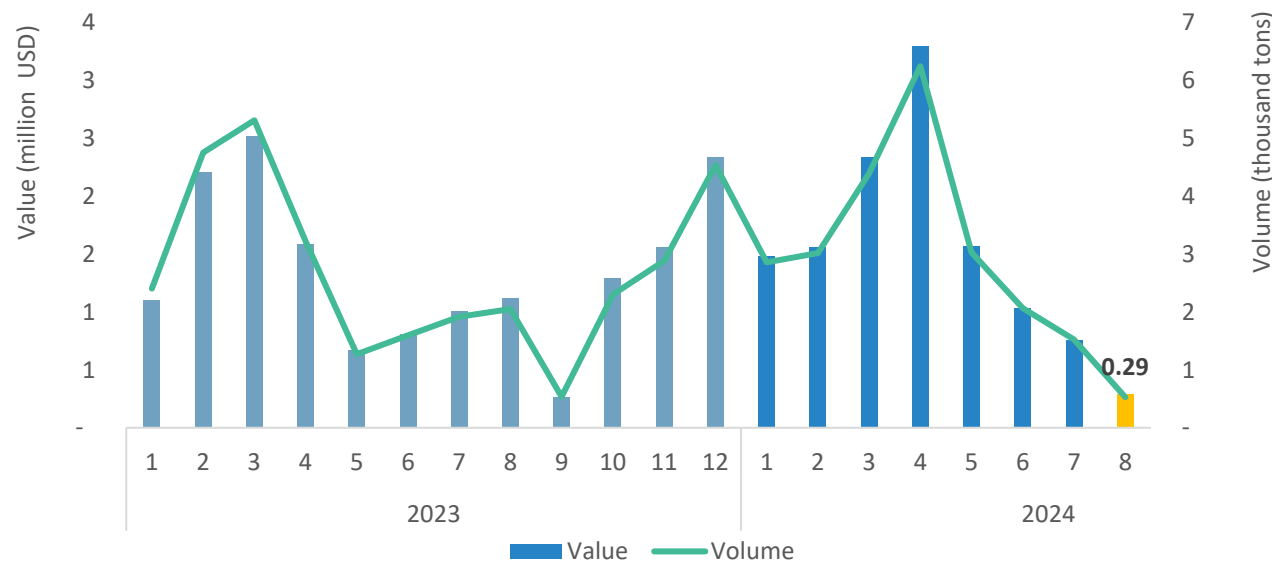
Source: worldcoffeeportal.com (9/2024)





CASSAVA & CASSAVA PRODUCTS

Structure of export value by products to ASEAN, Aug-2024



Export results to ASEAN, Aug-2024

VALUE

289 thousand USD

▼ Decrease **61.8%** compared to Jul-24

▼ Decrease **74.2%** compared to Aug-23.

▼ **0.56 Mil.USD** less than the monthly average rate in 2023.

❖ Accumulated eight months of 2024 reaches **1.4 Mil.USD** and the rate is **74.8%** of the total in 2023.

VOLUME

527 ton

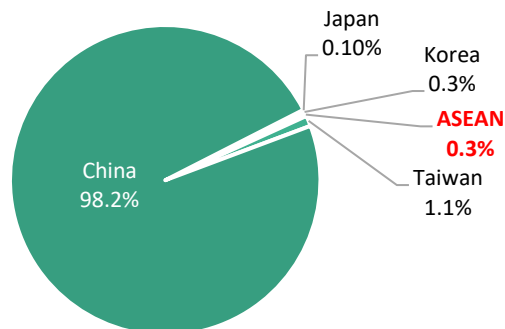
▼ Decrease **65.4%** compared to Jul-24.

▼ Decrease **74.3%** compared to Aug-23.

▼ **1.1 thousand tons** less than the monthly average rate in 2023.

❖ Accumulated eight months of 2024 reaches **23.6 thousand tons**, and the rate is **72.2%** of the total in 2023.

Percentage of export value to ASEAN, Aug-2024



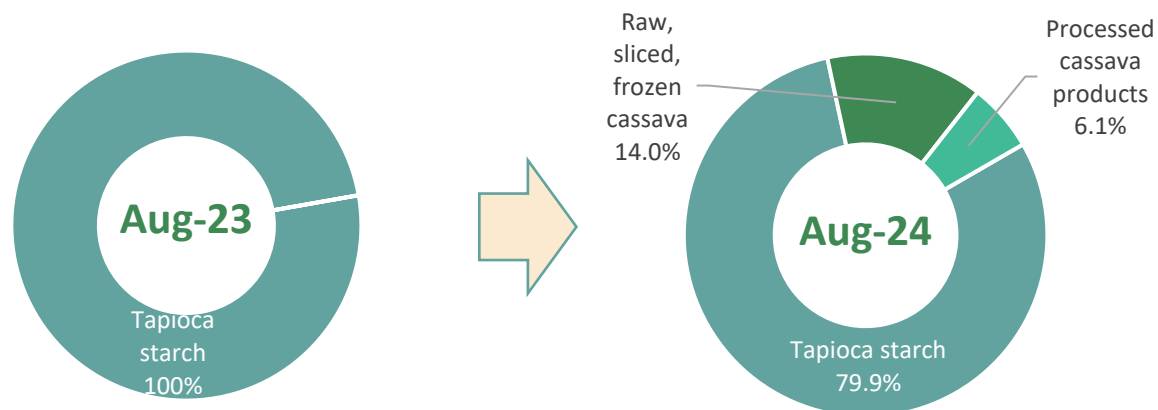
Changes in percentage of export value to ASEAN, Aug-2024





CASSAVA & CASSAVA PRODUCTS

Structure of export value by products to ASEAN, Aug-2024



Export results to ASEAN, Aug-2024



Raw, sliced, frozen cassava

Value: **32.3** thousand USD

Increase **40%** compared to Jul-24

Increase **100%** compared to Aug-23



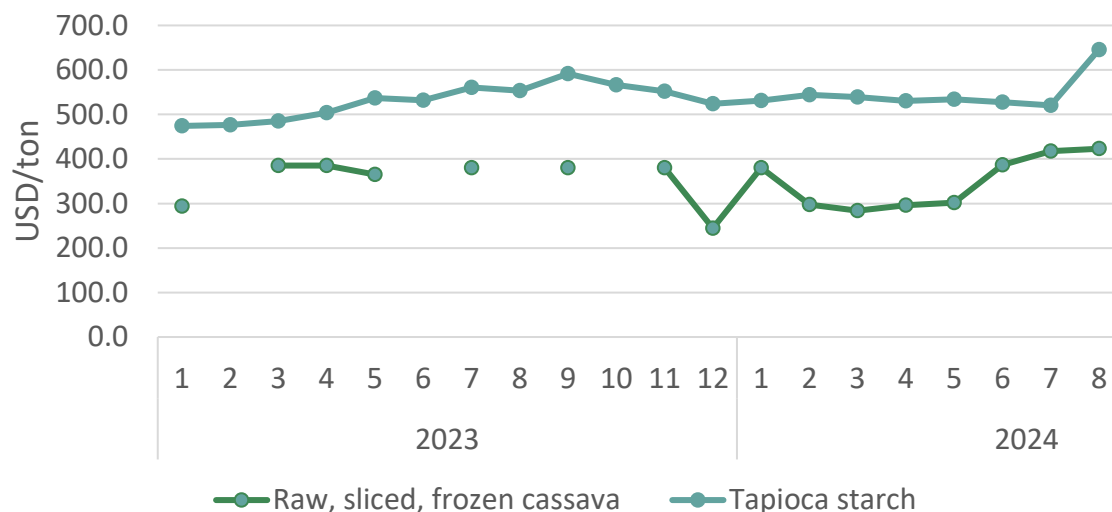
Tapioca starch

Value: **231.2** thousand USD

Decrease **56.4%** compared to Jul-24.

Decrease **75.8%** compared to Aug-23.

Percentage of export value to ASEAN, Aug-2024



Tapioca starch

The average export price in Aug-24 is **646** USD/ton; increase **24.1%** compared to the previous month; and increase **16.7%** compared to the same month of 2023

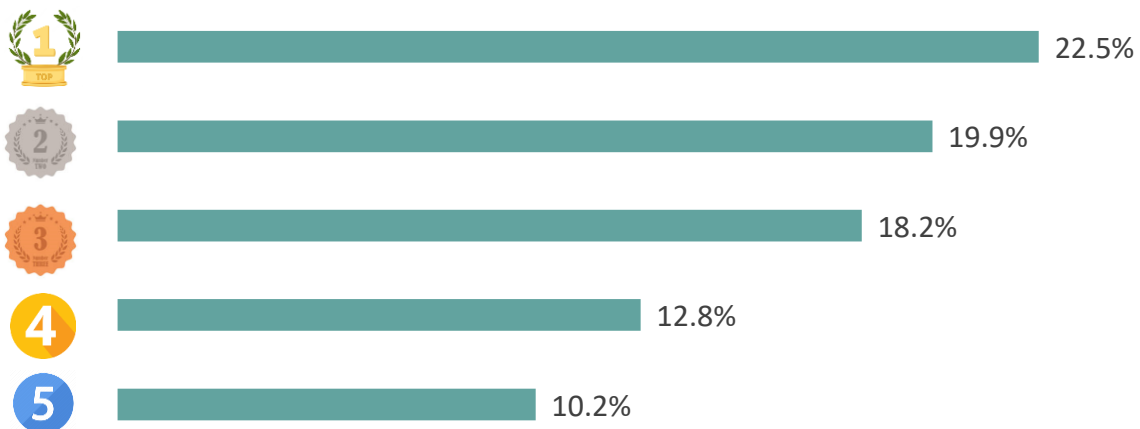
Raw, sliced, frozen cassava

The average export price in Aug-24 is **423** USD/ton; increase **1.4%** compared to the previous month; and increase **100%** compared to the same month of 2023.

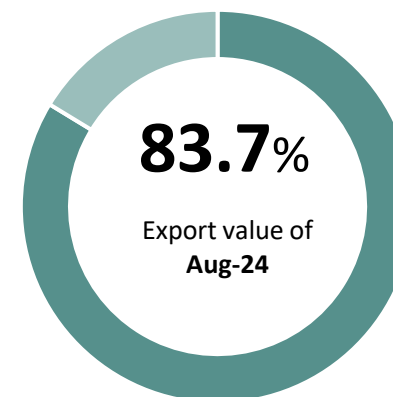


CASSAVA & CASSAVA PRODUCTS

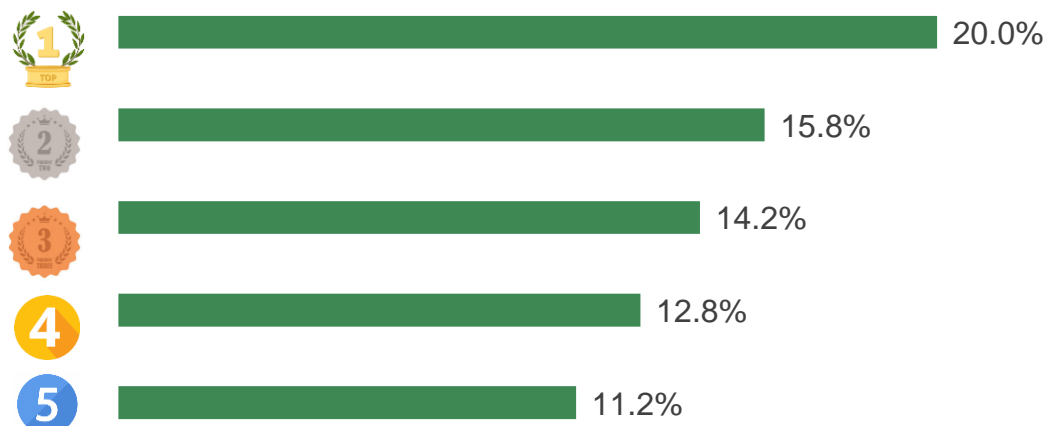
TOP 5 export enterprises by to ASEAN, Aug-2024



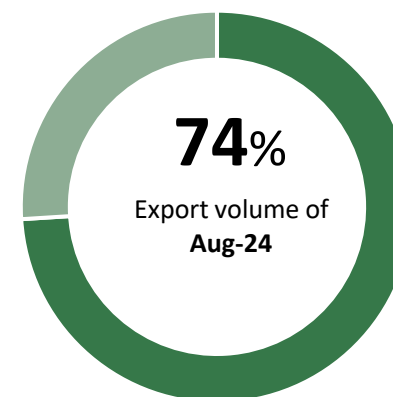
Value ratio of TOP 5 export enterprises to ASEAN, Aug-2024



TOP 5 export enterprises by volume to ASEAN, Aug-2024



Volume ratio of TOP 5 export enterprises to ASEAN, Aug-2024





Typhoon Yagi has a significant impact on cassava production in many ASEAN countries.

Since Typhoon Yagi made landfall, it significantly impacted cassava production in the Philippines, Thailand, Vietnam, and other ASEAN countries.

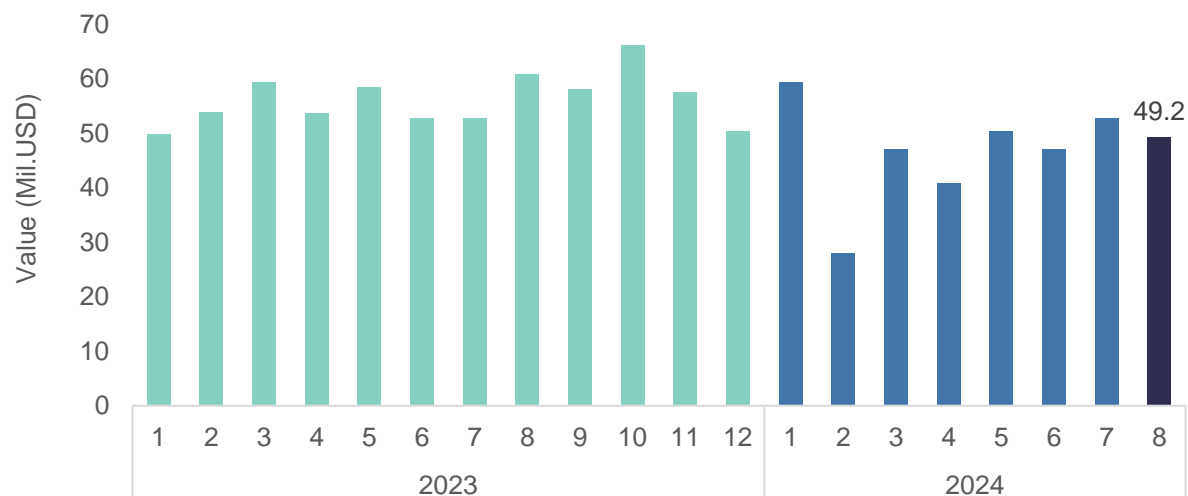
- **Philippines:** According to data from the Philippine Ministry of Agriculture, Typhoon Yagi caused damage to over 15,000 tons of rice, cassava, corn, and other crops, affecting an area of 9,245 hectares. Cassava production losses is about 89 tons, equivalent to approximately 31,500 USD.
- **Thailand:** Affected by Typhoon Yagi's circulation, Northern and Northeastern regions of Thailand experienced heavy rain and strong winds, leading to flooding and damage to cassava, rice, and other crops. Khon Kaen province supports for cassava farmers who damaged with support level of 1,980 baht per rai, with a maximum support of 30 rai per household, which will be paid by the end of this year.



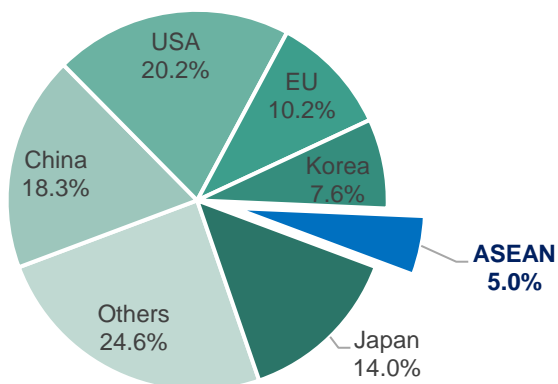


FISHERIES

Export value to the ASEAN, Aug-2024



Percentage of export value to the ASEAN, Aug-2024



Export results to the ASEAN, Aug-2024

VALUE



49.2 Mil. USD

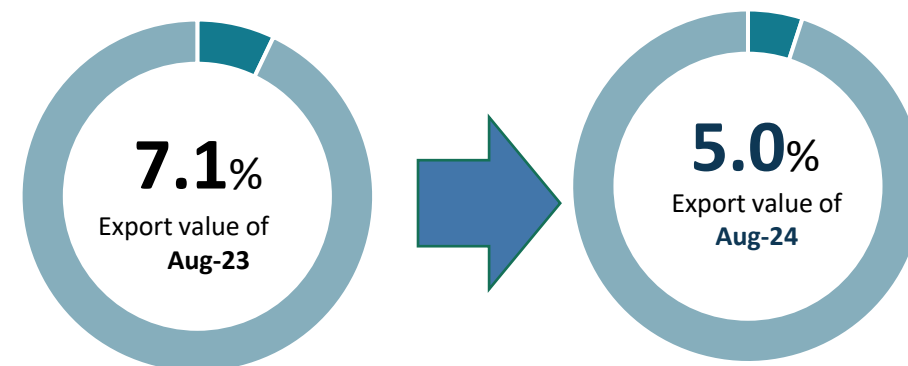
↘ Decrease **6,9%** compared to Jul-24.

↘ Decrease **19,1%** compared to Aug-23.

↓ **6,9 Mil.USD** less than the monthly average rate in 2023.

◇ Accumulated eight months of 2024 reaches **374,6 Mil.USD** and the rate is **55,6%** of the total in 2023.

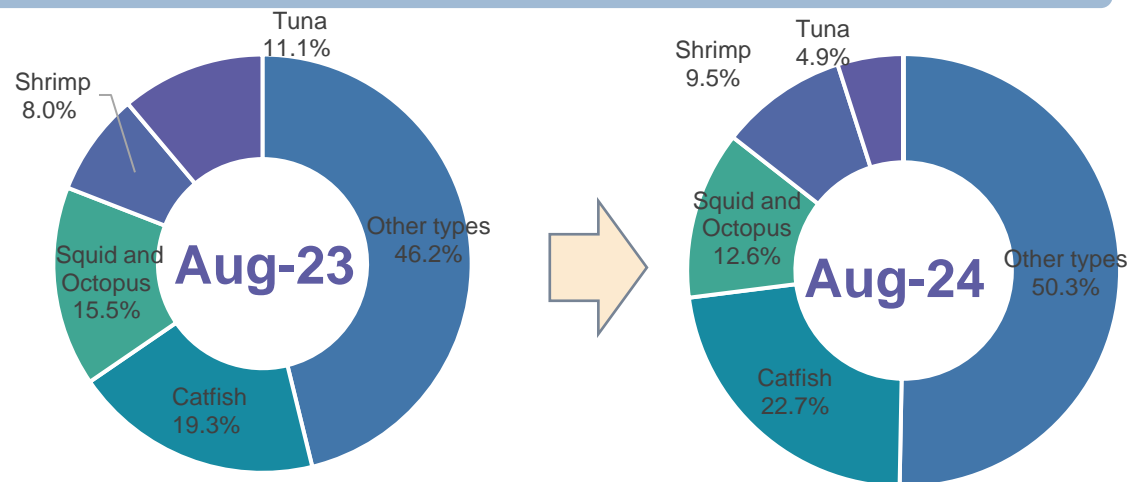
Change in percentage of export to the ASEAN, Aug-2024



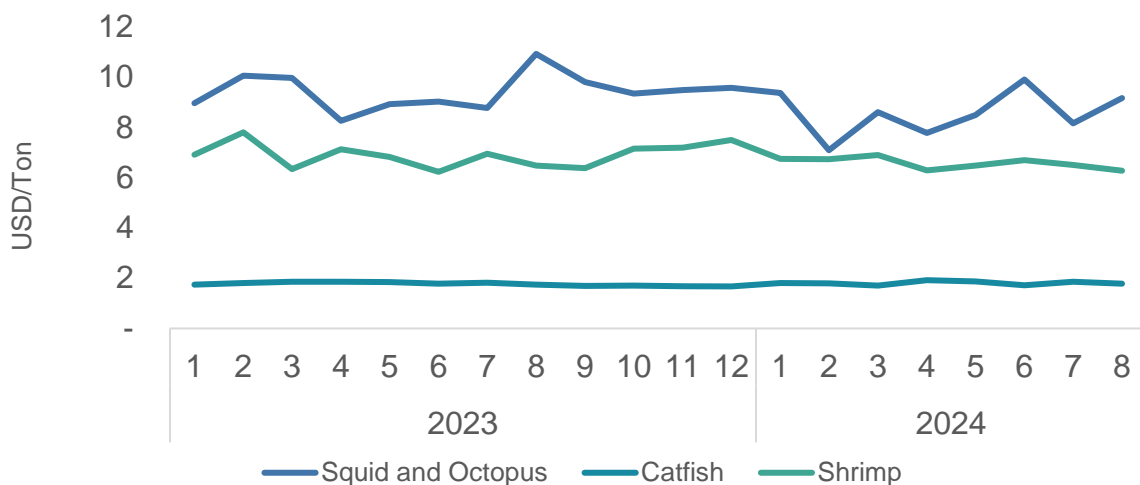


FISHERIES

Structure of exports by products to the ASEAN, Aug-2024



Average export price to the ASEAN, Aug-2024



Export results to the ASEAN, Aug-2024



Catfish

Value: **11.2** Mil.USD

Decrease 11.7% compared to Jul-24

Decrease 4.7% compared to Aug-23



Squid & Octopus

Value: **6.2** Mil.USD

Decrease 13.1% compared to Jul-24.

Decrease 34.3% compared to Aug-23



Shrimp

Value: **4.7** Mil.USD

Decrease 2.6% compared to Jul-24

Decrease 3.2% compared to Aug-23.

Squid & Octopus

The average export price in Aug-24 is **9.2** USD/kg; **Increase 7.9%** compared to the previous month; and **decrease 16.1%** compared the same month of 2023

Cá da trơn

The average export price in Aug-24 is **1.9** USD/kg; **decrease 4.2%** compared to the previous month; and **increase 2.3%** compared the same month of 2023.

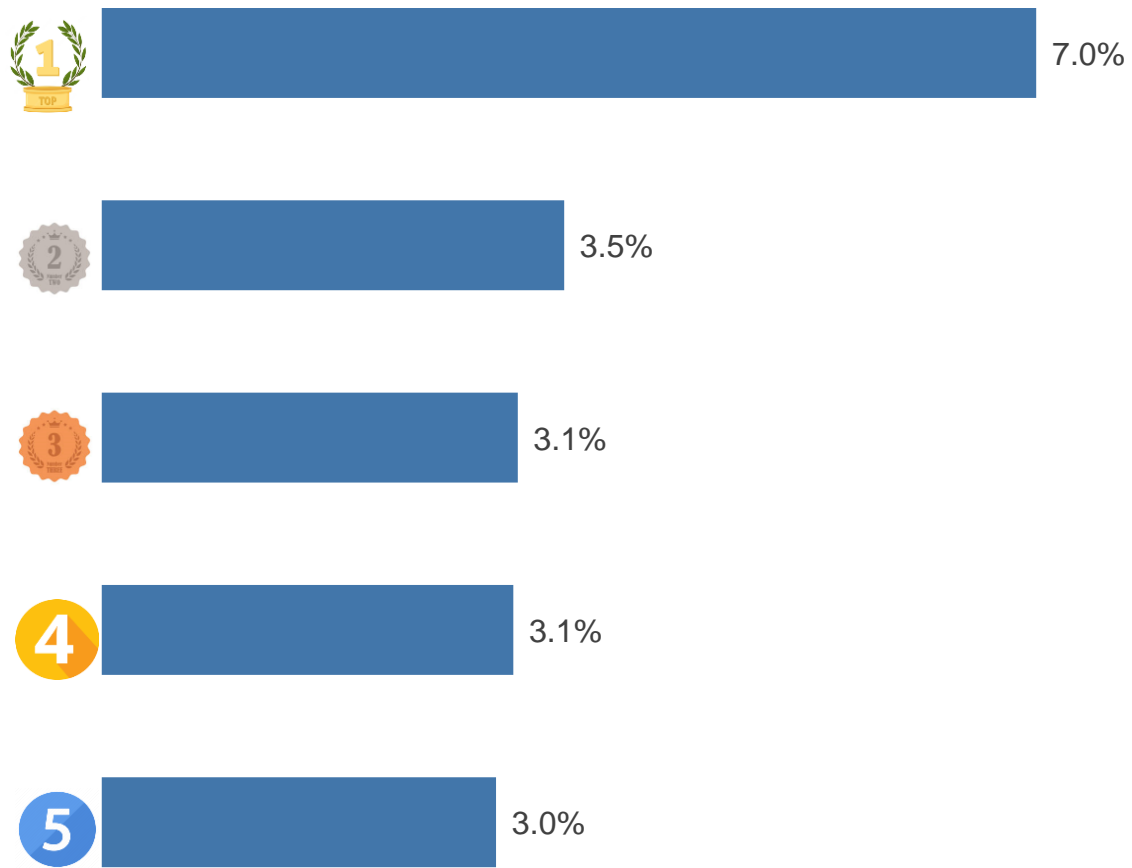
Tôm

The average export price in Aug-24 is **6.5** USD/kg; **decrease 3.6%** compared to the previous month; and **decrease 3.1%** compared the same month of 2023.

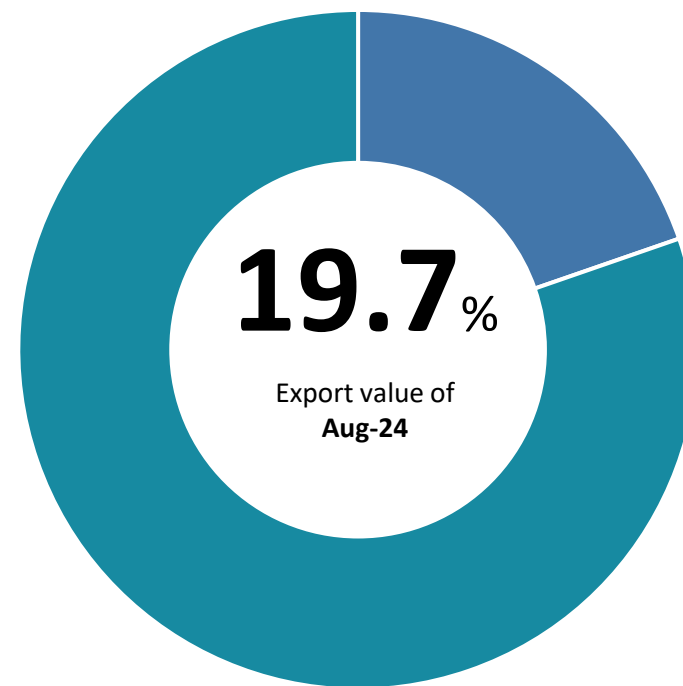


FISHERIES

TOP 5 export enterprises by value to the ASEAN, Aug-2024



Value ratio of TOP 5 export enterprises to the ASEAN, Aug-2024



01

Shrimp prices in Southeast Asian countries in Sep-24

In **Thailand**, the price of 60-count per kilogram of white shrimp reached its highest level since 2017, hitting 4.51 USD/kg in week 37 (September 9–15). The price of 80-count shrimp also rose to 3.91 USD/kg. The reason is the reduction of shrimp supply and rising demand from processing facilities preparing for the Christmas and New Year holidays.

In **Vietnam**, shrimp prices also rebounded after a short period of stability. In week 37, the price of 60-count per kilogram white shrimp reached 4.32 USD/kg, an increase of 0.25 USD compared to early September and a 28% increase compared to early August. Larger shrimp, such as 30-count and 40-count, has higher price at 6.28 USD/kg and 5.34 USD/kg, respectively. Despite the price increases, Vietnamese farmers' revenues remain 13% lower than the same period in 2022.

Conversely, in **Indonesia**, shrimp prices dropped sharply in week 38 (September 16–22). The price of 60-count shrimp fell to 4.08 USD/kg, while 70–90-count shrimp dropped from 3.52 USD/kg to 3.38 USD/kg. However, the price of 100-count shrimp in Indonesia rose to 3.38 USD/kg. In the East Java region, prices remained stable, with 40-count shrimp selling for 4.82 USD/kg.



Source: Vasep (9/2024)



02

Thailand encourages people to destroy invasive Tilapia

On September 3, 2024, Thailand caught over 1.3 million kilograms of black tilapia (*Sarotherodon melanotheron*), an invasive species causing harm to ecosystems in rivers, swamps, and canals across 19 provinces. This species poses a threat to Thailand's aquaculture, causing an economic damage of 10 billion baht (293 million USD).

In July this year, Thailand declared to kill black tilapia as a national priority and offering 15 baht (0.42 USD) per kilogram for catching. Authorities are also releasing predators to hunt the Tilapia and developing genetically modified blackchin tilapia to produce sterile offspring. Several provinces are promoting products such as fish sauce and sausages made from Tilapia, while restaurants are increasingly using black tilapia into their dishes.



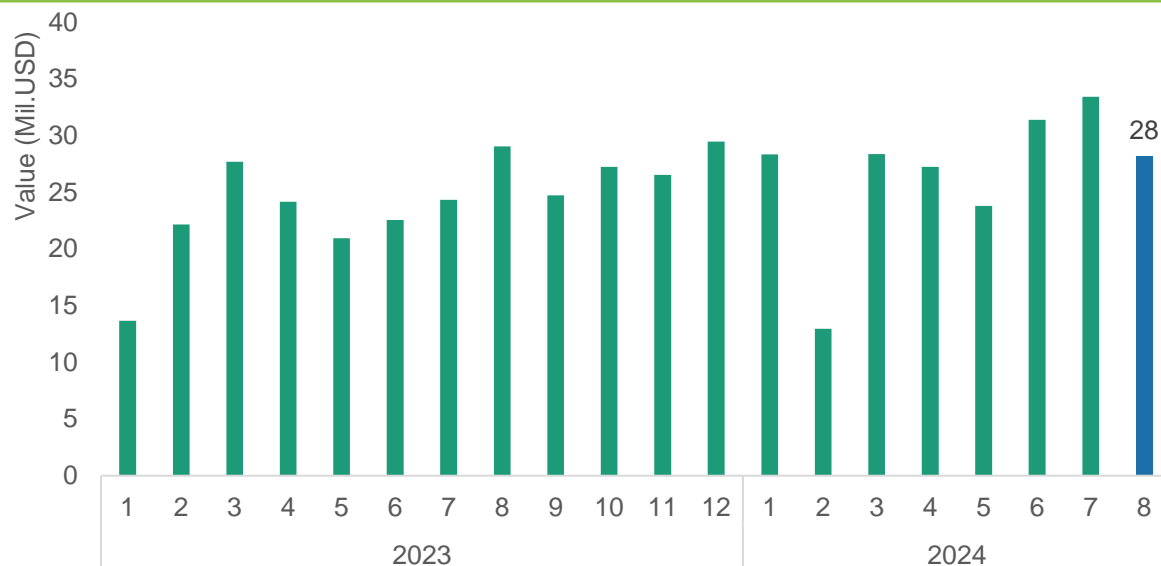
Source: Vnexpress (9/2024)





WOOD & WOODEN PRODUCTS

Export volume and value to the ASEAN, Aug-2024



Export results to the ASEAN, Aug-2024

VALUE



28

Mil.USD

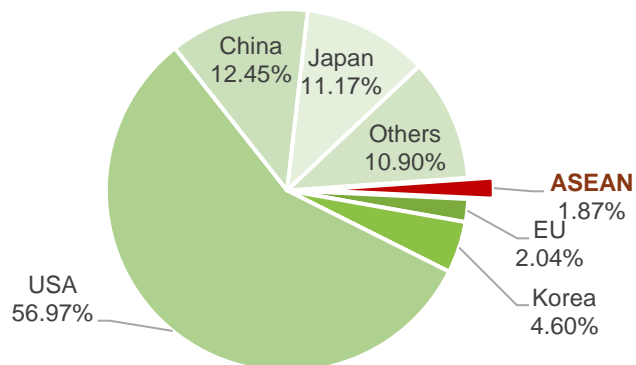
▼ Decrease **15.8%** compared to Jul-24.

▼ Decrease **3.2%** compared to Aug-23.

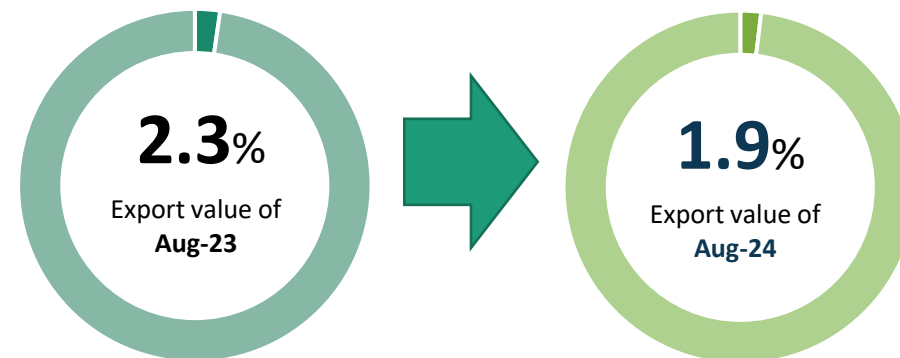
▲ **3.8 Mil. USD** more than the monthly average rate in 2023.

◆ Accumulate eight months of 2024 reaches **213.6 Mil.USD** and the rate is **73.0%** of the total 2023.

Percentage of export value to the ASEAN, Aug-2024



Changes in percentage of export value to the ASEAN, Aug-2024





WOOD & WOODEN PRODUCTS

Structure of exports by products to ASEAN, Aug-2024



Export results to ASEAN, Aug-2024



Plywood

Value: **21.3** Mil.USD

Decrease **12%** compared to Jul-24

Decrease **3%** compared to Aug-23.



Woodchips

Value: **28.5** Mil.USD

Increase **120%** compared to Jul-24

Increase **471%** compared to Aug-23.



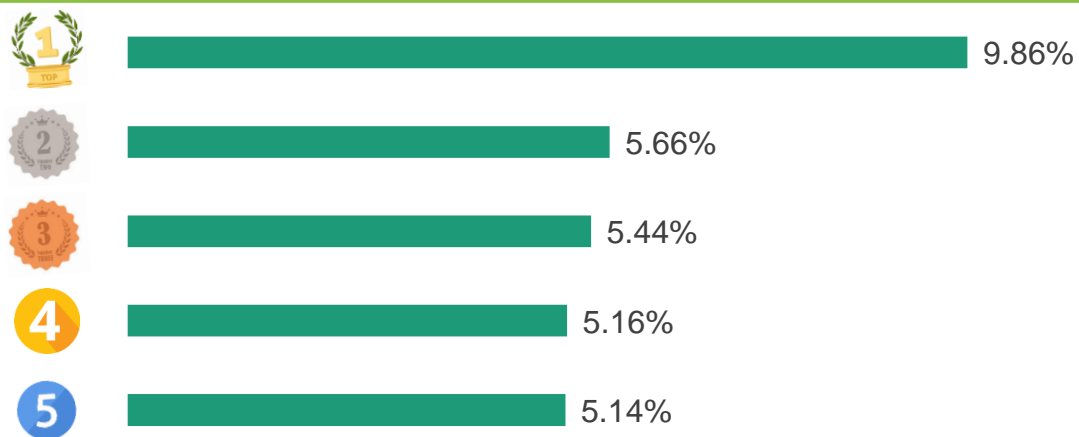
Venner Pannel

Value: **4.3** Mil.USD

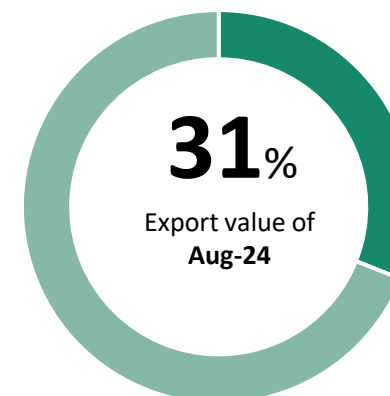
Decrease **17%** compared to Jul-24.

Increase **152%** compared to Aug-23.

TOP 5 export enterprises by value to ASEAN, Aug-2024



Value ratio of TOP 5 export enterprises to ASEAN, Aug-2024





WOOD & WOODEN PRODUCTS



SPOTLIGHT

The Vietnam Handicraft and Furniture Association, the Handicraft and Wood Industry Association of Ho Chi Minh City (HAWA), is looking for cooperation opportunities with the Indonesian Handicraft Industry Association (HIMKI).

HIMKI's Head of International Inter-Institutional Relations, Mr. Marthunus Fahrizal, welcomed the cooperation proposal from HAWA. He considered it the first step in strengthening the handicraft and furniture industries in both countries. He expressed his desire to continue promoting communication efforts to realize common expectations. The Indonesian Consul General in Ho Chi Minh City, Mr. Agustaviano Sofjan, also committed to support the cooperation between HIMKI and HAWA.

Nguồn: ITTO



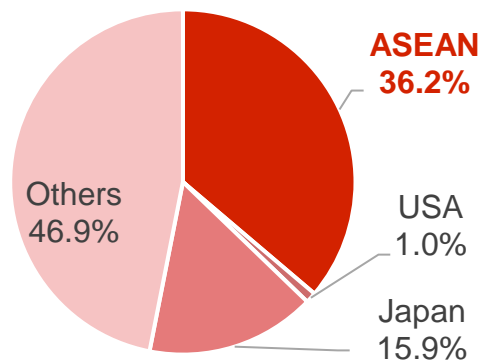


MEAT & MEAT PRODUCTS (EXPORT)

Export value to the ASEAN, Aug-2024



Percentage of export value to the ASEAN, Aug-2024



Export results to the ASEAN, Aug-2024

VALUE

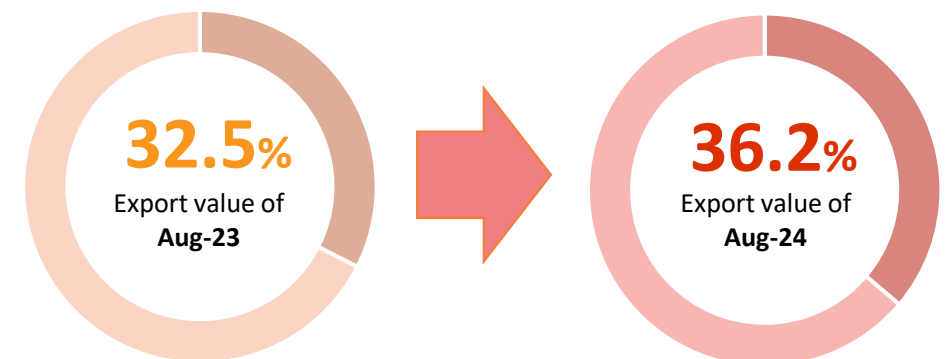


8.9

Triệu USD

- ↗ Increase **622%** compared to Jul-24
- ↗ Increase **38.4%** compared to Aug-23.
- ↗ **4.9 Mil. USD** more than the monthly average rate in 2023.
- ◇ Accumulated eight months of 2024 reaches **21.3 Mil.USD**, and the rate is 45% of the total in 2023.

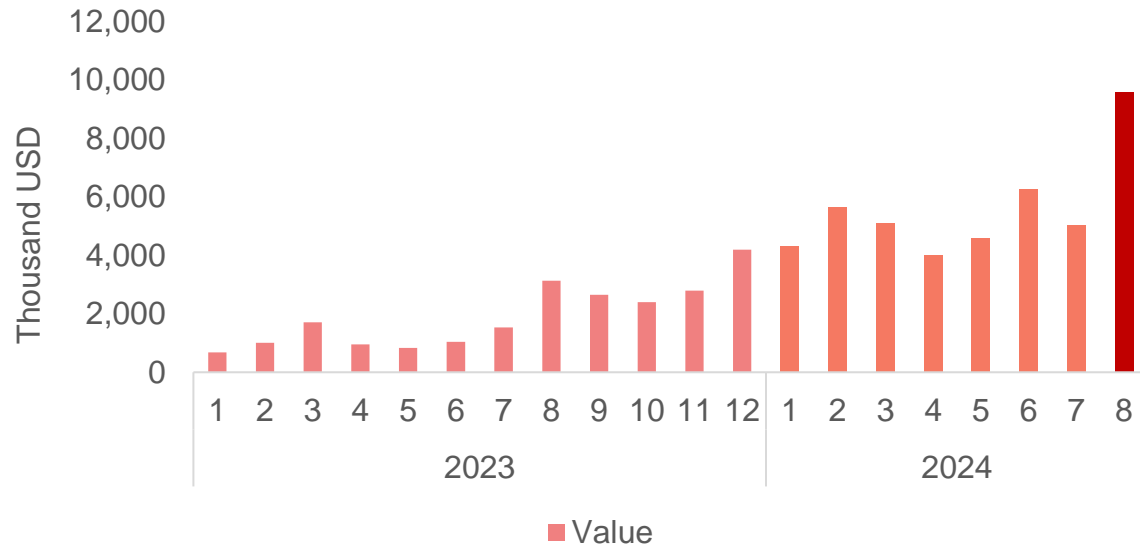
Changes in percentage of export value to the ASEAN, Aug-2024



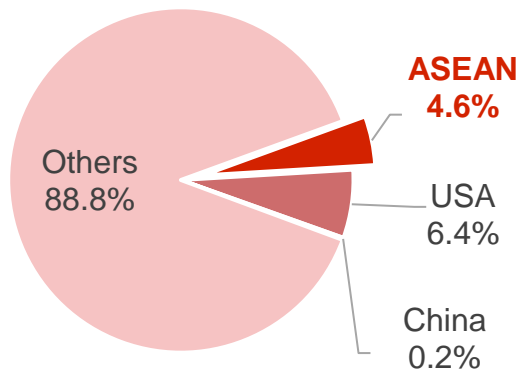


MEAT & MEAT PRODUCTS (IMPORT)

Import value to the ASEAN, Aug-2024



Percentage of import value to the ASEAN, , Aug-2024



Import results to the ASEAN, , Aug-2024

VALUE



↗ Increase **91%** compared to Jul-24

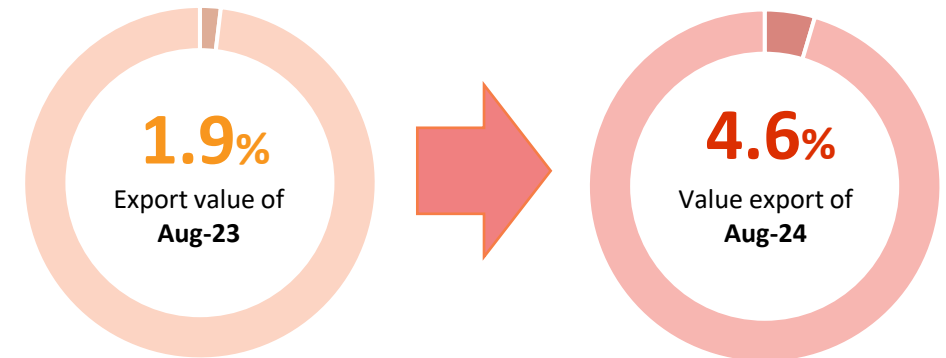
↗ Tăng **206%** compared to Aug-23.

↗ **7.7 Mil USD** more than the monthly average rate in 2023.

◇ Accumulate eight months of 2024 reaches **44.5 Mil.USD** and the rate is **194%** of the total in 2023.

5.02 Mil.USD

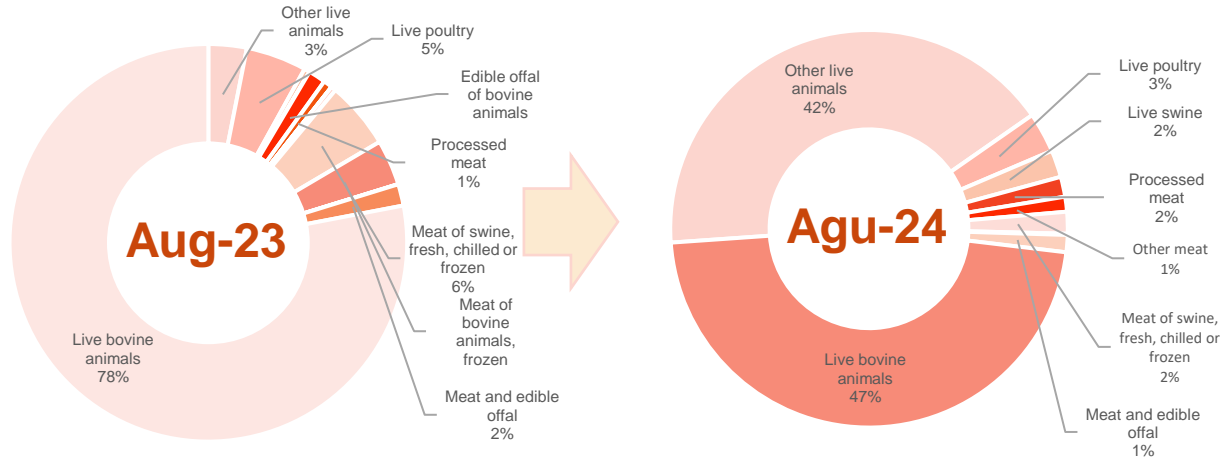
Changes in percentage of import value to the ASEAN, , Aug-2024





MEAT & MEAT PRODUCTS (EXPORT)

Export value to the ASEAN, Aug-2024



Export results to the ASEAN, Aug-2024



Live bovine animals

Value: **4.2** Mil.USD

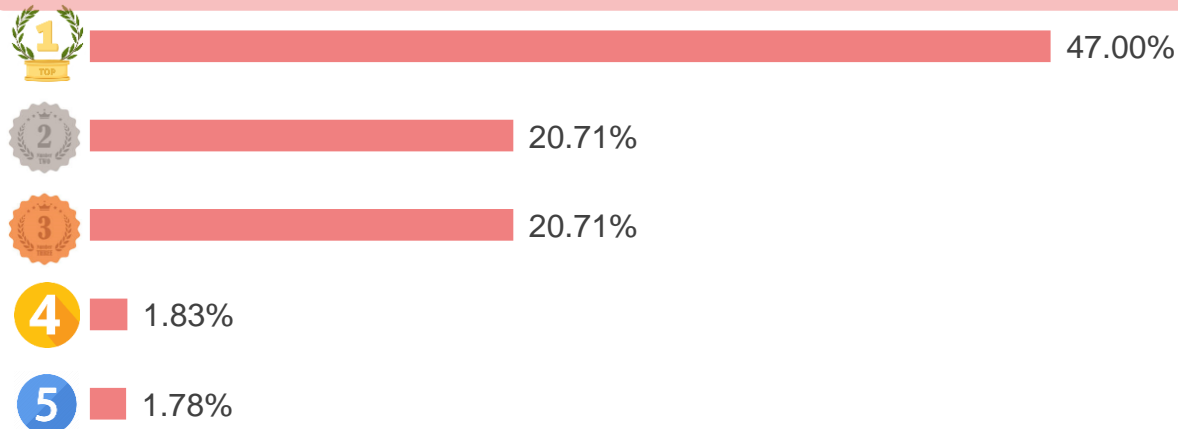


Other live animals (Macaca fascicularis)

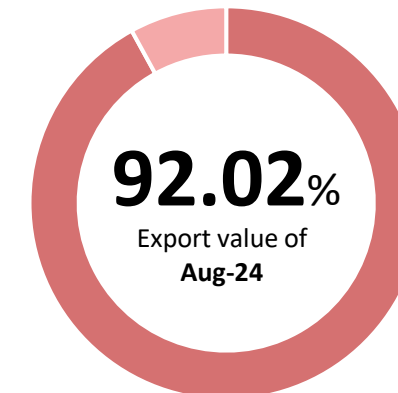
Value: **3.7** Mil.USD

Increase **1.743%** compared to Aug-23

Percentage of export value to the ASEAN, ASEAN, Aug-2024



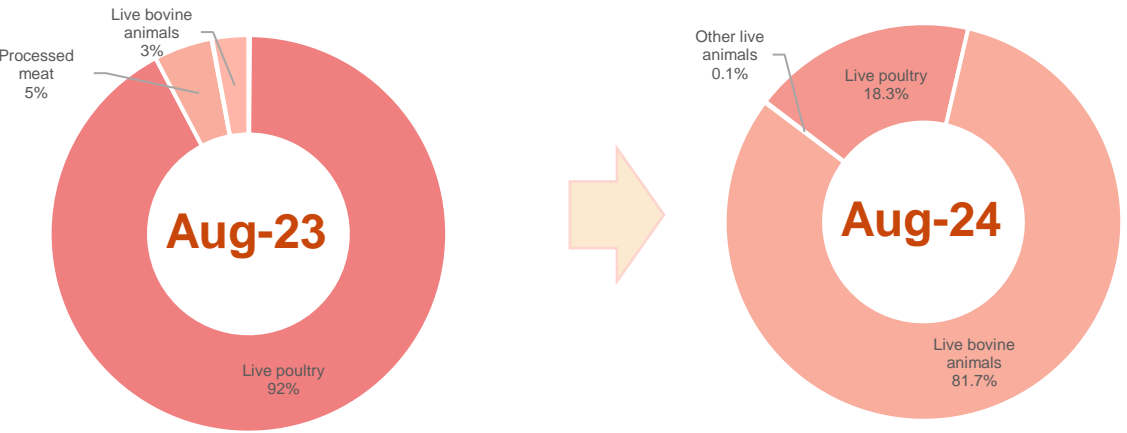
Changes in percentage of export value to the ASEAN, Aug-2024





MEAT & MEAT PRODUCTS (IMPORT)

Import value to the ASEAN, Aug-2024



Import results to the ASEAN, Aug-2024



Live bovine animals

Value: **7.8** Mil. USD
Increase **138%** compared to Jul-24
Increase **8442%** compared to Aug-23



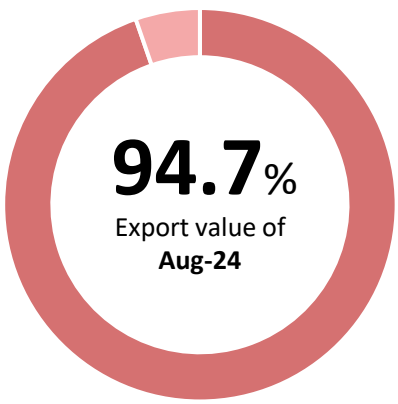
Live poultry

Value: **1.75** Mil.USD
Increase **1.96%** compared to Jul-24
Decrease **39.4%** compared to Aug-23

Percentage of import value to the ASEAN, ASEAN, Aug-2024



Changes in percentage of import value to the ASEAN, Aug-2024



Source: Calculated from data of the General Department of Customs



MEAT & MEAT PRODUCTS

SPOTLIGHT



The domestic pork production of Philippines is about 1.06 million metric tons (CWE) in 2024, an increase of nearly 2% compared to the previous year. However, this level remains lower than pre-African swine fever (ASF) outbreak levels and will be in low level until 2025. The ASF outbreak continues to affect Luzon, Visayas, and Mindanao, limiting herd replenishment and production during the second half of 2024 and early 2025.

Pork consumption in Philippines is forecasted to grow by 2% in 2025, reaching 1.58 million metric tons (CWE), driving by economic growth and population increase.

Pork imports will increase by more than 6%, reaching 510,000 metric tons (CWE) in 2025, because of disease-related supply shortages and increasing demand. Additionally, Executive Order No. 3, which allows Brazil to expand pork exports to the Philippines, contributes to this increase in imports.

Source: 3tres3.com





Any comments, please send to:

INFORMATION CENTER FOR AGRICULTURE AND RURAL DEVELOPMENT
INSTITUTE OF POLICY AND STRATEGY FOR AGRICULTURE AND RURAL DEVELOPMENT

Address: *16 Thuy Khue Street, Thuy Khue Wd., Tay Ho Dist., Hanoi*

Email: thongtinhitruong@ipsard.gov.vn; info@agro.gov.vn

Website: <http://agro.gov.vn/>

