



ISPAE

Volume: Nov-2025



MONTHLY REPORT ON AGRI-PRODUCT EXPORT

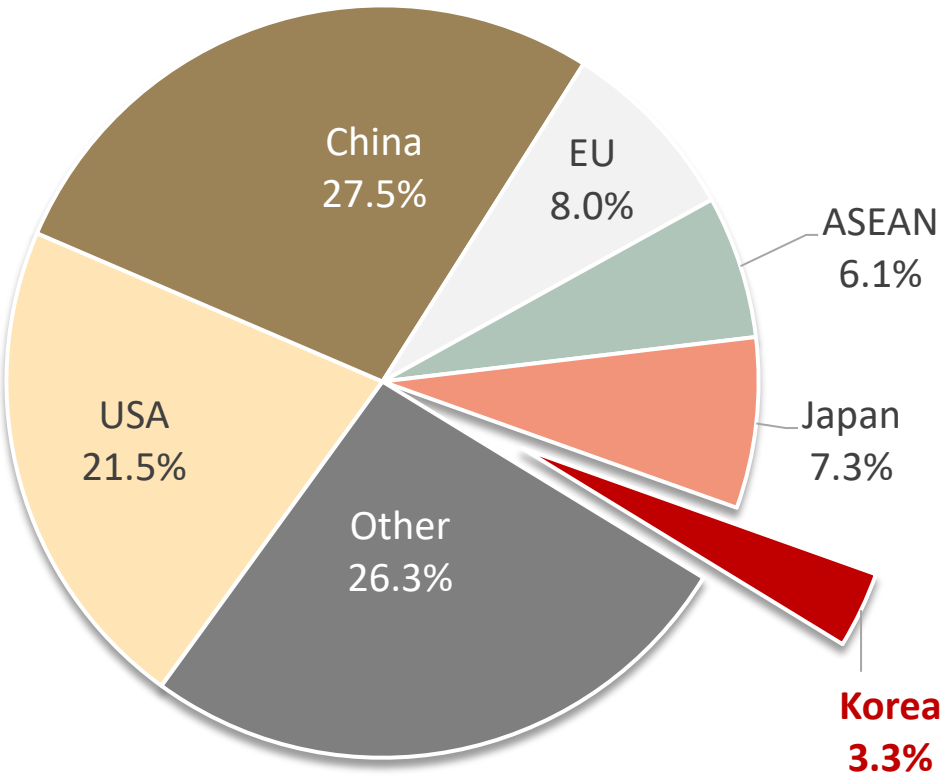
FROM VIETNAM TO TO KOREA (ROK) MARKET

Prepared by: **AGREINFOS**



THE SITUATION OF AGRO-FORESTRY-FISHERY (AFF) PRODUCT EXPORT FROM VIETNAM TO THE KOREA IN OCT-2025

Proportion export value of key AFF products to the Korea in Oct-2025



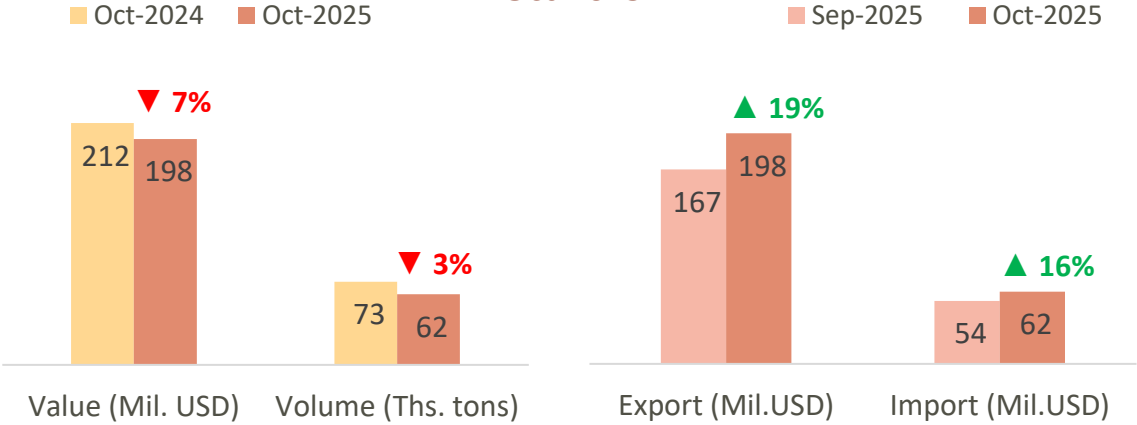
Changes in proportion export value of key AFF products to the Korea in Oct-2025 compared to Oct-2024 and Sep-2025

Country	Value (Mil.USD)	Compared to Sep-2025	Compared to Oct-2024
USA	1.292	▲ 13,2%	▲ 16,5%
China	1.658	▲ 16,7%	▲ 18,0%
EU	481	▲ 6,0%	▲ 6,3%
ASEAN	370	▼ 5,5%	▼ 6,7%
Japan	442	▲ 5,9%	▲ 6,1%
Korea	198	▲ 1,9%	▲ 1,5%
Total Export value (Mil.USD)			6.023

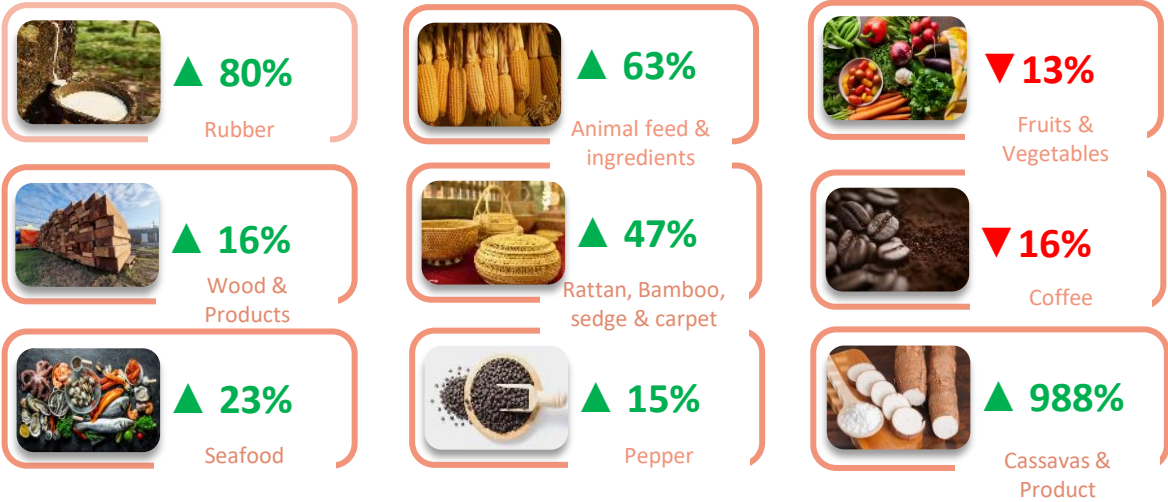
Source: Calculated from data of the General Department of Customs

THE SITUATION OF AGRO-FORESTRY-FISHERY (AFF) PRODUCT EXPORT FROM VIETNAM TO THE KOREA IN OCT-2025

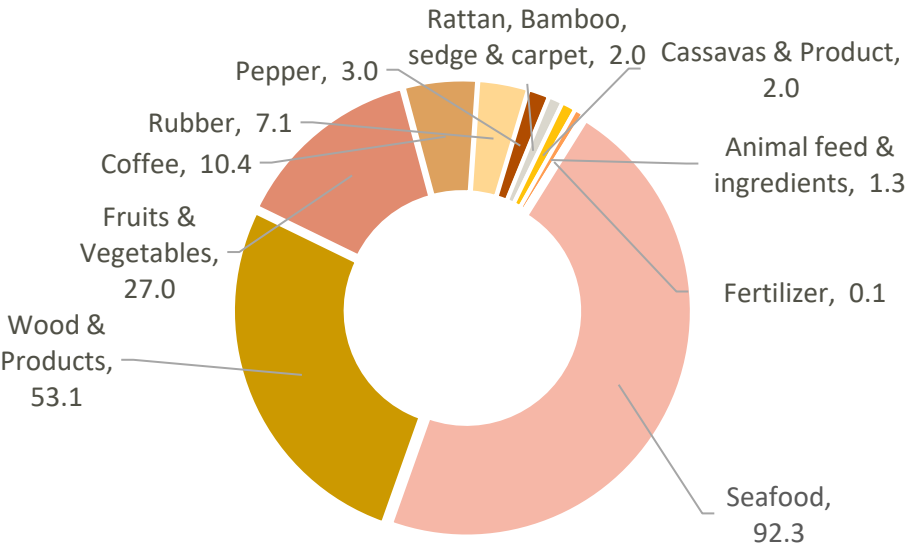
AFF product import-export turnover between Vietnam and Korea, Oct-2025



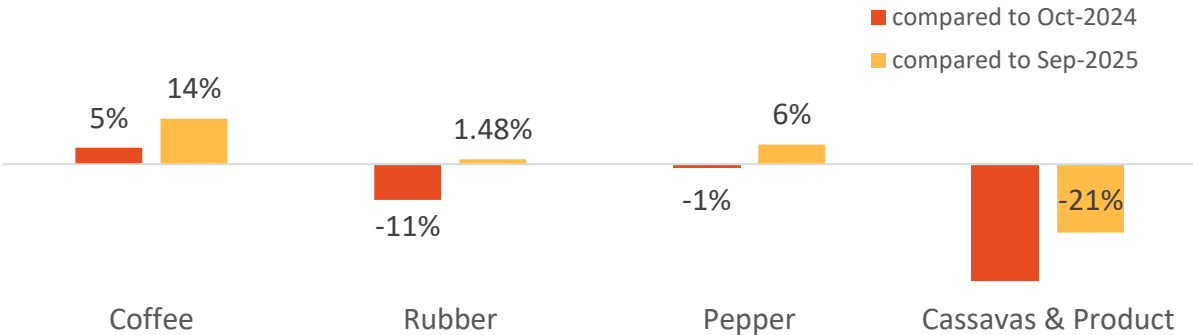
Changes in key AFF product export value to the Korea in Oct-2025 compared to Sep-2025



Key AFF product export value to Korea, Oct-2025



Changes in average export value of key AFF products to the Korea in Oct-2025 compared to Sep-2025 and Oct-2024





South Korea's foreign exchange reserves rise to the highest level in nearly three years



According to the Bank of Korea, the country's foreign exchange reserves reached USD 428.82 billion at the end of October, an increase of USD 6.8 billion from the previous month and the highest level since January 2023. The increase was mainly driven by improved investment returns and the issuance of foreign-currency bonds aimed at stabilizing the exchange rate.

The reserve composition shows that foreign securities (including U.S. Treasury bonds) fell slightly by USD 460 million to USD 377.96 billion, accounting for 88.1% of total reserves. In contrast, foreign-currency deposits rose sharply by USD 7.4 billion to USD 25.94 billion. Special Drawing Rights (SDRs) stood at USD 15.71 billion, while gold holdings remained unchanged at USD 4.79 billion. Korea's reserve position at the IMF decreased by USD 80 million to USD 4.41 billion.

As of the end of September, South Korea ranked ninth globally in terms of foreign exchange reserves, behind leading countries such as China, Japan, Switzerland, Russia, and India.

Source: nhandan.vn

South Korea's Q3 2025 GDP growth ranks among the top large economies

The Bank of Korea (BoK) and the Organisation for Economic Co-operation and Development (OECD) announced on November 26 that South Korea's GDP growth rate for the third quarter of 2025 reached 1.166%, ranking third among 26 countries that had released preliminary figures as of November 25. This positive performance was driven by a rebound in semiconductor exports and an improvement in domestic demand.

Source: baomoi.com



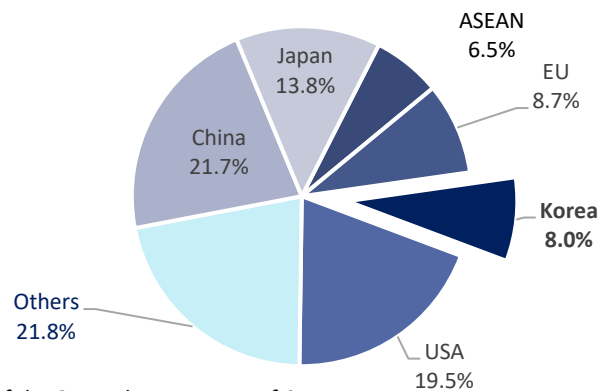


FISHERIES

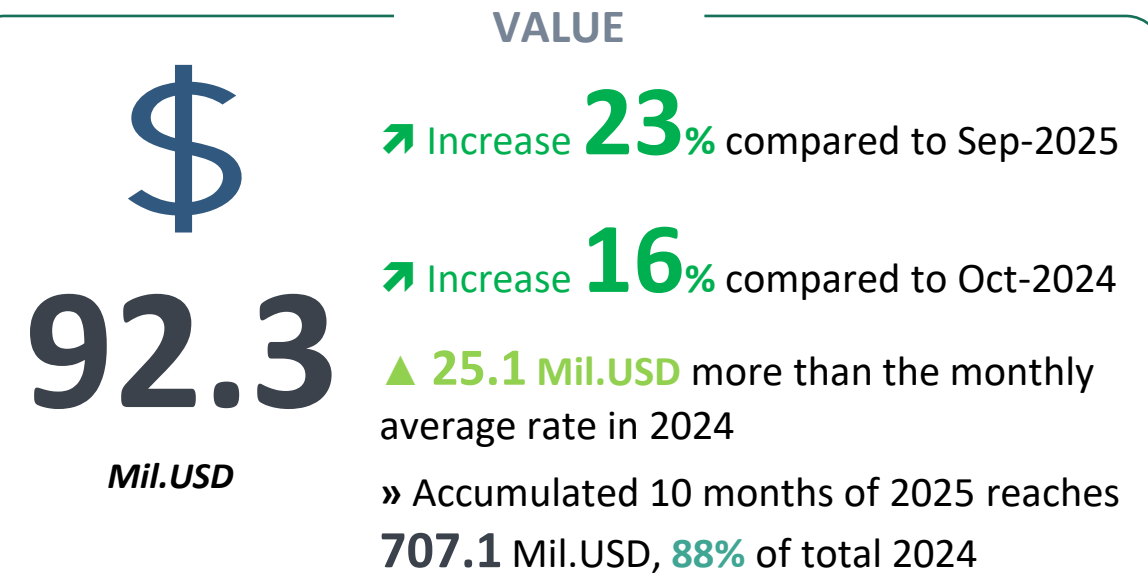
Export value to Korea, Oct-2025



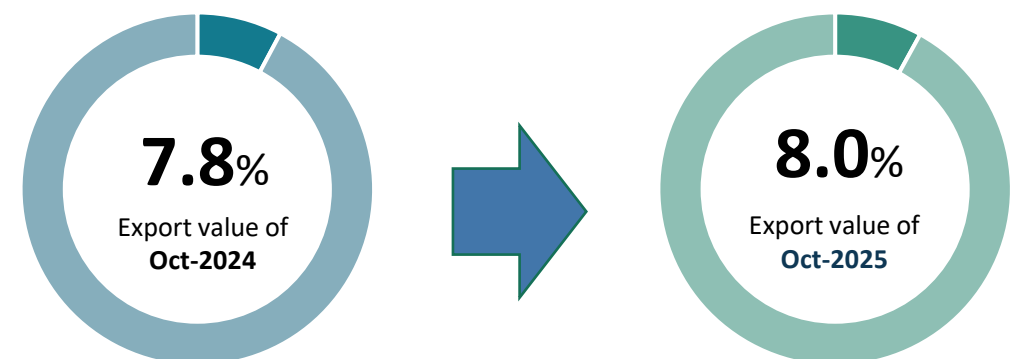
Percentage of export value to Korea, Oct-2025



Export results to Korea, Oct-2025



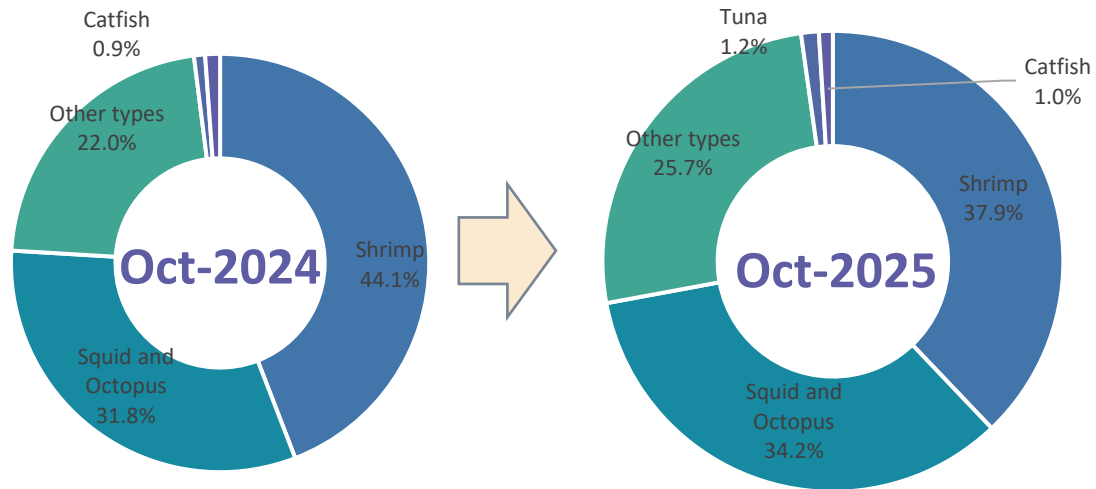
Changes in percentage of export results to Korea, Oct-2025



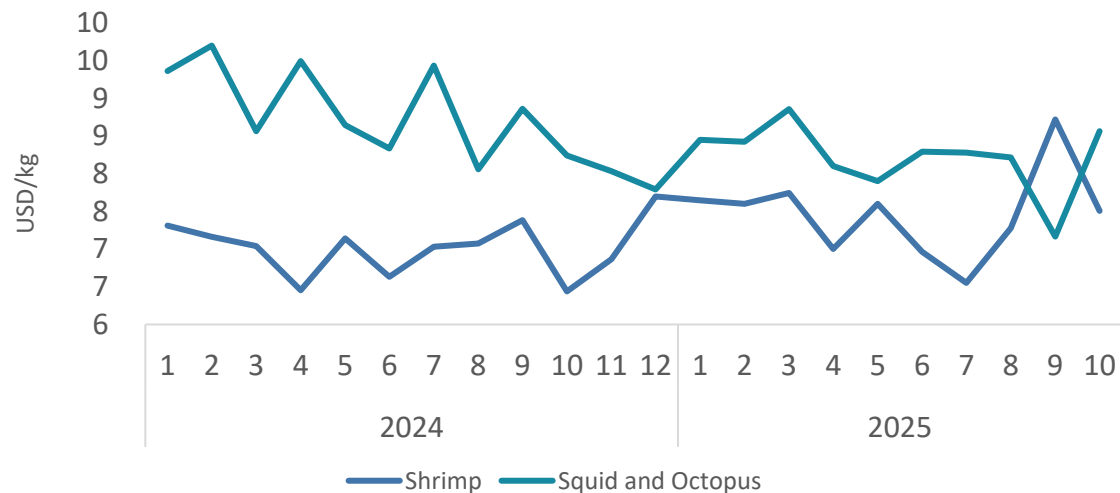


FISHERIES

Structure of exports by products to Korea, Oct-2025



Average export price to Korea, Oct-2025



Source: Calculated from data of the General Department of Customs

Export results to Korea, Oct-2025



Shrimp

Value: **35.0** Mil.USD

Increase **17.8%** compared to Sep-2025

Decrease **0.9%** compared to Oct-2024



Squid and Octopus

Value: **31.6** Mil.USD

Increase **20.9%** compared to Sep-2025

Increase **24.2%** compared to Oct-2024



Tuna

Value: **1.1** Mil.USD

Decrease **31.4%** compared to Sep-2025

Increase **25.4%** compared to Oct-2024

Shrimp

The average export price in Oct-2025 is **7,5** USD/kg; increase **5%** compared to the previous month; and increase **17%** compared to the same month of 2024.

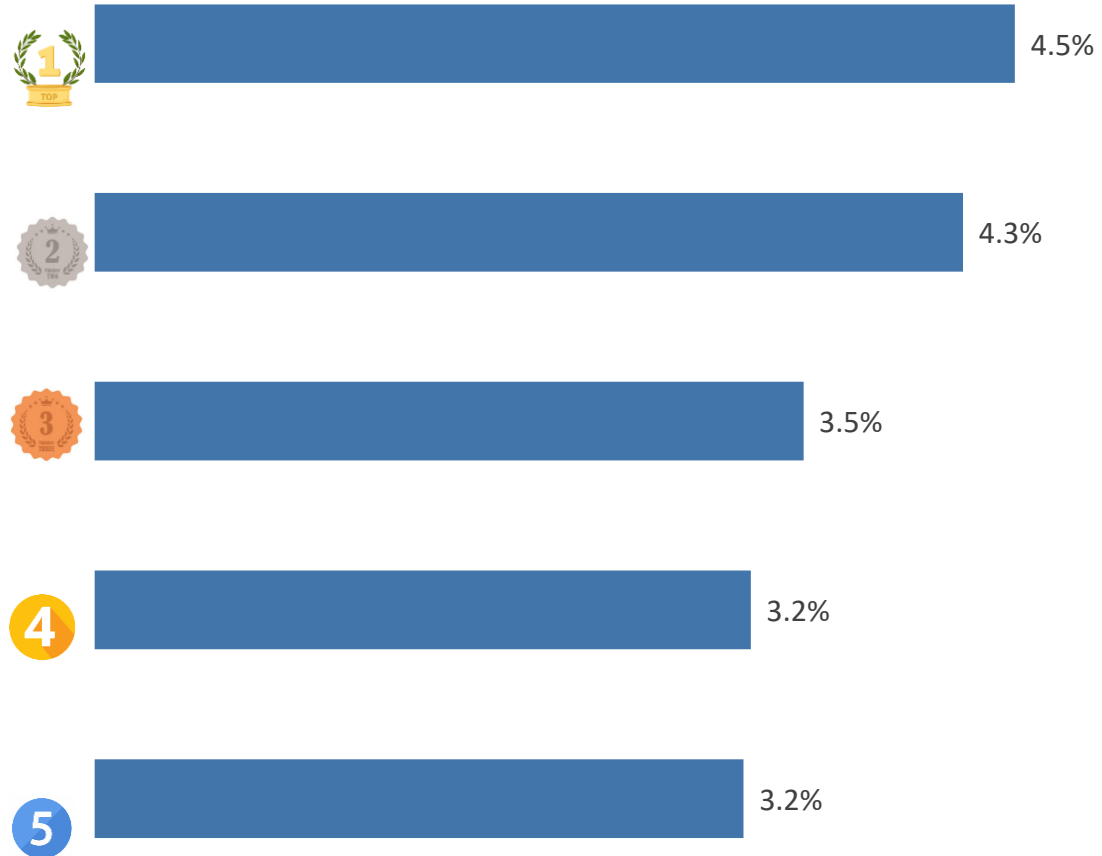
Squid and Octopus

The average export price in Oct-2025 is **8,6** USD/kg; decrease **2%** compared to the previous month; and increase **4%** compared to the same month of 2024.

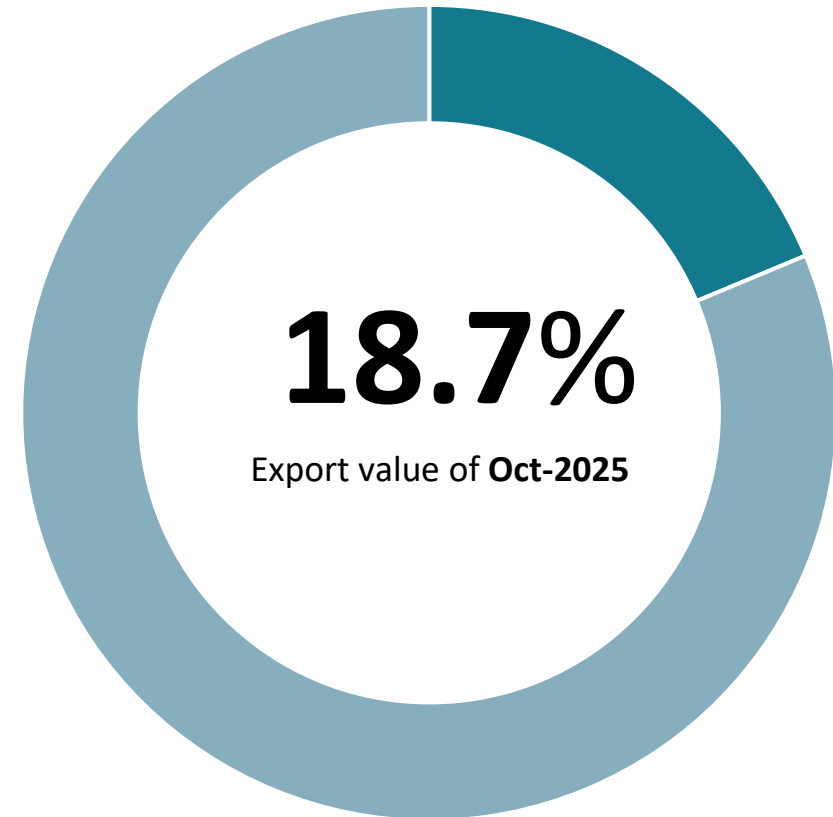


FISHERIES

TOP 5 export enterprises by value to Korea, Oct-2025



Value ratio of TOP 5 export enterprises to Korea, Oct-2025



01



South Korea's seaweed exports surpass USD 1 billion on strong demand from the United States

The Ministry of Oceans and Fisheries of South Korea announced that the country's exports of dried seaweed (gim) have surpassed the USD 1 billion mark for the first time, reaching USD 1.02 billion as of mid-November 2025, up 13.2% from the same period last year. The United States remained the largest market with USD 220 million (up 15.3%), followed by Japan (USD 210 million) and China (USD 100 million, up 36.6%). This achievement reflects rising consumer demand, the growing preference for healthy foods, and the promotional advantage driven by the Korean cultural wave (K-culture).

The South Korean government has pledged continued support for the seaweed industry through expanding aquaculture permits, modernizing processing facilities, assisting with international certifications, and developing market-specific products. On November 17, the Codex Alimentarius Commission approved the initiation of work to establish international standards for Korean seaweed products, including regulations on quality, hygiene, labeling, and testing. These standards are expected to enhance competitiveness and expand seaweed export markets in the coming years.

Source: Korea Herald



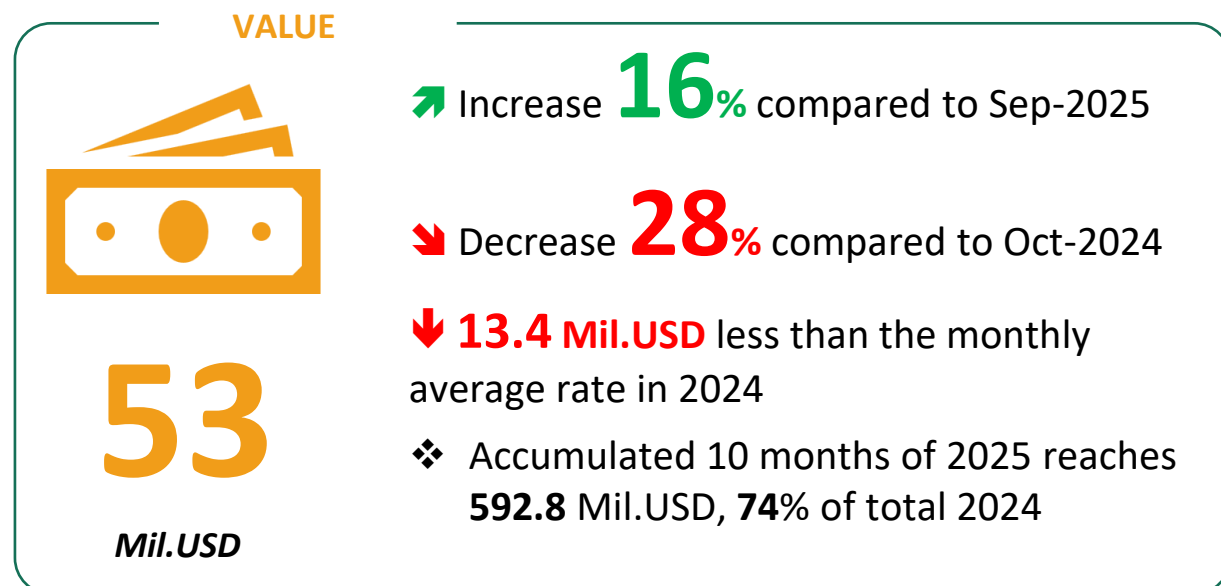


WOOD AND WOOD PRODUCTS

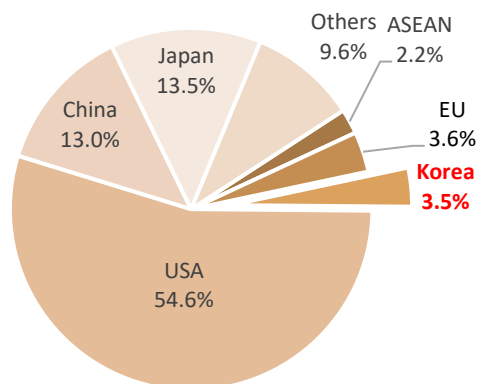
Export value to Korea, Oct-2025



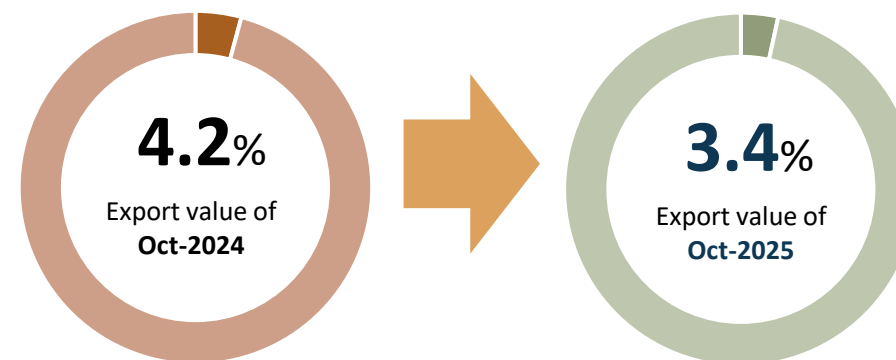
Export results to Korea, Oct-2025



Export results to Korea, Oct-2025



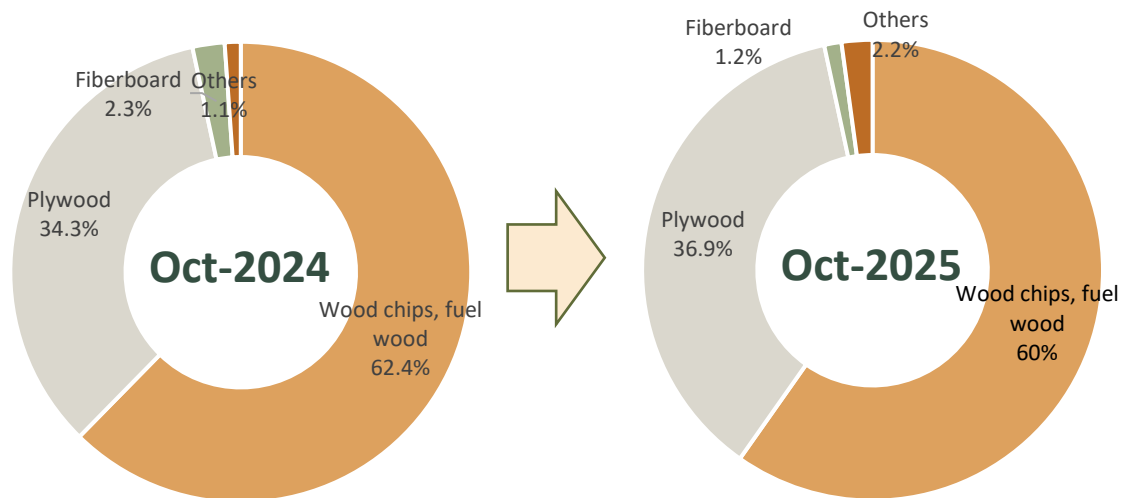
Changes in percentage of export results to Korea, Oct-2025



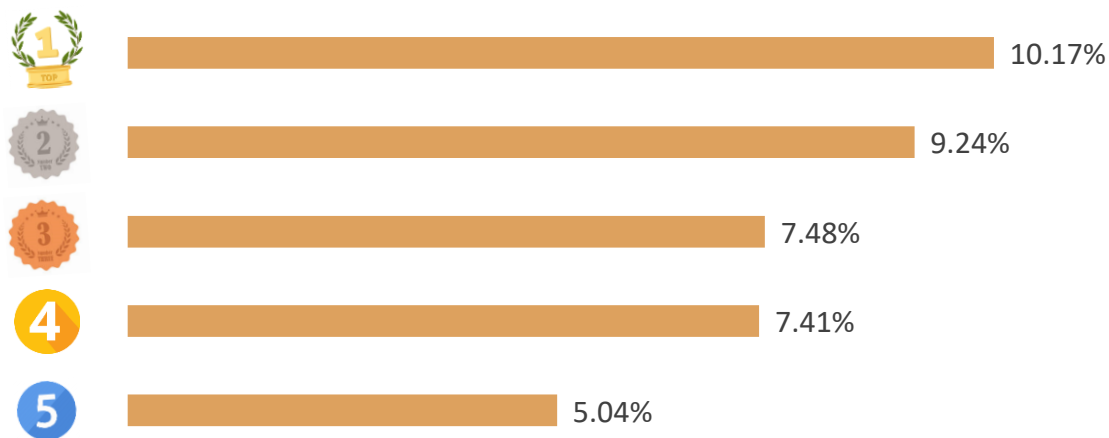


WOOD AND WOOD PRODUCTS

Structure of exports by products to Korea, Oct-2025



TOP 5 export enterprises by value to Korea, Oct-2025



Export results to Korea, Oct-2025



Wood chips

Value: **20.6** Mil.USD

Increase **33%** compared to Sep-2025

Decrease **35%** compared to Oct-2024



Plywood

Value: **12.7** Mil.USD

Decrease **5%** compared to Sep-2025

Decrease **27%** compared to Oct-2024



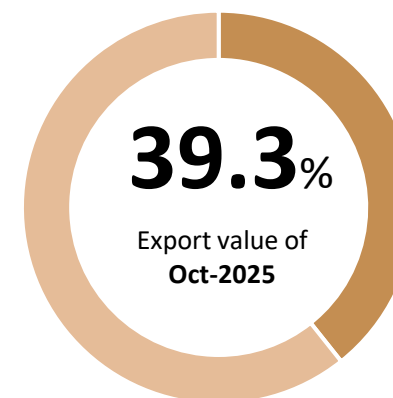
Ván sợi

Value: **0.4** Mil.USD

Increase **14%** compared to Sep-2025

Decrease **64%** compared to Oct-2024

Value ratio of TOP 5 export enterprises to Korea, Oct-2025





WOOD AND WOOD PRODUCTS



SPOTLIGHT

On November 20, 2025, the Korea Forest Service (KFS) and its Canadian partners held the 6th Korea–Canada Forestry Cooperation Conference online to discuss measures to strengthen bilateral collaboration in the forestry sector. The meeting focused on two main agenda items: joint responses to wildfires amid the growing climate crisis, and expanding the use of wooden architecture to support carbon-neutrality goals.

In the area of wildfire response, the two sides reviewed potential cooperation in establishing training systems for firefighting personnel and providing mutual support in manpower and equipment. Regarding wooden architecture, they discussed directions for collaboration to promote environmentally friendly construction, conduct joint research on soundproofing technologies for wooden buildings, and address related issues such as biodiversity conservation and sustainable forest management.

The KFS affirmed its commitment to further strengthening substantive cooperation with Canada, a global leader in climate-change response and a highly competitive country in forestry-related fields.

Source: woodkorea.co.kr

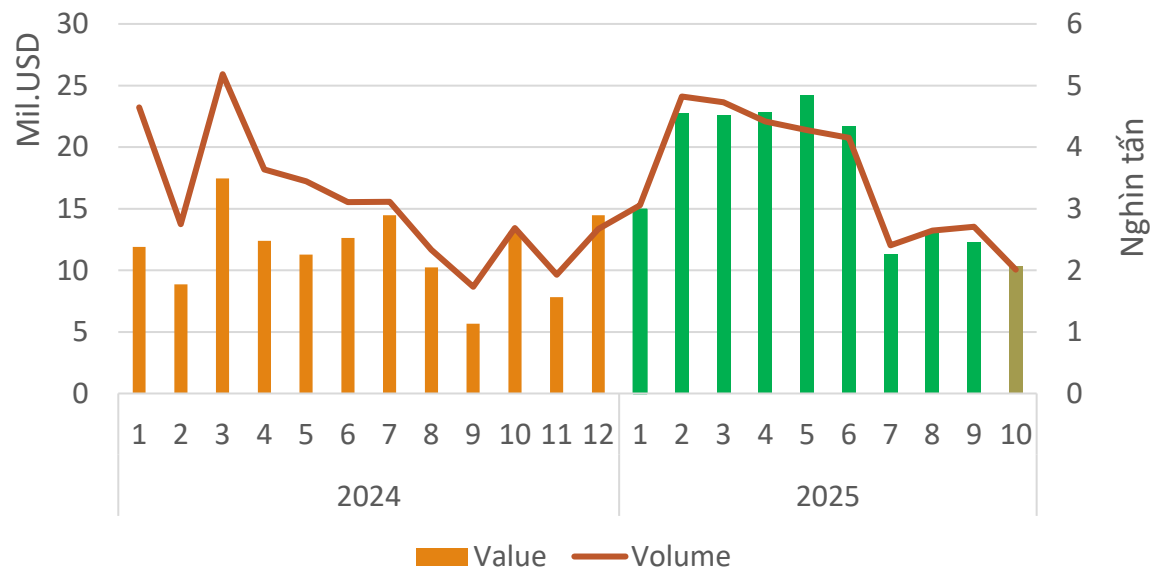


TIN LIÊN QUAN

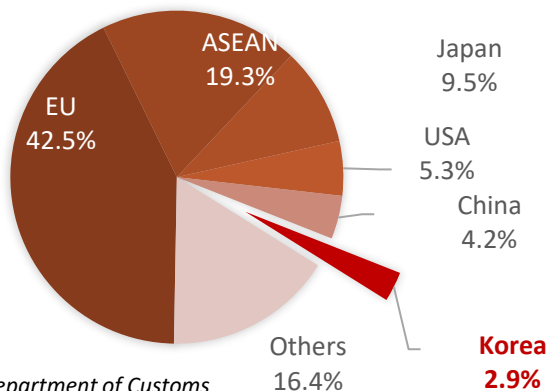


COFFEE

Export volume and value to Korea, Oct-2025



Percentage of export value to Korea, Oct-2025



Export results to Korea, Oct-2025

VALUE

10.4 Mil.USD

↘ Decrease **16%** compared to Sep-2025

↘ Decrease **21%** compared to Oct-2024

↘ **1.3 Mil.USD** less than the monthly average rate in 2024.

❖ Accumulated 10 months of 2025 reaches **176.2** Mil.USD, **126%** of total 2024.

VOLUME

2 Ths.tons

↘ Decrease **26%** compared to Sep-2025

↘ Decrease **25%** compared to Oct-2024

↘ **1.1 Ths.tons** less than the monthly average rate in 2024.

◇ Accumulated 10 months of 2025 reaches **35.2** Ths.tons, **95%** of total 2024.

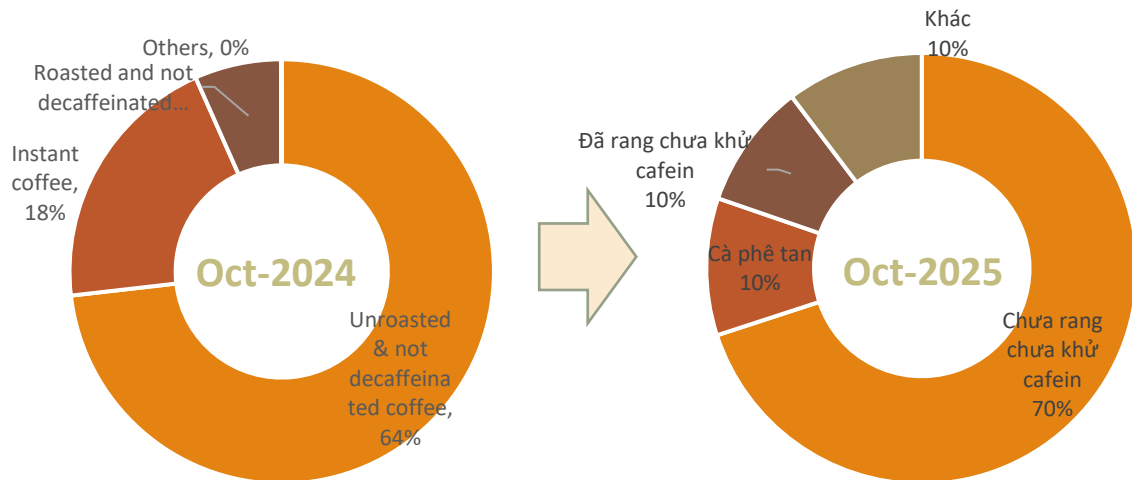
Changes in percentage of export results to Korea, Oct-2025



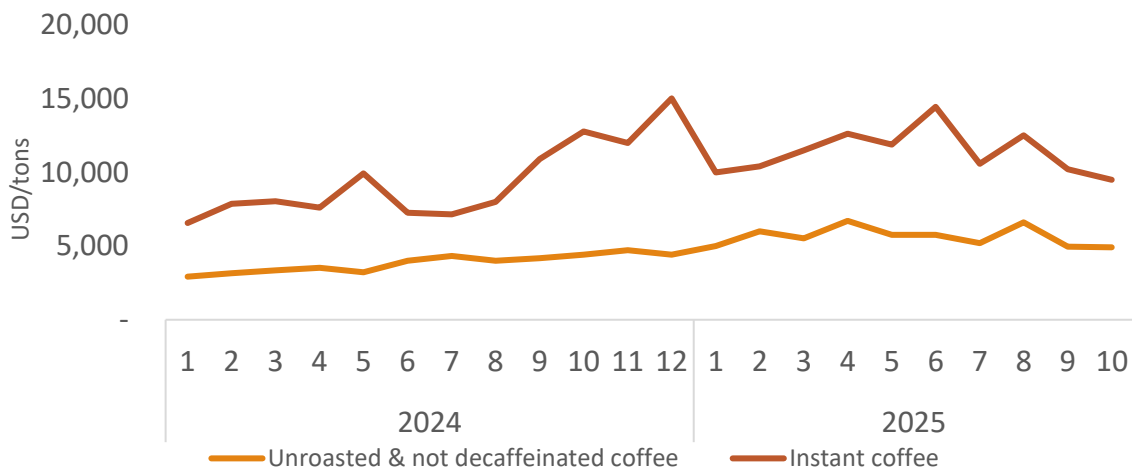


COFFEE

Structure of exports by products to Korea, Oct-2025



Average export price to Korea, Oct-2025



Source: Calculated from data of the General Department of Customs

Export results to Korea, Oct-2025



Unroasted & not decaffeinated coffee

Value: **6.8** Mil.USD

Decrease **29%** compared to Sep-2025

Decrease **15%** compared to Oct-2024



Instant coffee

Value: **1** Mil.USD

Increase **50%** compared to Sep-2025

Decrease **55%** compared to Oct-2024



Roasted and not decaffeinated coffee

Value: **0.9** Mil.USD

Decrease **25%** so compared to Sep-2025

Increase **26%** compared to Oct-2024

Instant coffee

The average export price in Oct-2025 is **9,496** USD/tons, decrease **7%** compared to the previous month; and decrease **26%** compared to the same month of 2024.

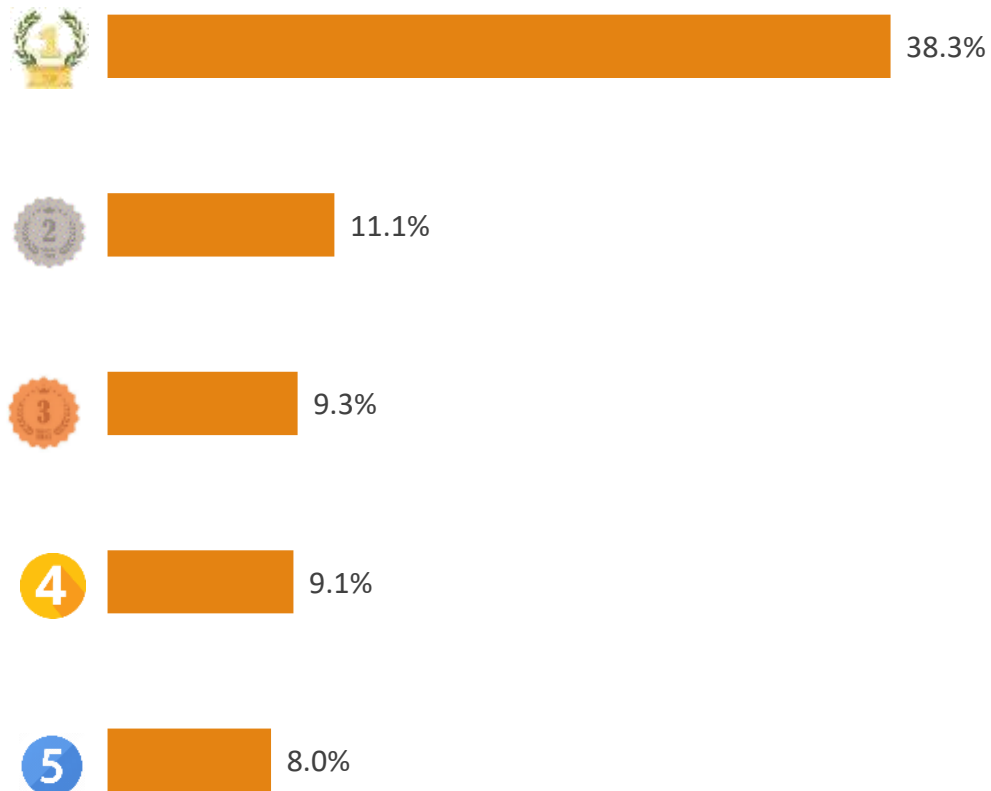
Unroasted & not decaffeinated coffee

The average export price in Oct-2025 is **4,910** USD/tons, decrease **1%** compared to the previous month; and increase **11%** compared to the same month of 2024.

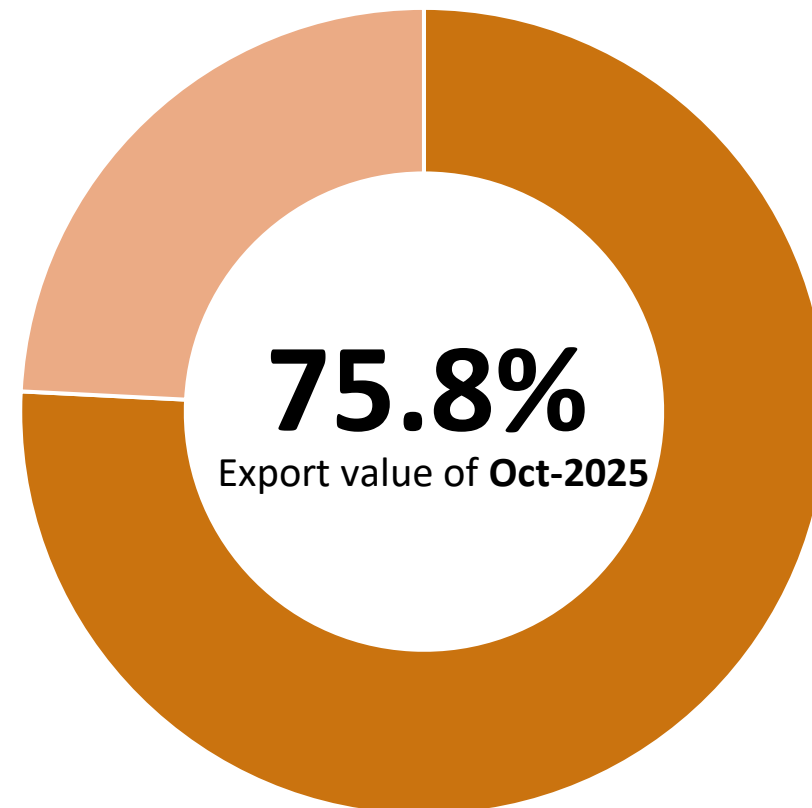


COFFEE

TOP 5 export enterprises by value to Korea, Oct-2025



Value ratio of TOP 5 export enterprises to Korea, Oct-2025





COFFEE

SPOTLIGHT



The Indonesian Trade Representative in South Korea and the Goyang city government signed a Memorandum of Understanding (MoU) on November 6, 2025 to promote the marketing and consumption of Indonesian coffee in the Korean market. Goyang plans to become South Korea's coffee distribution hub by 2028, creating opportunities for Indonesian coffee to capitalize on the rising coffee consumption in the country. Indonesia is the first partner to cooperate with Goyang under this initiative and currently ranks 13th among coffee suppliers to South Korea.

Goyang has assigned the Good Neighbors organization to implement training programs, strengthen human resource capacity, and conduct trade promotion activities, working together with ITPC Busan to promote Indonesian coffee, including cooperation with the ETIKA coffee cooperative in South Sulawesi.

This initiative takes place in the broader context of Indonesia–South Korea non-oil bilateral trade reaching USD 20.13 billion in 2024, with an average annual growth rate of 8.84% during 2020–2024.



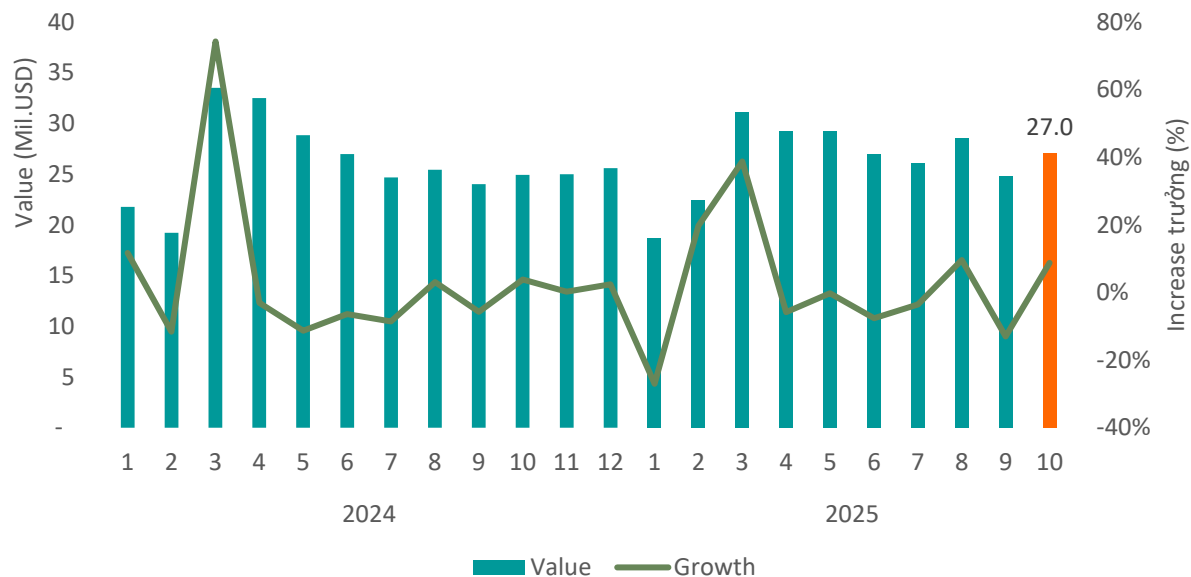
TIN LIÊN QUAN

Source: en.antaranews.com



FRUITS & VEGETABLES (EXPORT)

Export value to Korea, Oct-2025



Export results to Korea, Oct-2025

VALUE



27.0

Mil.USD

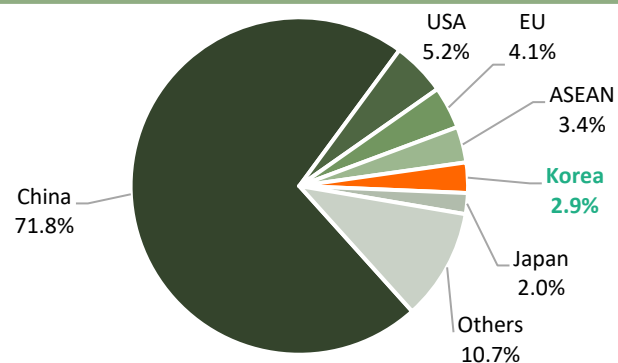
Increase **9%** compared to Sep-2025

Increase **8%** compared to Oct-2024

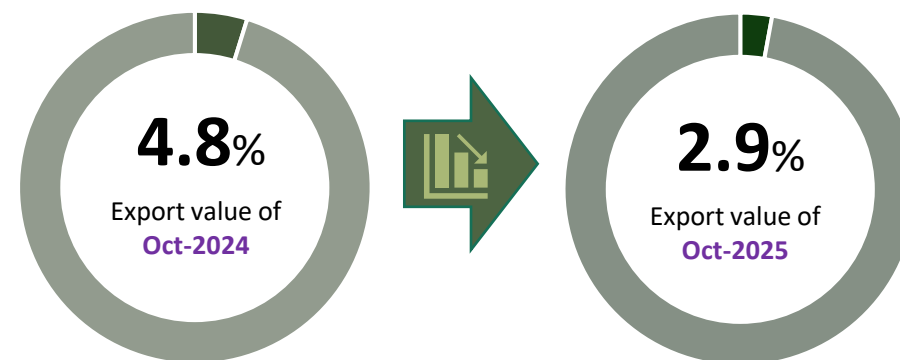
0.78 Mil.USD more than the monthly average rate in 2024

Accumulated 10 months of 2025 reaches **264.1 Mil.USD**, **84%** of total 2024

Percentage of export value to Korea, Oct-2025

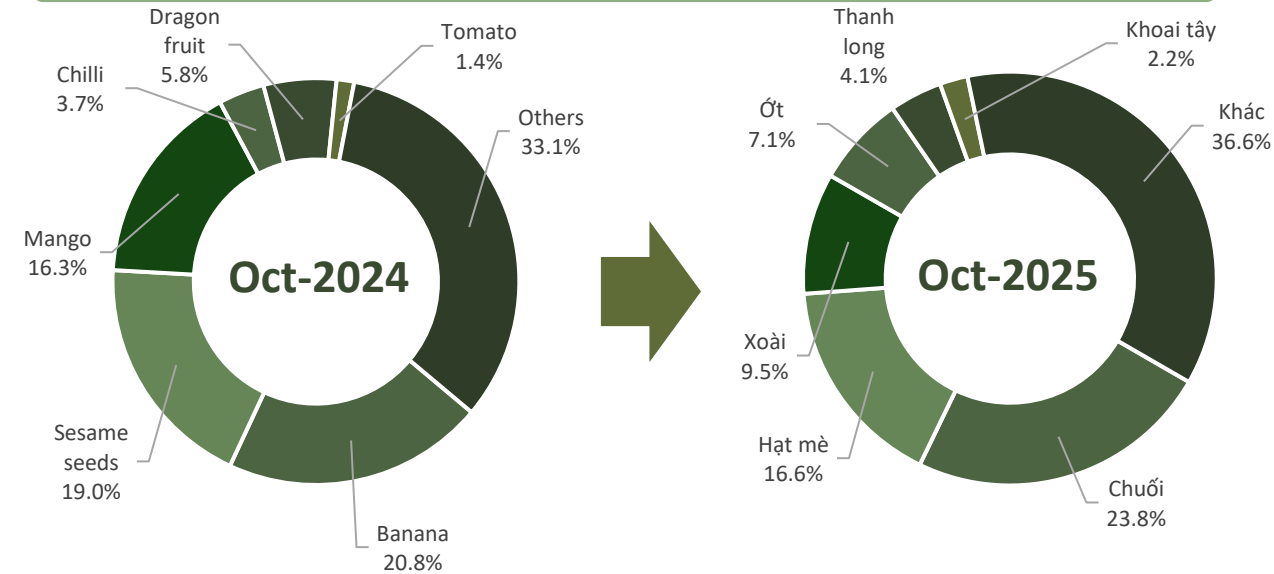


Changes in percentage of export results to Korea, Oct-2025



FRUITS & VEGETABLES (EXPORT)

Structure of exports by products to Korea, Oct-2025



Mango

Value: **2.6** Mil.USD

Decrease **3%** compared to Sep-2025

Decrease **37%** compared to Oct-2024



Chilli

Value: **1.9** Mil.USD

Increase **30%** compared to Sep-2025

Increase **110%** compared to Oct-2024



Dragon fruit

Value: **1.1** Mil.USD

Decrease **21%** compared to Sep-2025

Decrease **23%** compared to Oct-2024



Sesame seeds

Value: **4.5** Mil.USD

Increase **23%** compared to Sep-2025

Decrease **5%** compared to Oct-2024



Tomato

Value: **0.59** Mil.USD

Increase **64%** compared to Sep-2025

Increase **70%** compared to Oct-2024



Banana

Value: **6.4** Mil.USD

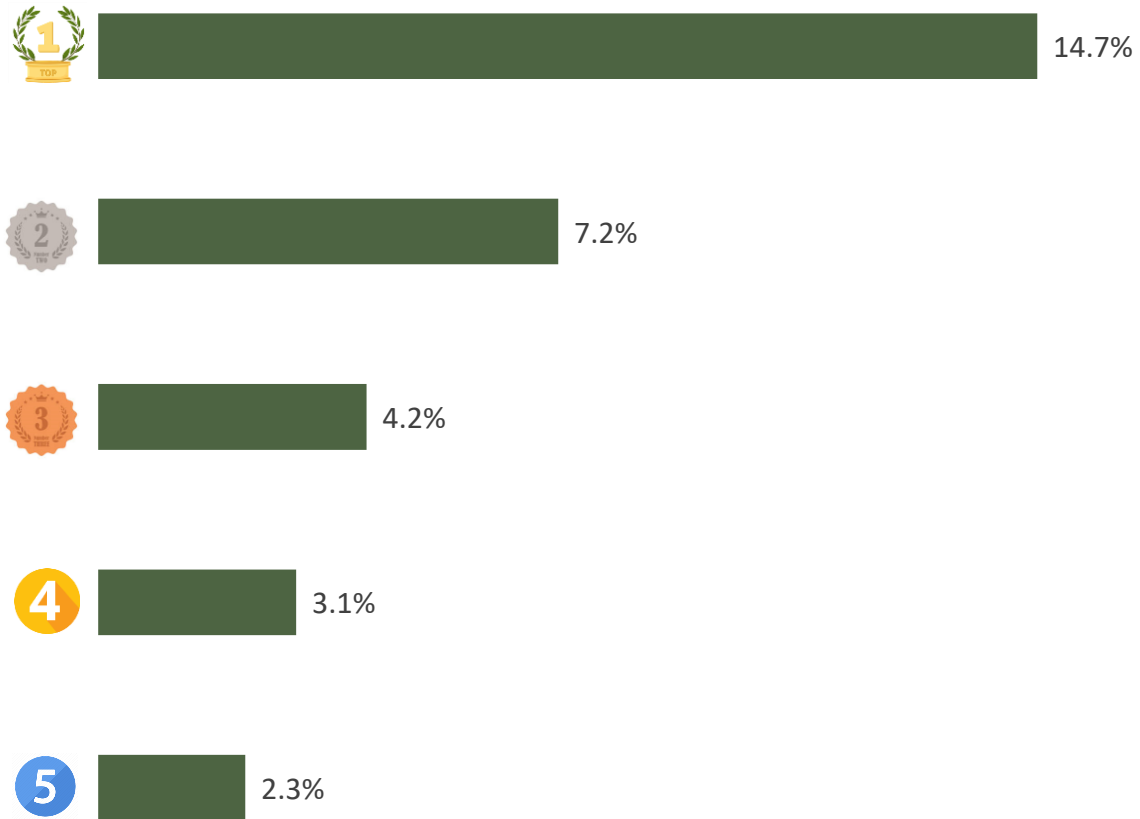
Decrease **3%** compared to Sep-2025

Increase **24%** compared to Oct-2024

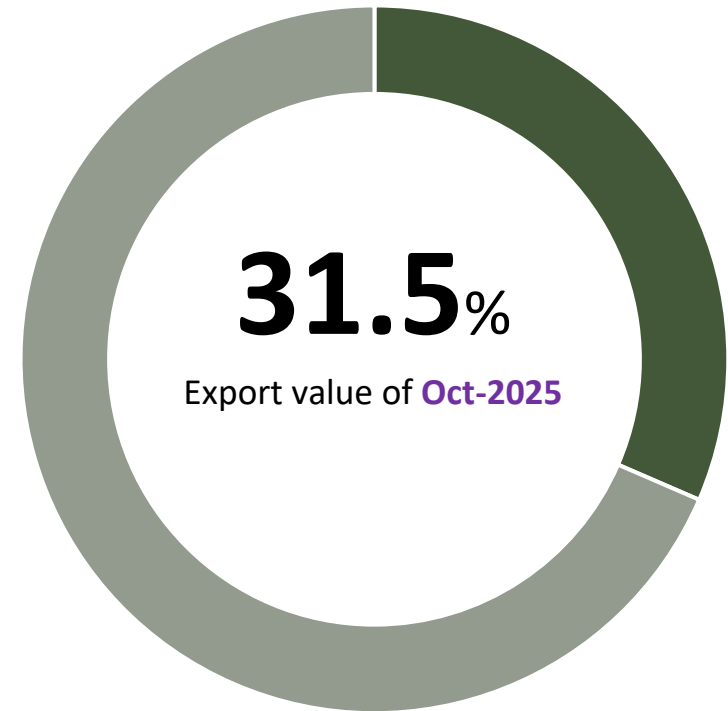
Export results to Korea, Oct-2025

FRUITS & VEGETABLES (EXPORT)

TOP 5 export enterprises by value to Korea, Oct-2025

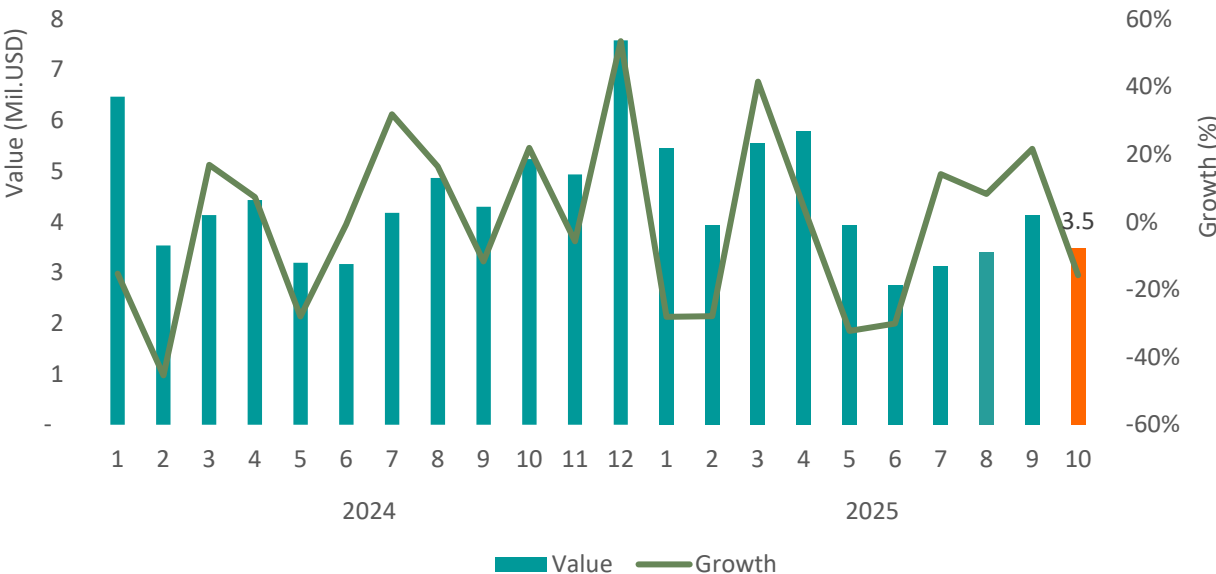


Value ratio of TOP 5 export enterprises to Korea, Oct-2025



FRUITS & VEGETABLES (IMPORT)

Import value to Korea, Oct-2025



Import results to Korea, Oct-2025



3.5

Mil.USD

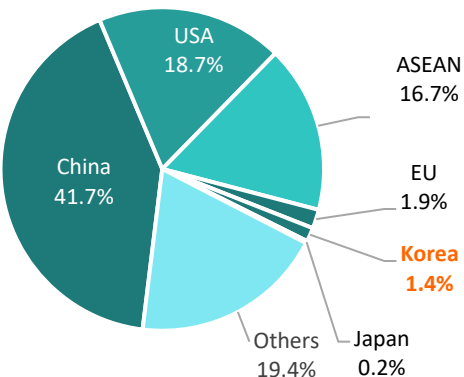
Decrease **16%** compared to Sep-2025

Decrease **34%** compared to Oct-2024

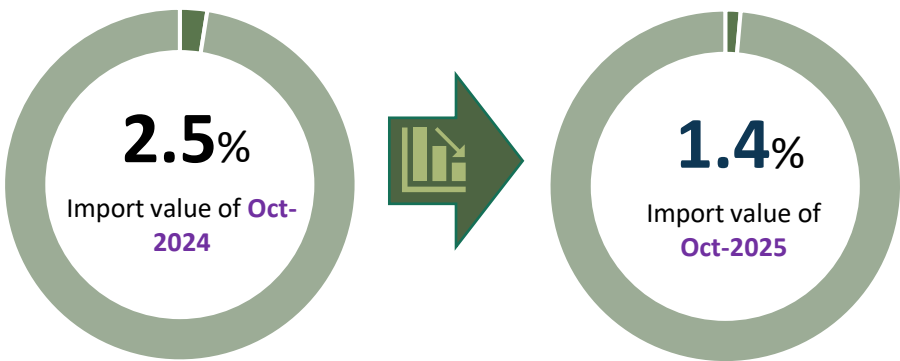
1,2 Mil.USD less than the monthly average rate in 2024

Accumulated 10 months of 2025 reaches **41.5 Mil.USD**, **74%** of total 2024

Percentage of import value to Korea, Oct-2025



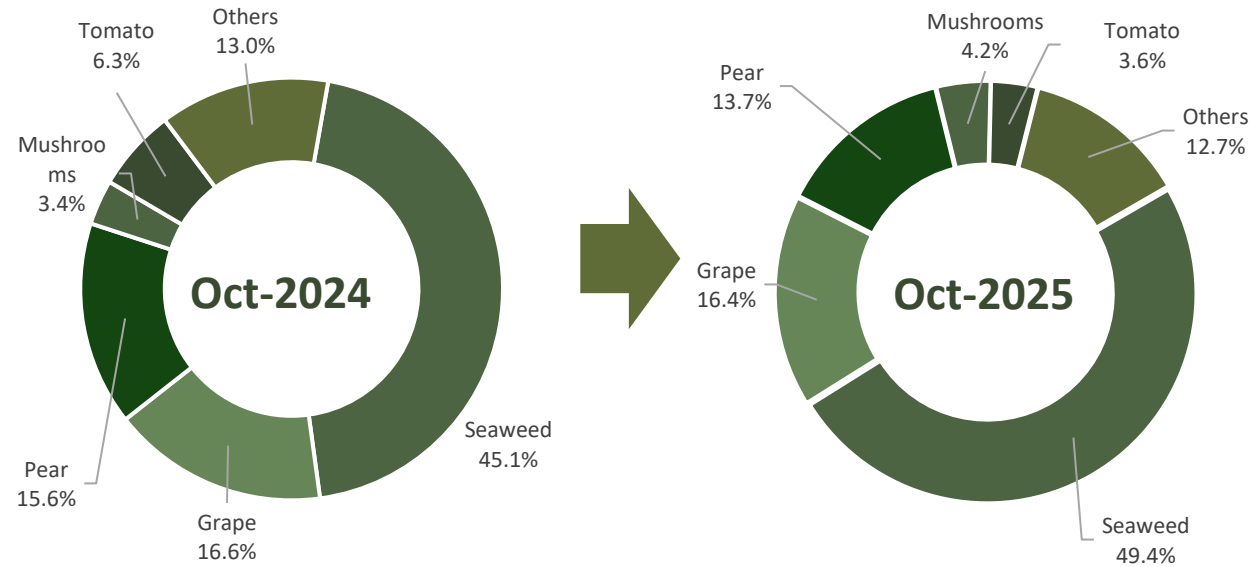
Changes in percentage of import results to Korea, Oct-2025



Source: Calculated from data of the General Department of Customs

FRUITS & VEGETABLES (IMPORT)

Structure of import by products from Korea, Oct-2025



Import results from Korea, Oct-2025



Seaweed

Value: **1.7** Mil.USD

Increase **14%** compared to Sep-2025

Decrease **27%** compared to Oct-2024



Grape

Value: **568.7** Ths.USD

Decrease **17%** compared to Sep-2025

Decrease **35%** compared to Oct-2024



Pear

Value: **475.7** Ths.USD

Decrease **32%** compared to Sep-2025

Decrease **42%** compared to Oct-2024



Mushrooms

Value: **145.4** Ths.USD

Decrease **29%** compared to Sep-2025

Decrease **19%** compared to Oct-2024



Tomato

Value: **124.3** Ths.USD

Decrease **74%** compared to Sep-2025

Decrease **62%** compared to Oct-2024



South Korea unveils three new Shine Muscat–related grape varieties

South Korea has introduced three new grape varieties—Cocoball, Shooting Star, and Hongju Seedless—developed by the Rural Development Administration (RDA) in an effort to reduce reliance on Shine Muscat, which currently accounts for around 40% of the domestic market. All three varieties contain high sugar levels of at least 19 Brix and possess distinct characteristics. Cocoball features a thin cocoa-colored skin and loosely packed clusters that reduce labor requirements; Shooting Star has an attractive shape and a cotton candy–like flavor, and has already been supplied to the market with an output of around 20 tons; while Hongju Seedless is a red, seedless grape known for its crisp texture and mild sweetness.

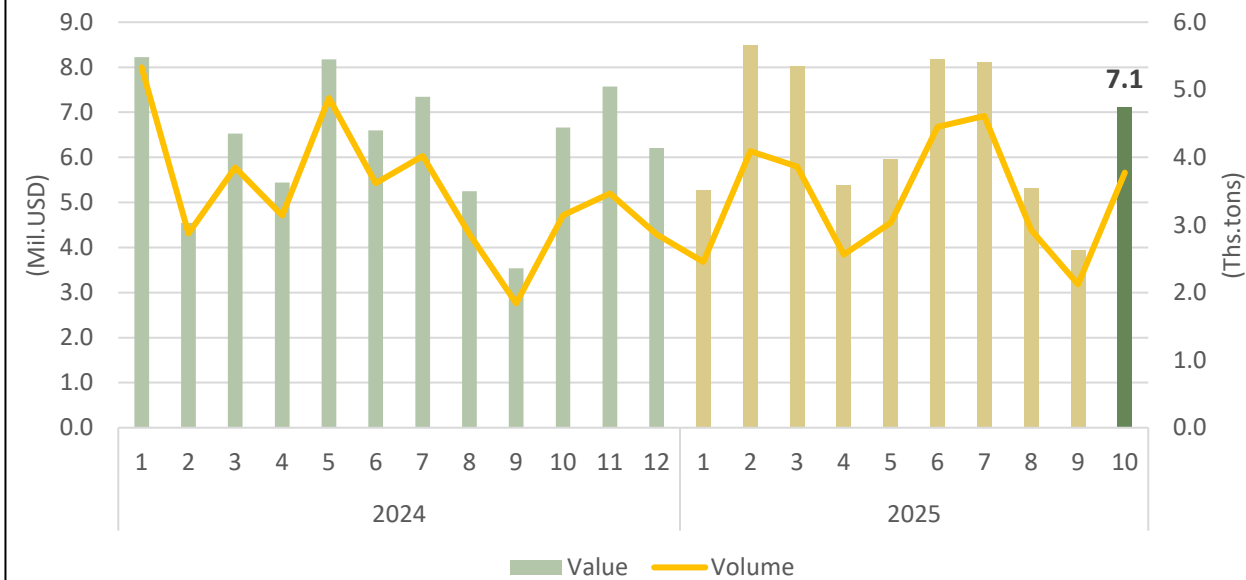
The RDA is working with local governments and businesses to expand cultivation of these varieties to 300 hectares by 2030, and plans to begin pilot exports to Asian markets such as Hong Kong and Vietnam starting next year. The agency will continue conducting research and building specialized production complexes to diversify domestic grape varieties and further expand international market presence..



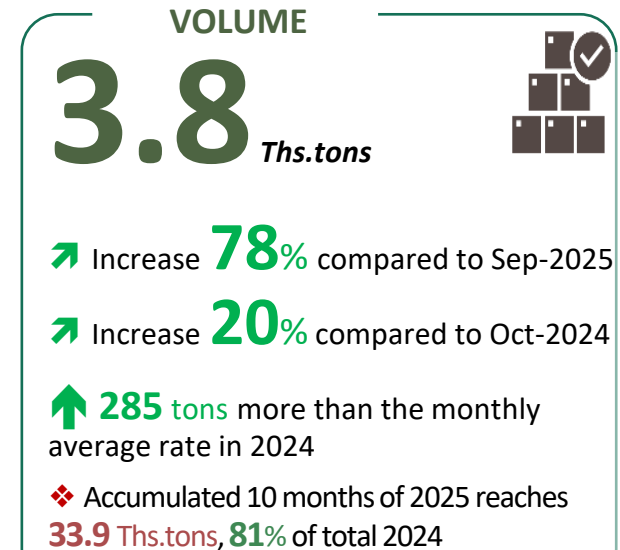
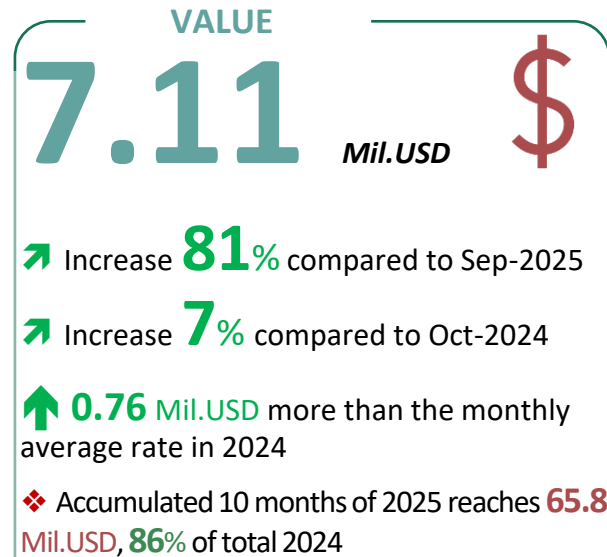


RUBBER

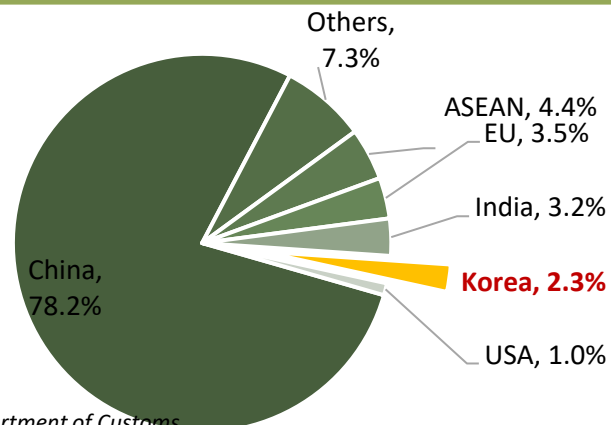
Export volume and value to Korea, Oct-2025



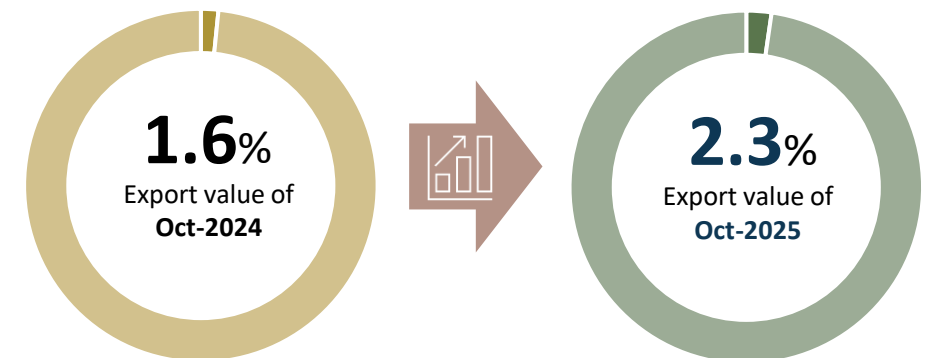
Export results to Korea, Oct-2025



Percentage of export value to Korea, Oct-2025



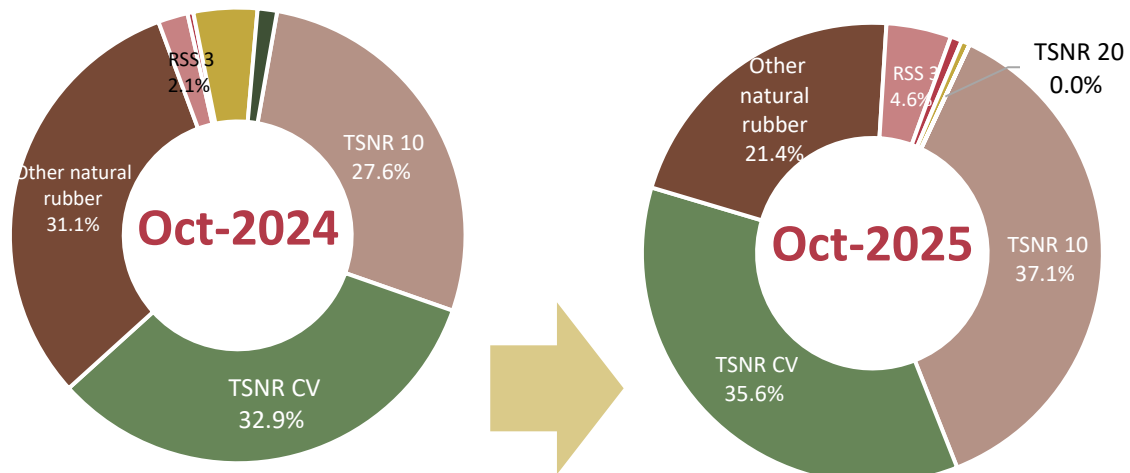
Changes in percentage of export value to Korea, Oct-2025



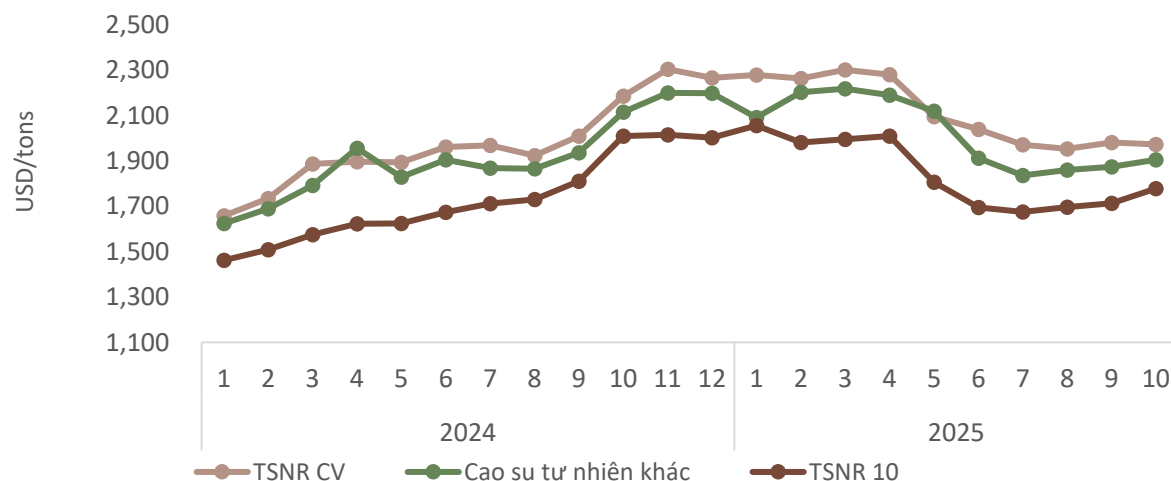


RUBBER

Structure of exports by products to Korea, Oct-2025



Average export price to Korea, Oct-2025



Export results to Korea, Oct-2025



Other natural rubber

Value: **1.52** Mil.USD

Increase **3%** compared to Sep-2025

Decrease **27%** compared to Oct-2024



TSNR CV

Value: **1.68** Mil.USD

Decrease **34%** compared to Sep-2025

Decrease **49%** compared to Oct-2024



TSNR 10

Value: **1.99** Mil.USD

Decrease **25%** compared to Sep-2025

Decrease **3%** compared to Oct-2024

Other natural rubber

The average export price in Oct-2025 is **1,905** USD/tons; **increase 2%** compared to the previous month; and **decrease 10%** compared to the same month of 2024.

TSNR CV

The average export price in Oct-2025 is **1,972** USD/tons; **decrease 1%** compared to the previous month; and **decrease 10%** compared to the same month of 2024.

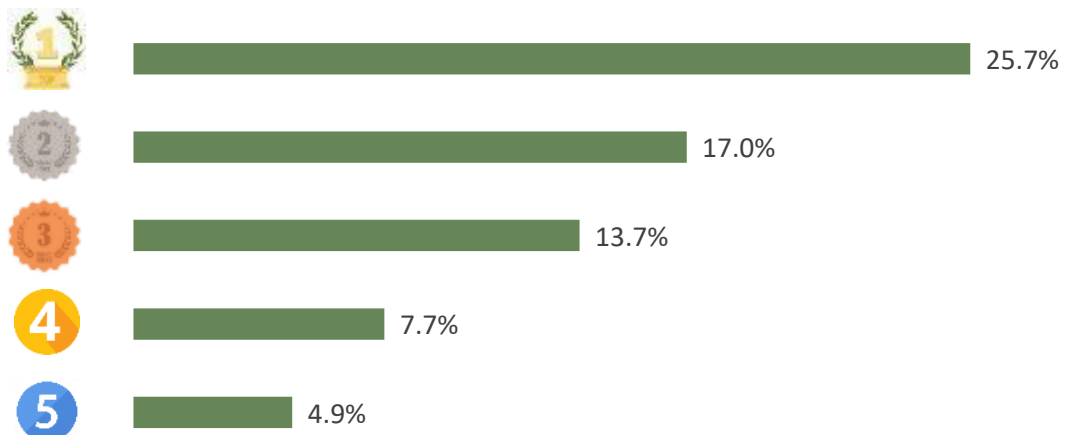
TSNR 10

The average export price in Oct-2025 is **1,778** USD/tons **increase 4%** compared to the previous month; and **decrease 12%** compared to the same month of 2024.

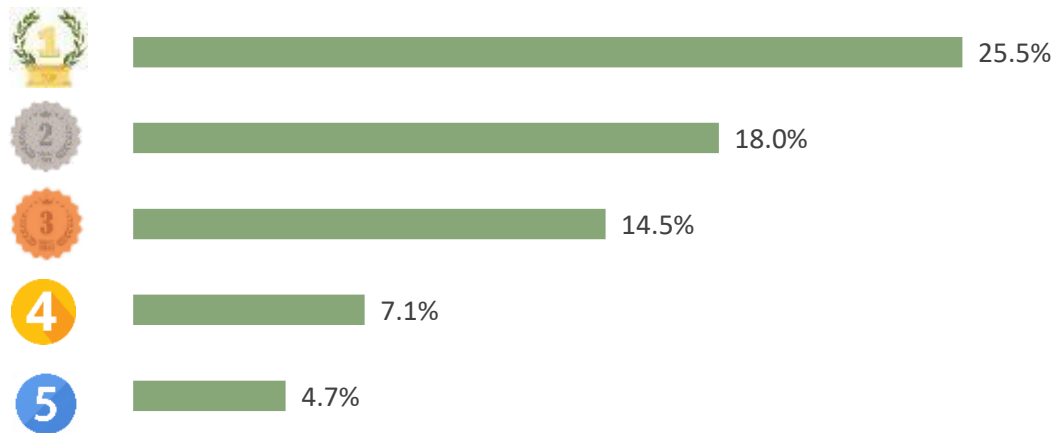


RUBBER

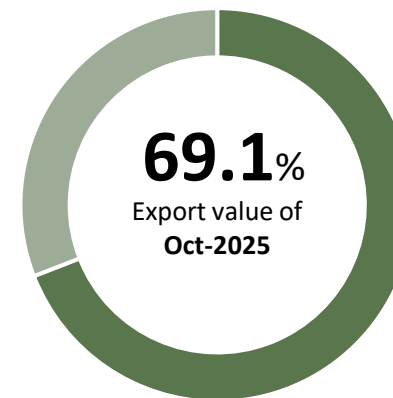
TOP 5 export enterprises by value to Korea, Oct-2025



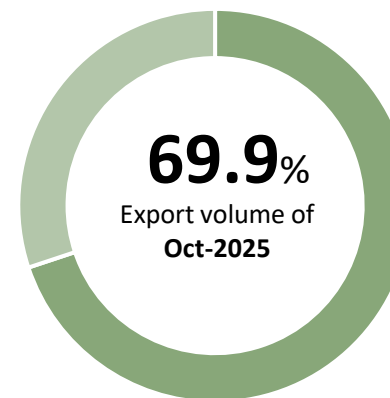
TOP 5 export enterprises by volume to Korea, Oct-2025



TOP 5 export enterprises by value to Korea, Oct-2025



Volume ratio of TOP 5 export enterprises to Korea, Oct-2025





RUBBER

SPOTLIGHT



A new trend is emerging in Europe as artificial turf fields begin replacing traditional rubber infill with PHA biodegradable biopolymer materials developed by CJ CheilJedang, a South Korean multinational food company. PHA, which is fully biodegradable and does not generate microplastics, has gained strong attention from the EU as the region prepares to completely ban petroleum-based rubber infill by 2031. The commercialization and widespread use of PHA—from football fields in Sweden to packaging, straws, and other biobased products—signals increasing competition for natural rubber in non-tire applications, especially in markets that prioritize environmentally friendly materials.

Source: daum.net

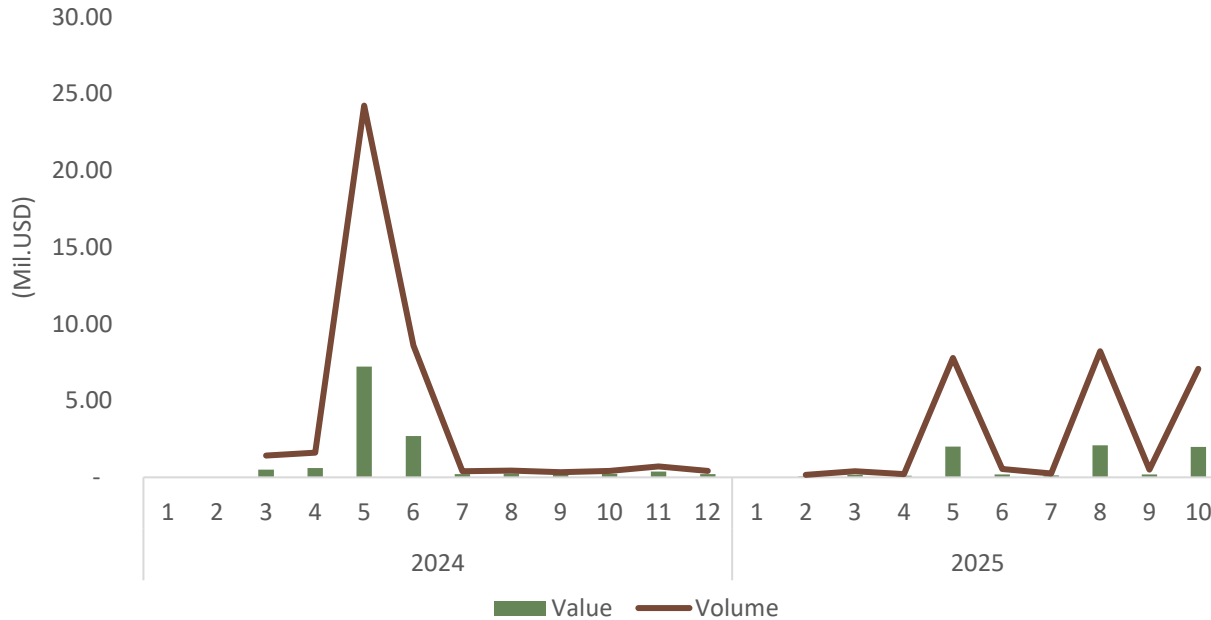


Tin liên quan



CASSAVA & CASSAVA PRODUCTS

Export volume and value to Korea, Oct-2025



Export results to Korea, Oct-2025

VALUE
1.99 Mil.USD

↗ Increase **988%** compared to Sep-2025

↗ Increase **1,049%** compared to Oct-2024

↑ **0.86 Mil.USD** more than the monthly average rate in 2024

* Accumulated 10 months of 2025 reaches **6.9 Mil.USD, 55.4%** of total 2024

VOLUME
7.06 Ths.tons

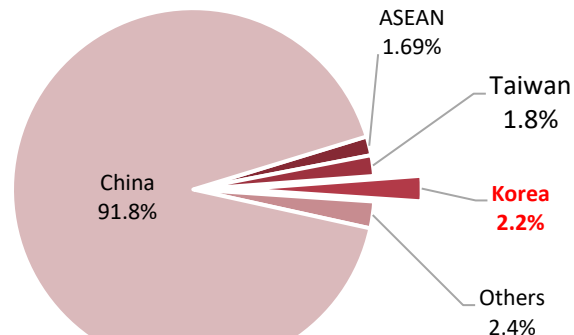
↗ Increase **1,282%** compared to Sep-2025

↗ Increase **2,059%** compared to Oct-2024

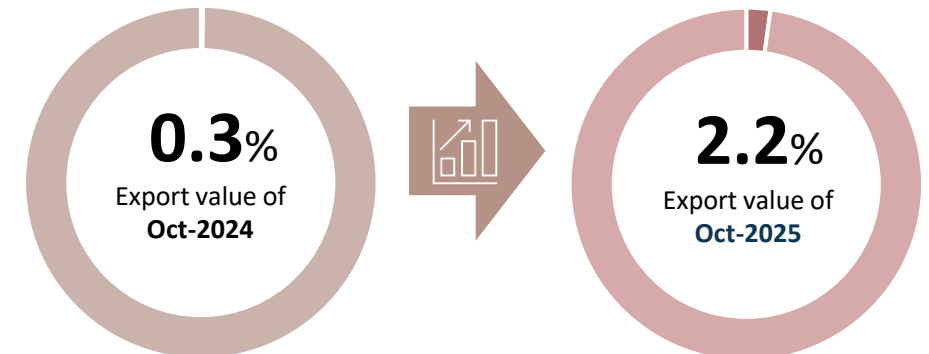
↑ **116 tons** more than the monthly average rate in 2024

* Accumulated 10 months of 2025 reaches **25 Ths.tons, 65.1%** of total 2024

Percentage of export value to Korea, Oct-2025



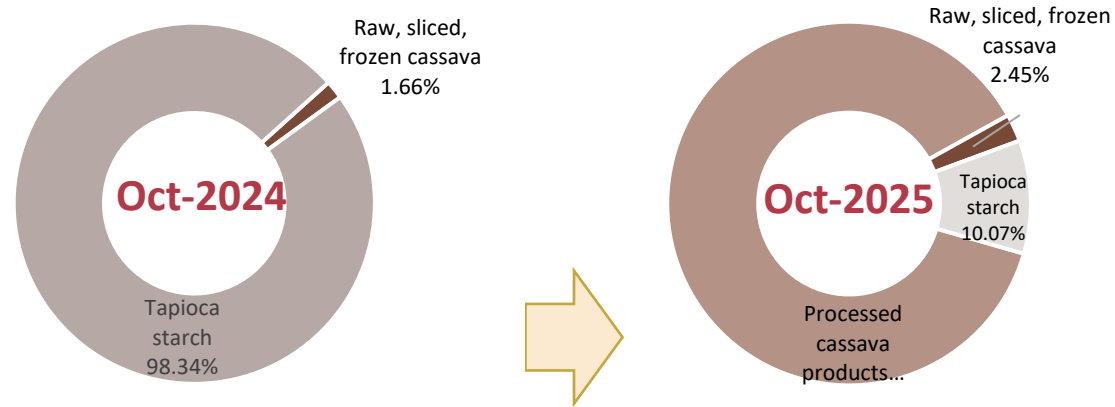
Changes in percentage of export results to Korea, Oct-2025



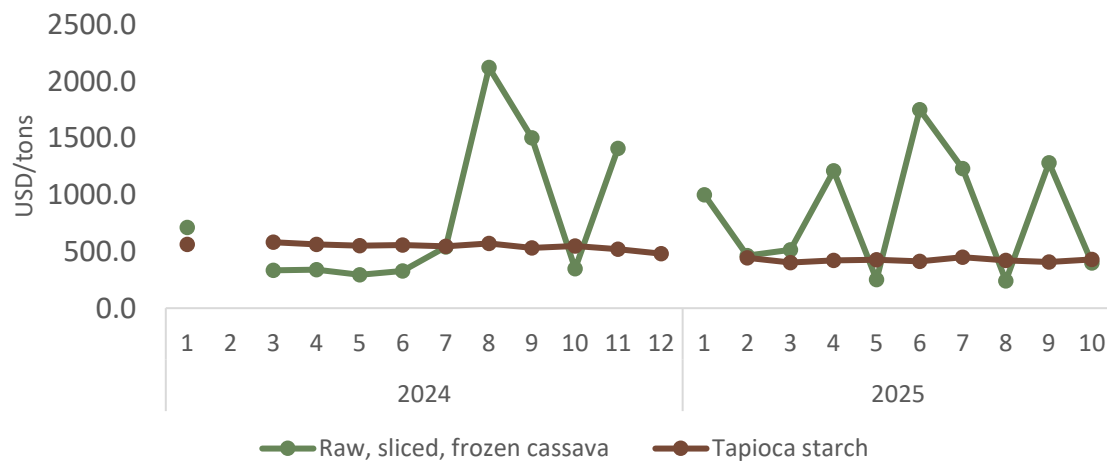


CASSAVA & CASSAVA PRODUCTS

Structure of exports by products to Korea, Oct-2025



Average export price to Korea, Oct-2025



Export results to Korea, Oct-2025



Tapioca starch

Value: **0.2** Mil.USD

Increase **6,265%** compared to Sep-2025

Decrease **8%** compared to Oct-2024



Raw, sliced, frozen cassava

Value: **48.7** Ths.USD

Increase **1,447%** compared to Sep-2025

Increase **1,224%** compared to Oct-2024

Raw, sliced, frozen cassava

The average export price in Oct-2025 is **397** USD/tons; **decrease 69%** compared to the previous month; and **decrease 72%** compared to the same month of 2024.

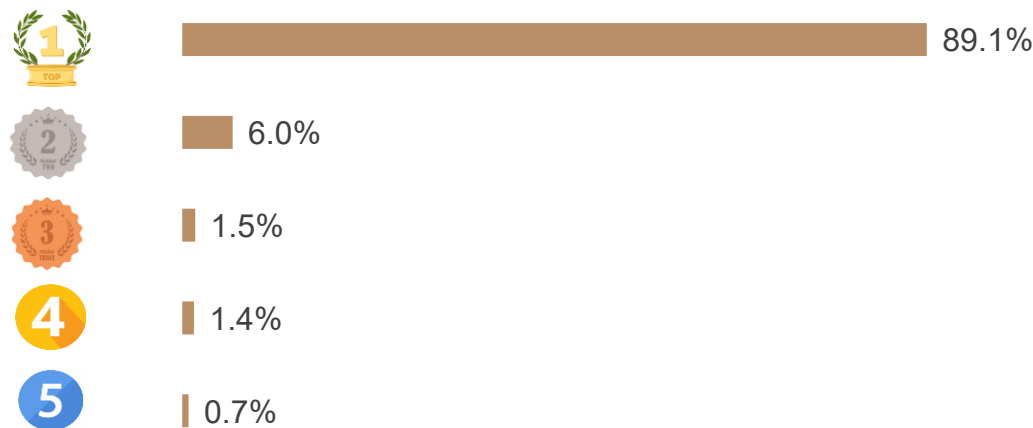
Tapioca starch

The average export price in Oct-2025 is **427** USD/tons; **increase 5%** compared to the previous month; and **decrease 16%** compared to the same month of 2024.

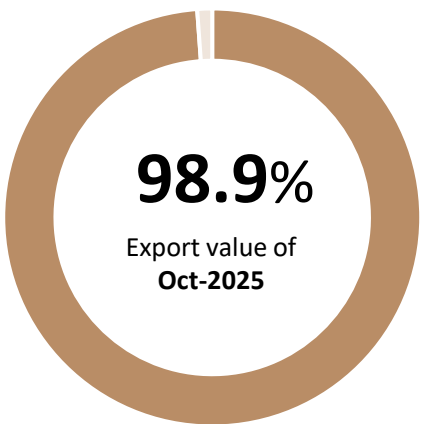


CASSAVA & CASSAVA PRODUCTS

TOP 5 export enterprises by value to Korea, Oct-2025



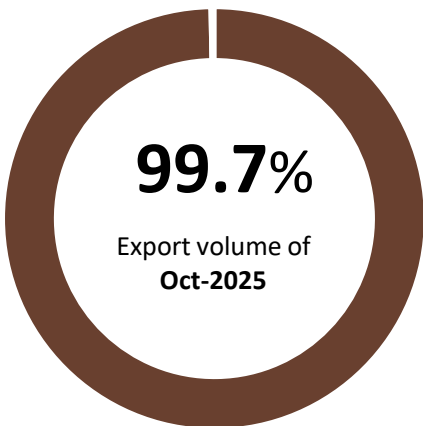
Value ratio of TOP 5 export enterprises to Korea, Oct-2025



TOP 5 export enterprises by volume to Korea, Oct-2025



Volume ratio of TOP 5 export enterprises to Korea, Oct-2025



Source: Calculated from data of the General Department of Customs



Any comments. please send to:


CENTER FOR INFORMATION AND SERVICES IN AGRICULTURE AND ENVIRONMENT

INSITUTE FOR AGRICULTURE AND ENVIRONMENTAL POLICY AND STRATEGY

Address: 16 Thuy Khue Street. Thuy Khue Wd.. Tay Ho Dist.. Hanoi

Email: thongtinhitruong@ipsard.gov.vn; info@agro.gov.vn

Website: <http://agro.gov.vn/>



Xem thêm báo cáo