



ISPAE

Volume: May-2025

MONTHLY REPORT ON
AGRI-PRODUCT EXPORT

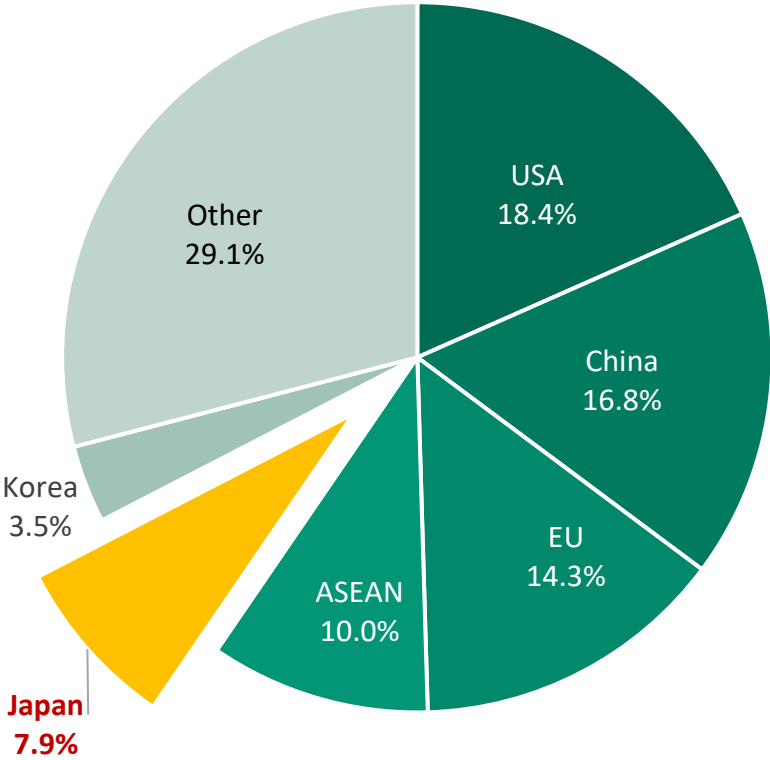
**FROM VIETNAM TO
JAPAN MARKET**

Prepared by: **AGREINFOS**



THE SITUATION OF AGRO-FORESTRY-FISHERY (AFF) PRODUCT EXPORT FROM VIET NAM TO JAPAN IN APRIL 2025

Share of AFF product export to Japan in Apr-2025

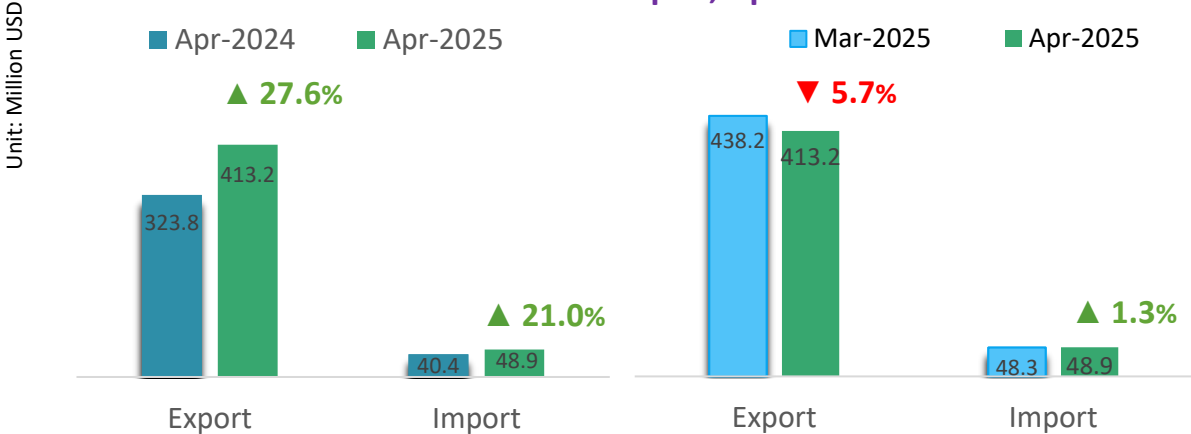


Changes in the share of AFF product export to Japan in Apr-2025 compared to Mar-2025 and Apr-2024

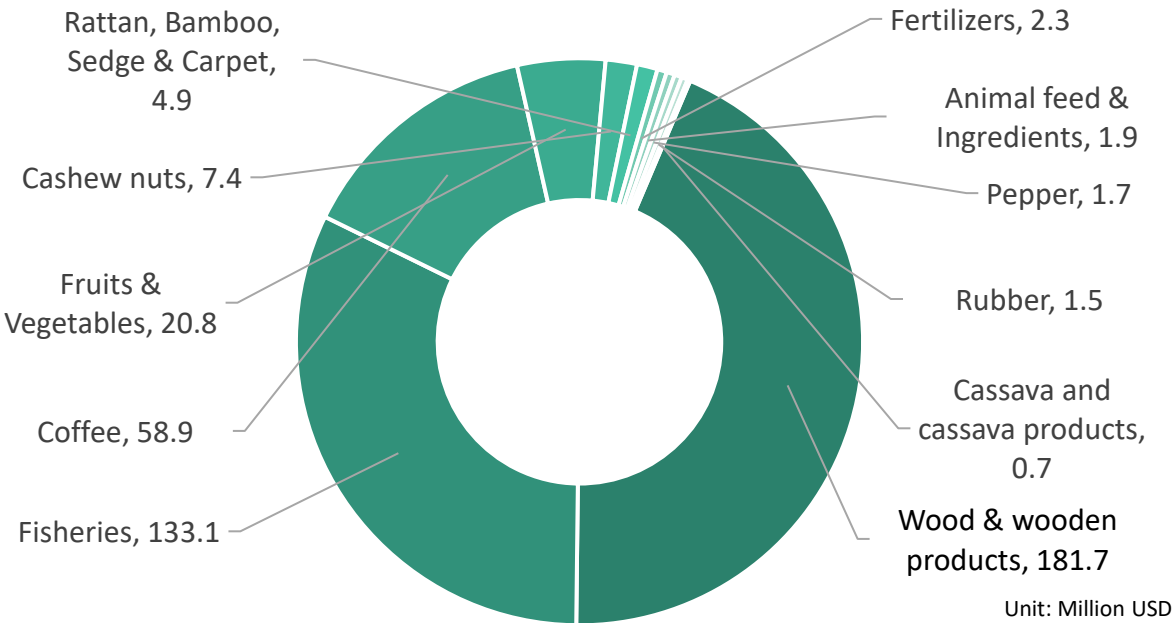
Market	Export value (million USD)	Compared to Mar-2025	Compared to Apr-2024
USA	1,254	▼ 0.5%	▼ 1.3%
China	1,091	▲ 1.1%	▼ 2.0%
EU	736	▼ 0.6%	▲ 2.8%
ASEAN	602	▲ 0.4%	▼ 3.2%
Japan	415	▼ 0.4%	▲ 0.6%
Korea	212	▲ 0.005%	▼ 0.4%
Total export	6,062		

THE SITUATION OF AGRO-FORESTRY-FISHERY (AFF) PRODUCT EXPORT FROM VIET NAM TO JAPAN IN APRIL 2025


AFF product import-export value between Viet Nam and Japan, Apr-2025



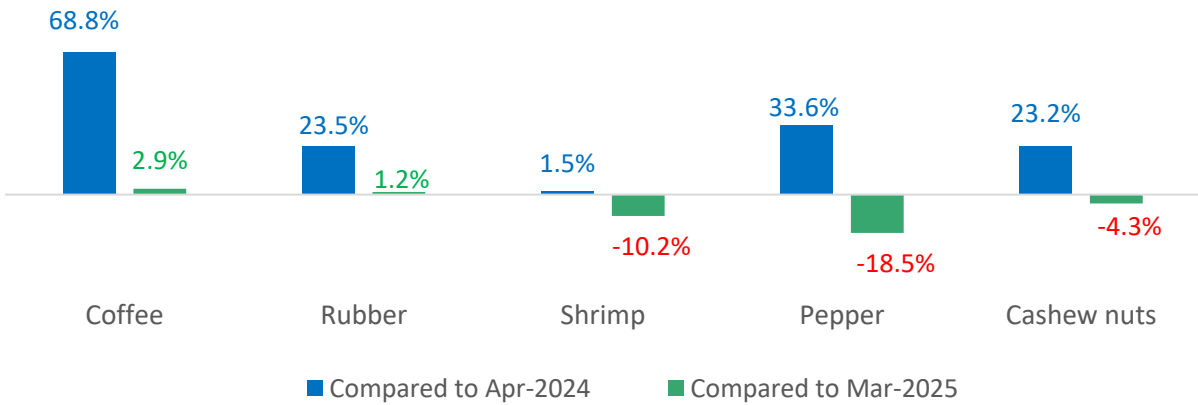
Key AFF product export value to Japan, Apr-2025



Changes in key AFF product export value to Japan in Apr-2025 compared to Mar-2025



Changes in key AFF product export value to Japan in Apr-2025 compared to Mar-2025 and compared to Apr-2024



Japan's economy has negative growth

Preliminary data released by the Japanese government on May 16 showed that the country's GDP reduces by 0.2% in the first quarter compared to the previous quarter. On an annualized basis, GDP contracted by 0.7%-a higher decline than the previously forecast of 0.2%. Japan has just emerged from a year-long period of negative growth. The GDP's negative growth is due to sluggish

consumer spending and declining exports, highlighting that the economy has already lost momentum from external demand even before the United States announced its retaliatory tariff measures on April 2.

Although the U.S. - China trade tensions have eased, it remains unclear whether Japan will be able to negotiate a tariff reduction deal with the U.S. The bleak GDP figures have also increased pressure on Prime Minister Shigeru Ishiba's administration to consider tax cuts or

introduce a new economic stimulus package.



Source: vnexpress.net

Japan: Price Fluctuations in Various Food Items

According to official data released on May 22, Japan's core inflation rose by 3.5% in April compared to the same month last year, marking the fastest increase in over two years and exceeding market expectations. This is the 37th consecutive months that core inflation has remained above the Bank of Japan's (BoJ) target of 2%, leading to the expectations of another

interest rate increase by the end of the year.

Data from Japan's Ministry of Internal Affairs and Communications showed that this was the fifth consecutive month with the Consumer Price Index (CPI) rising above 3%, and the 44th straight month of positive CPI growth. Notably, rice prices surged by 98.4% compared to last summer-the sharpest increase since statistics began in 1971. In addition, chocolate prices rose by 31.0%, coffee beans by 24.8%, rice balls by 18.2%, and sushi by 5.0%.



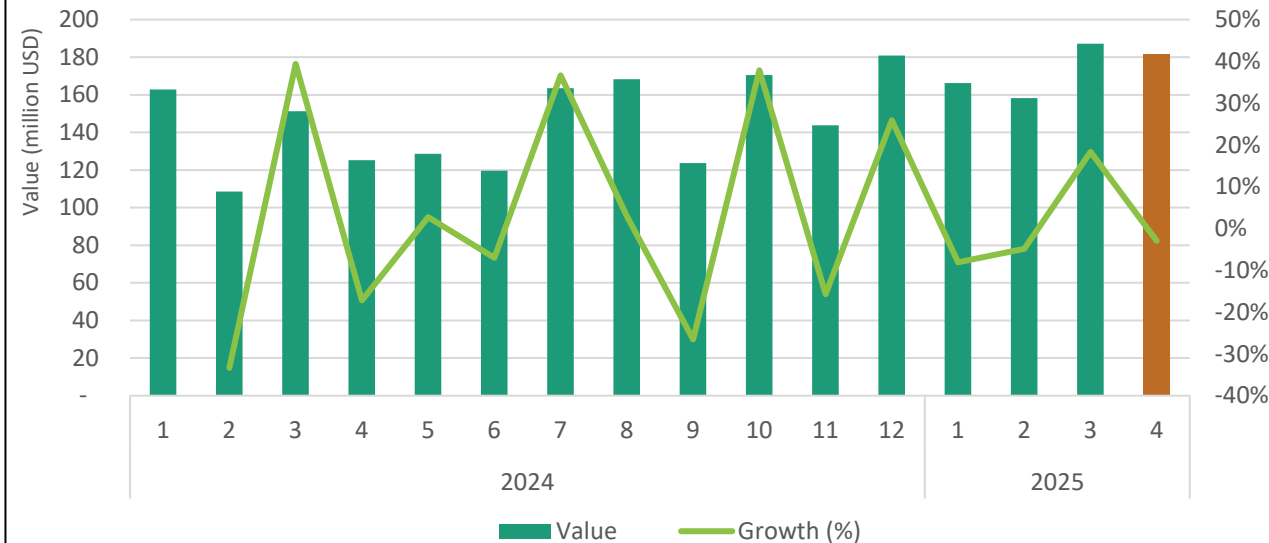
Source: vtv.vn





WOOD AND WOODEN PRODUCTS

Export value to Japan, Apr-2025



Export results to Japan, Apr-2025

VALUE



182

million USD

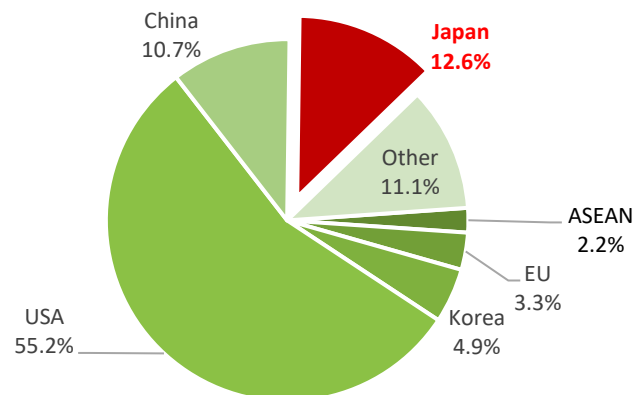
Decrease **2.9%** compared to Mar-2025

Increase **45.1%** compared to Apr-2024

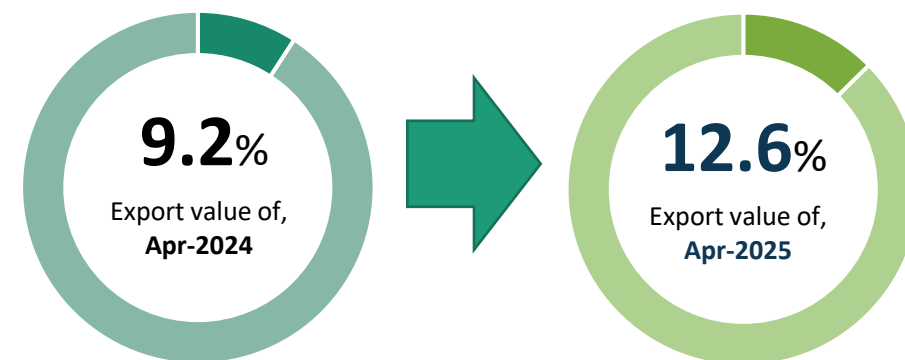
↑ **36.1 million USD** more than the monthly average rate in 2024

❖ Accumulated 4 months of 2025 reaches **693.4 million USD, 39.7%** of total 2024

Percentage of export value to Japan, Apr-2025



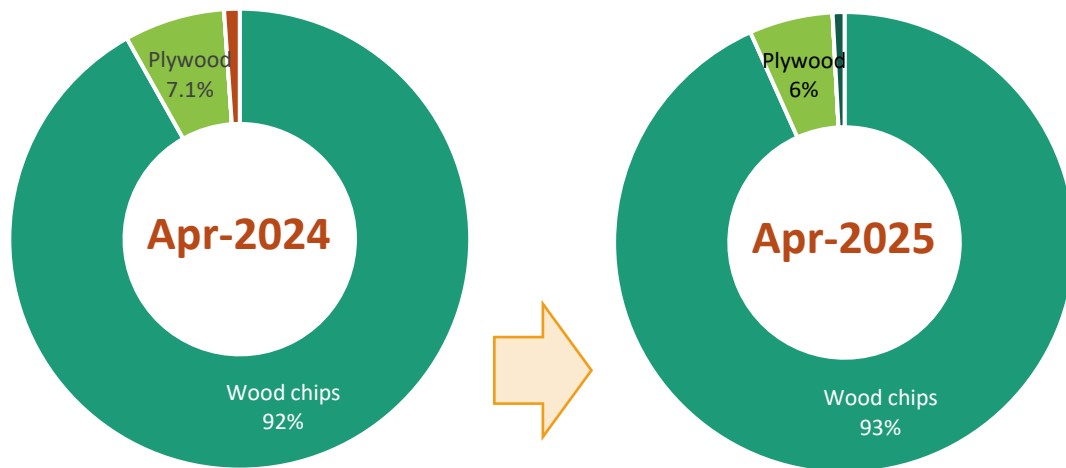
Changes in percentage of export value to Japan, Apr-2025





WOOD AND WOODEN PRODUCTS

Structure of exports by products to Japan, Apr-2025



Export results to Japan, Apr-2025



Wood chips

Value: **128.9** million USD

Decrease **2%** compared to Mar-2025

Increase **70%** compared to Apr-2024



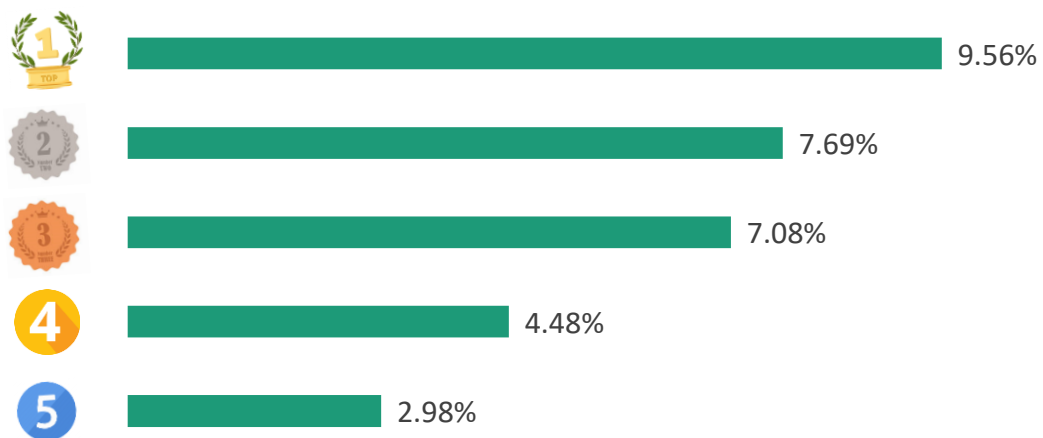
Plywood

Value: **8.1** million USD

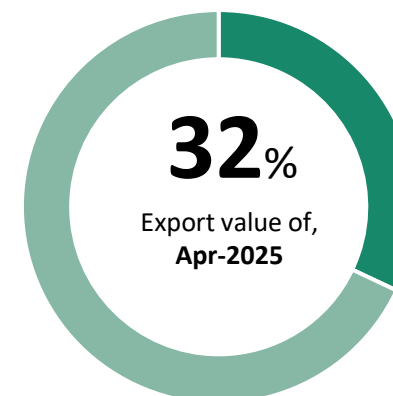
Increase **4%** compared to Mar-2025

Increase **39%** compared to Apr-2024

TOP 5 export enterprises by value to Japan, Apr-2025



Value ratio of TOP 5 export enterprises to Japan, Apr-2025



WOOD AND WOODEN PRODUCTS



SPOTLIGHTS

In April 2025, Japan imported over 71,700 cubic meters of wood from Russia's Far East, marking a 43% increase compared to the same period last year. As a result, Russia surpassed Sweden, Canada, and Finland to become Japan's largest supplier of wood. Japan's total wood imports for the month reached 343,700 cubic meters, a sharp 73% year-on-year increase.

According to data from Japan's Ministry of Finance, the majority of imported wood came from Russia, followed by Sweden (71,700 m³), Canada (67,800 m³), and Finland (62,100 m³). Despite international pressure, Japan has not imposed sanctions on wood, pulp, or laminated timber products from Russia. Along with the United States and Australia, Japan continues to maintain relatively soft restrictions on Russian wood imports.

Meanwhile, more than 130 environmental and trade organizations, as well as Ukraine's parliament, called on allied nations to impose sanctions on Russian timber. European industry associations are also urging the European Union to pressure Japan into fully banning wood imports from Russia.

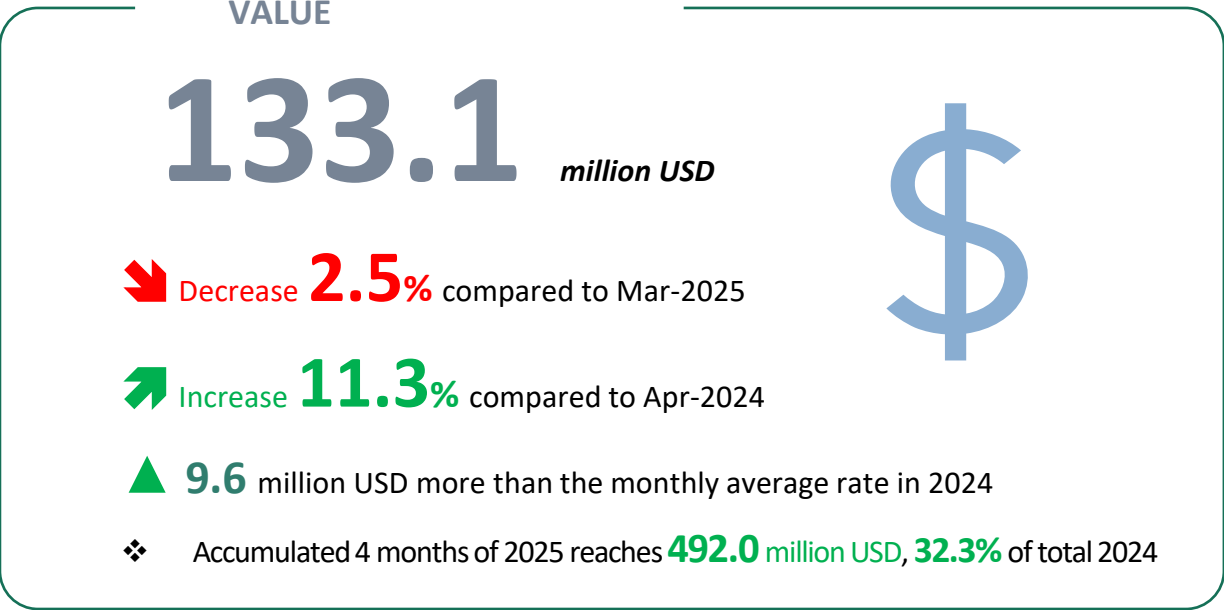


FISHERIES

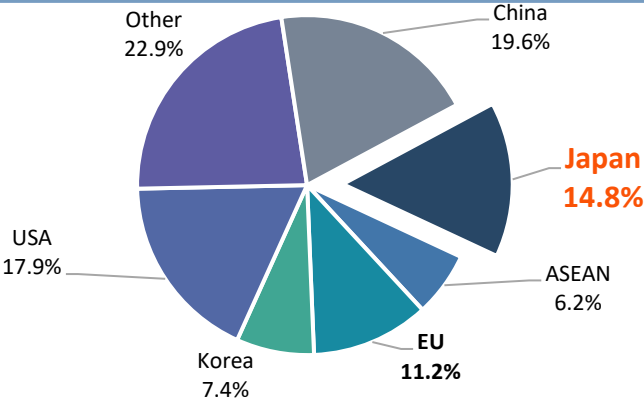
Export value to Japan, Apr-2025



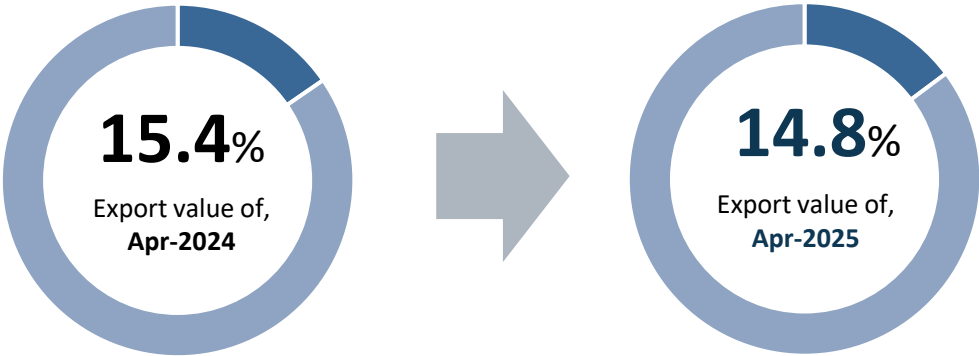
Export results to Japan, Apr-2025



Percentage of export value to Japan, Apr-2025



Changes in percentage of export value to Japan, Apr-2025

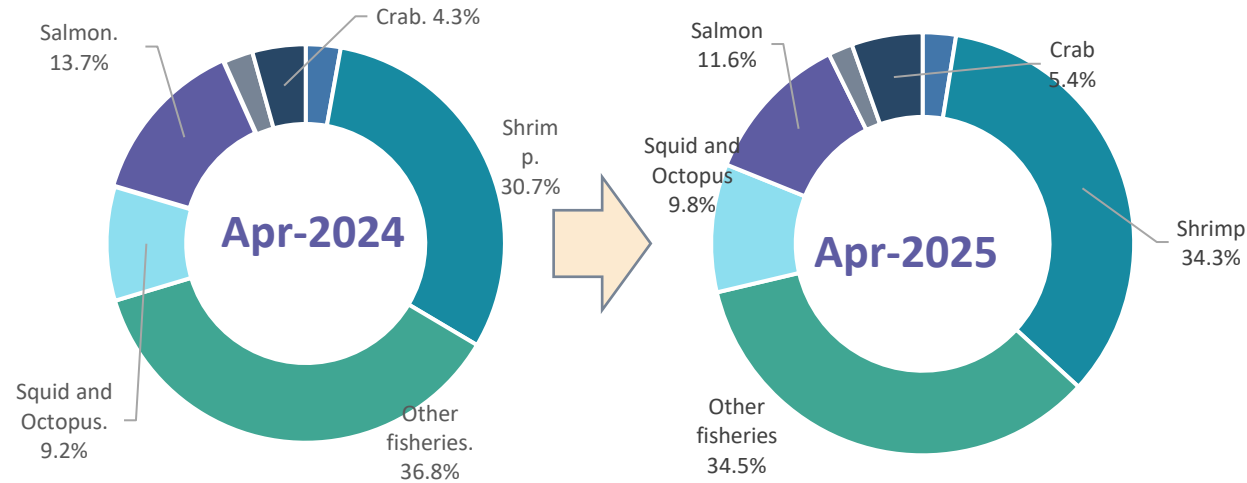


Source: Calculated from data of the Department of Customs

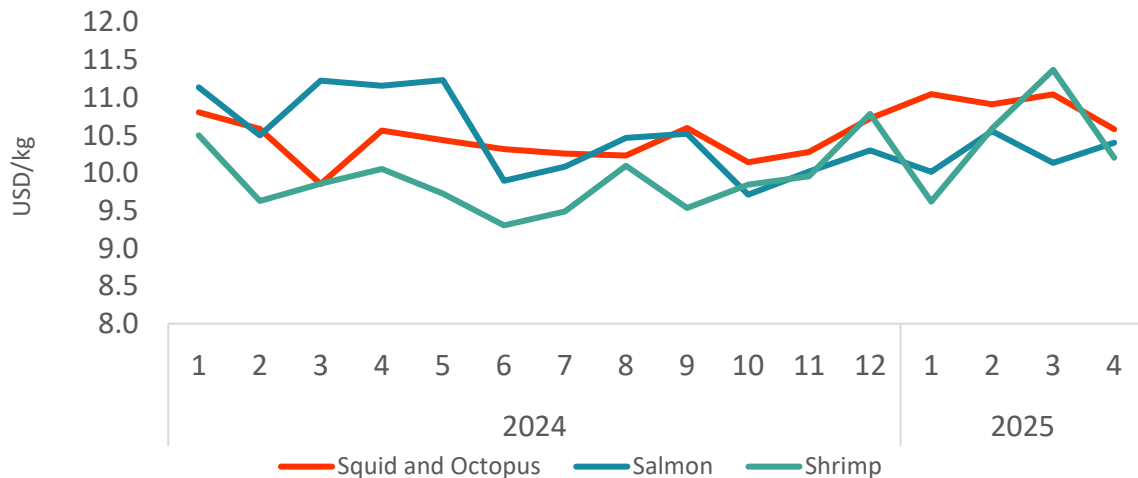


FISHERIES

Structure of exports by products to Japan, Apr-2025



Average export fisheries price to Japan, Apr-2025



Export results to Japan, Apr-2025



Salmon

Value: **15.4** million USD

Decrease **18.9%** compared to Mar-2025

Decrease **5.9%** compared to Apr-2024



Shrimp

Value: **45.6** million USD

Decrease **0.6%** compared to Mar-2025

Increase **24.3%** compared to Apr-2024



Squid and octopus

Value: **13.0** million USD

Decrease **0.3%** compared to Mar-2025

Increase **18.1%** compared to Apr-2024

Squid and Octopus

The average export price in Apr-2025 is **10.6** USD/kg; decrease **4.1%** compared to previous month; and increase **0.2%** compared to the same month of 2024.

Salmon

The average export price in Apr-2025 is **10.4** USD/kg; increase **2.2%** compared to previous month; and decrease **7.2%** compared to the same month of 2024.

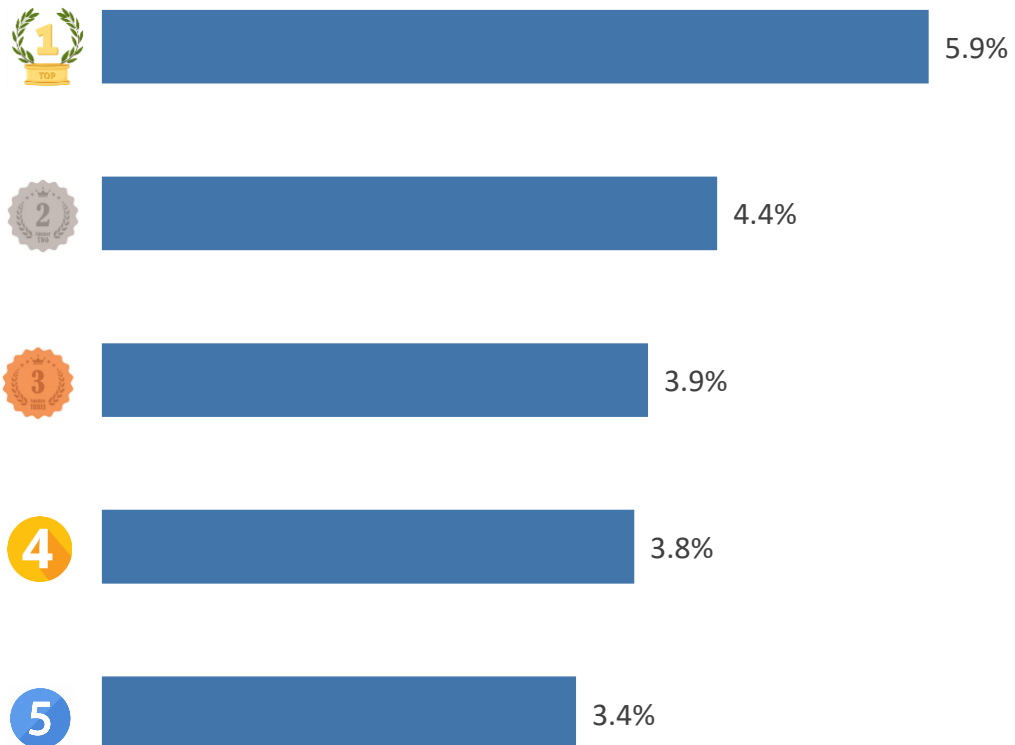
Shrimp

The average export price in Apr-2025 is **11.4** USD/kg; decrease **10.2%** compared to previous month; and increase **1.5%** compared to the same month of 2024.

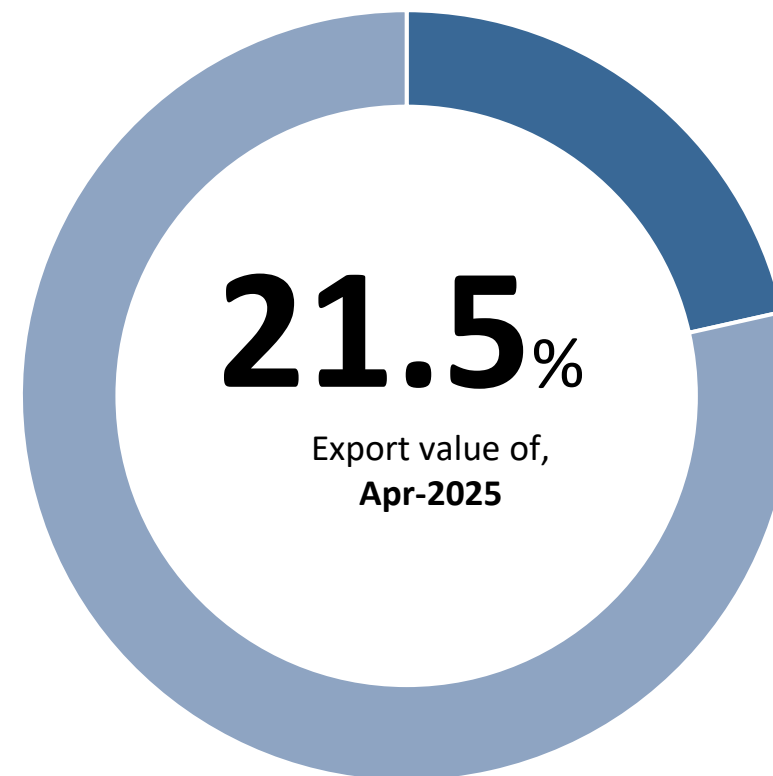


FISHERIES

TOP 5 export enterprises by value to **Japan, Apr-2025**



Value ratio of TOP 5 export enterprises to **Japan, Apr-2025**



China is going to import seafood from Japan after nearly 2 years

On May 30, the Japanese government announced that China agreed to the process of resuming imports of Japanese seafood, ending a nearly two years of banning due to the discharge of treated wastewater from the Fukushima nuclear power plant in 2023.

According to Japan's Ministry of Agriculture, Forestry and Fisheries, the two countries reached an agreement during a meeting in Beijing on May 29. China will continue to carry out the necessary procedures before imports are resumed. The agreement includes Japan's register its seafood processing facility with the Chinese government, and accompanying a certificate of non-radioactive contamination for export shipments. However, the ban still applies to products from 10 provinces, including Fukushima and Tokyo.

The Chinese government said the talks made "significant progress", while Japan saw this as an "important turning point" in improving bilateral trade relations.

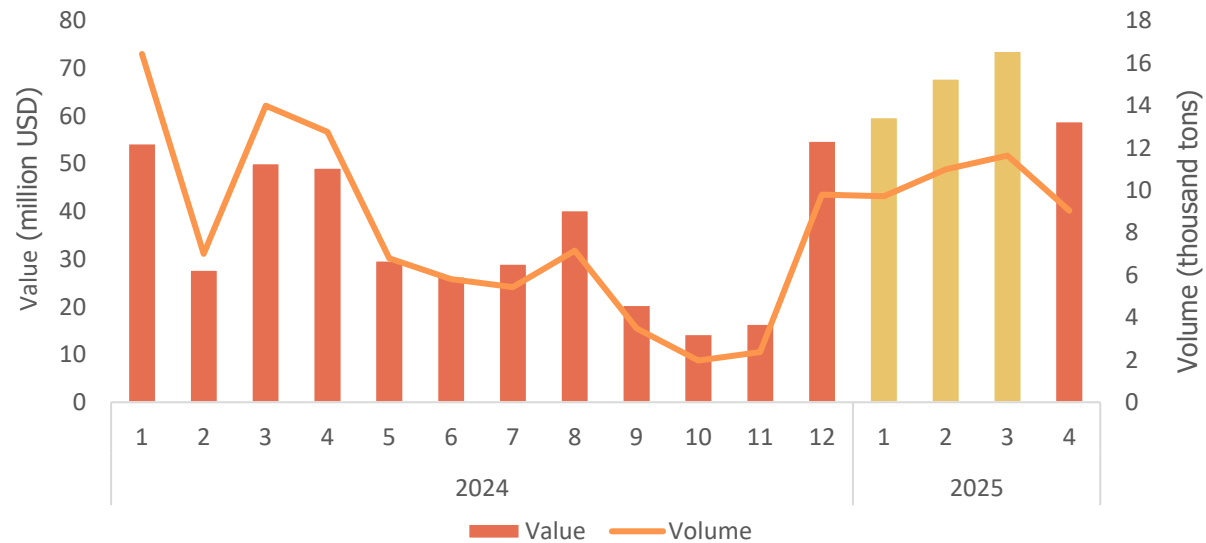
Source: Reuters





COFFEE

Export volume and value to Japan, Apr-2025



Export results to Japan, Apr-2025

VALUE

58.9 million USD

↘ Decrease **20.1%** compared to Mar-2025

↗ Increase **19.7%** compared to Apr-2024

↗ **24.5** million USD more than the monthly average rate in 2024.

❖ Accumulated 4 months of 2025 reaches **260.1** mil.USD, **63%** of total 2024.

VOLUME

9 thousand tons

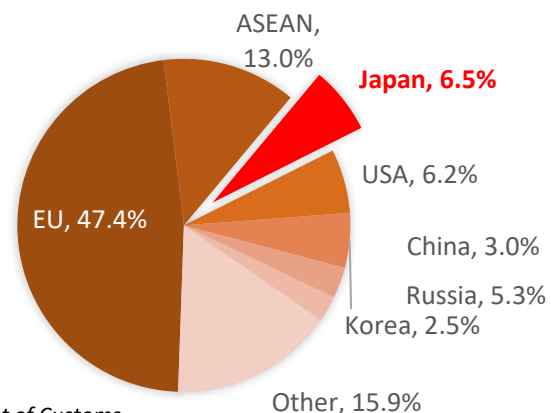
↘ Decrease **22.3%** compared to Mar-2025

↘ Decrease **29.1%** compared to Apr-2024

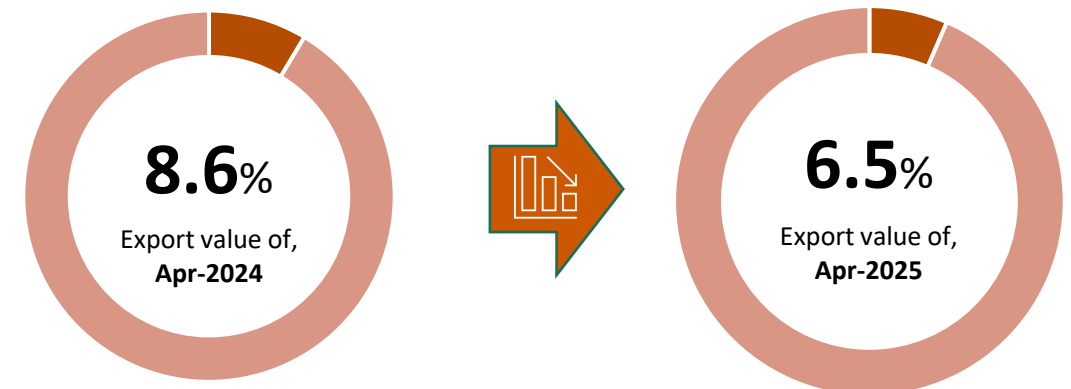
↗ **1.3** thousand tons more than the monthly average rate in 2024.

❖ Accumulated 4 months of 2025 reaches **41.4** thousand tons, **44.5%** of total 2024.

Percentage of export value to Japan, Apr-2025

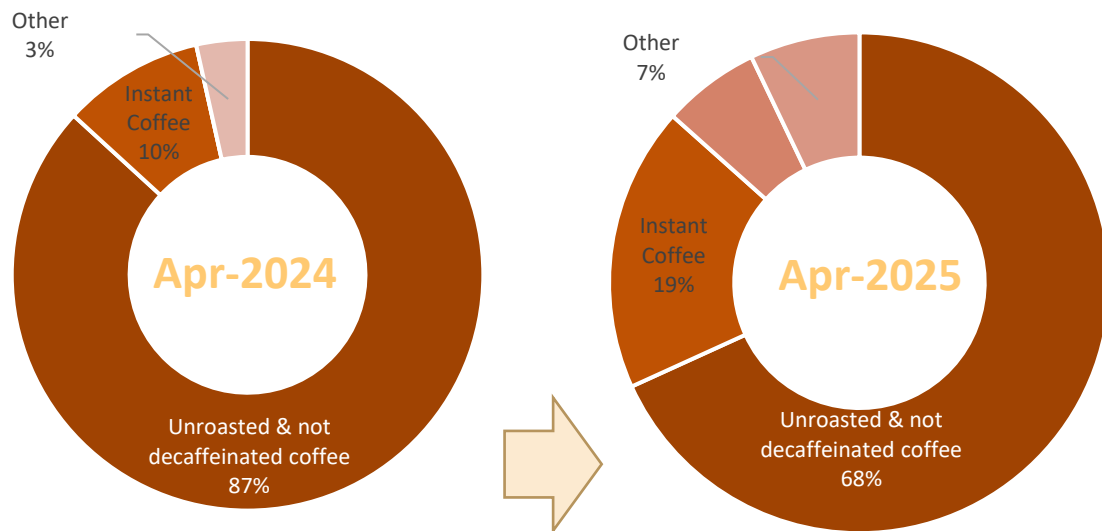


Changes in percentage of export value to Japan, Apr-2025

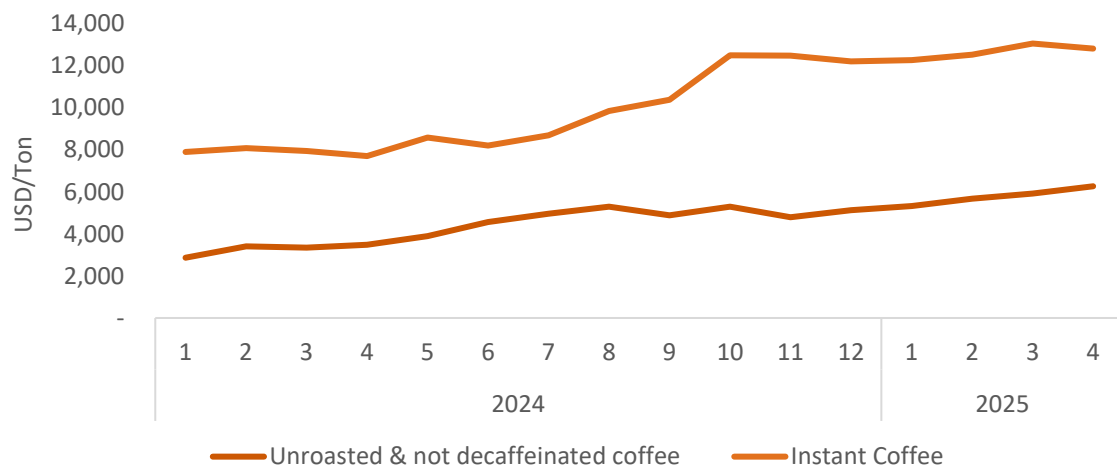


COFFEE

Structure of exports by products to Japan, Apr-2025



Average export coffee price to Japan, Apr-2025



Source: Calculated from data of the Department of Customs

Export results to Japan, Apr-2025



Unroasted & not decaffeinated coffee

Value: **40.2** million USD
Decrease **29.1%** compared to Mar-2025
Increase **0.1%** compared to Apr-2024



Instant Coffee

Value: **10.8** million USD
Decrease **4%** so compared to Mar-2025
Increase **142%** compared to Apr-2024



Roasted & not decaffeinated coffee

Value: **1.6** million USD
Increase **4.6%** compared to Mar-2025
Increase **116%** compared to Apr-2024

Instant Coffee

The average export price in Apr-2025 is **12,804** USD/ton, decrease **1.1%** compared to previous month; and increase **66.4%** compared to the same month of 2024.

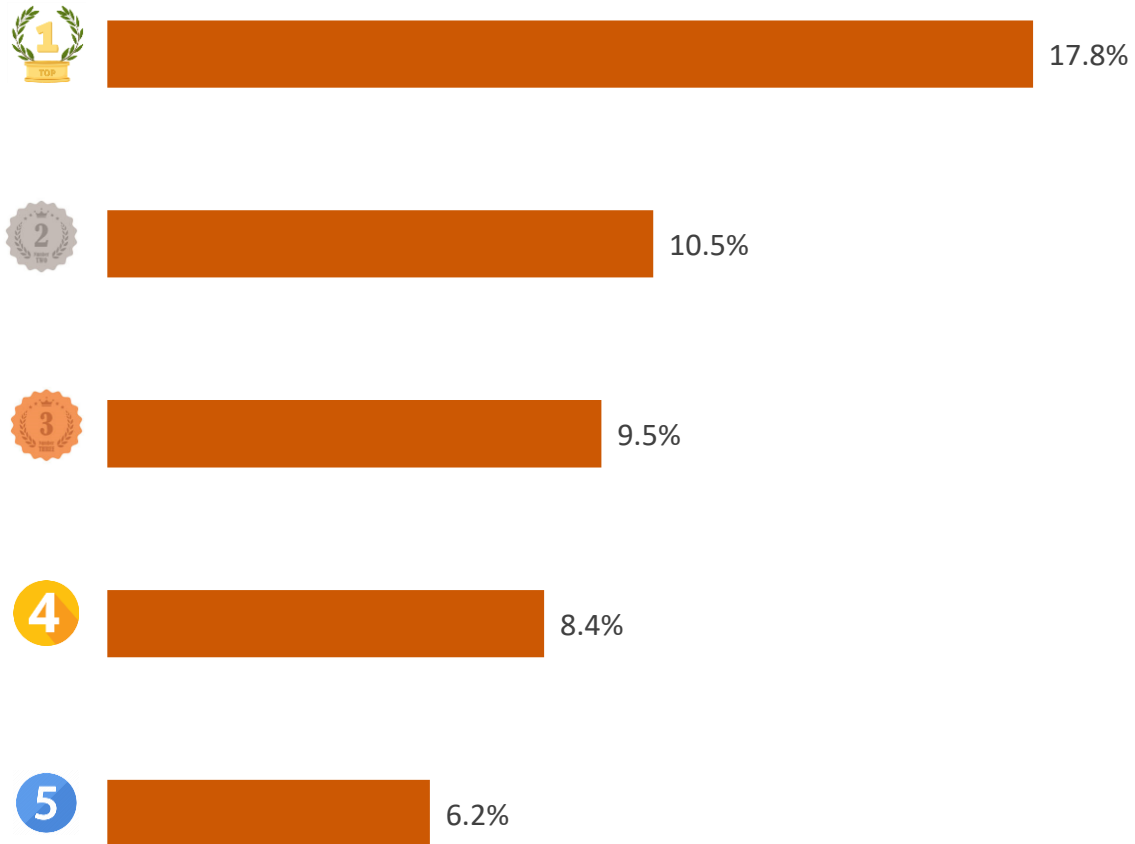
Unroasted & not decaffeinated coffee

The average export price in Apr-2025 is **6,259** USD/ton; increase **5.9%** compared to previous month; and increase **79.5%** compared to the same month of 2024.

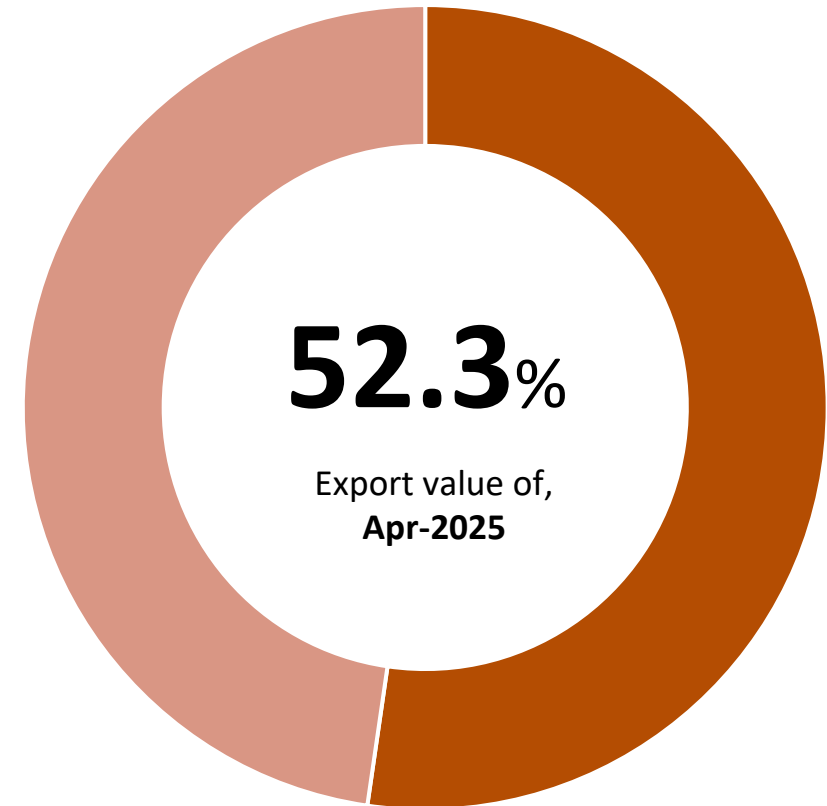


COFFEE

TOP 5 export enterprises by value to Japan, Apr-2025



Value ratio of TOP 5 export enterprises to Japan, Apr-2025





Ishizuka Glass Company in Aichi province, Japan is piloting a model of growing coffee in a greenhouse by reusing industrial waste heat from a glass kiln. With a heat exchange system, the temperature in the greenhouse is maintained at an optimal level ($\sim 20^{\circ}\text{C}$), which is suitable for coffee plants that are sensitive to cold.

The project is currently experimentally planting 60 plants of 10 Arabica and Robusta coffee varieties, which are monitored and controlled by a team of technical staff from many departments. The goal is to develop a cost-effective coffee cultivation model, stable yield, independent of external climatic conditions.

The project not only contributes to the development of sustainable production in the direction of the SDGs, but also expects to commercialize within 3 years, making the product a local specialty and gift (furusato nozei).

Source: asahi.com





FRUITS AND VEGETABLES (EXPORT)

Export value to Japan, Apr-2025

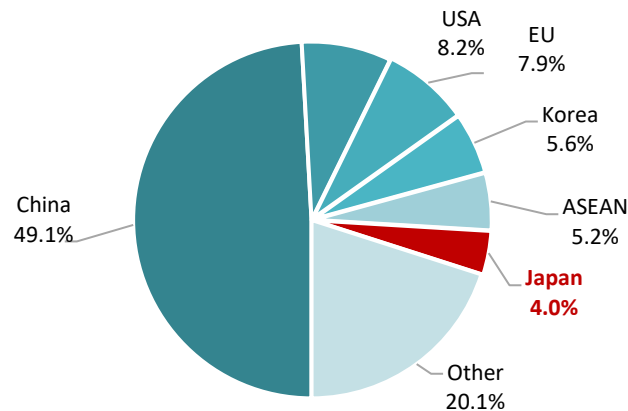


Export results to Japan, Apr-2025

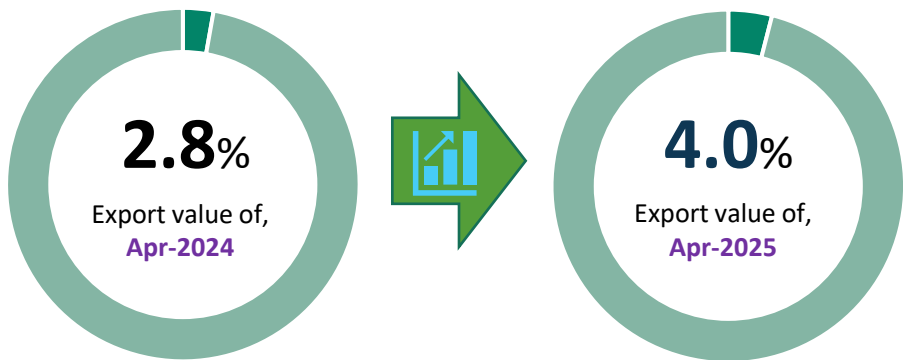
VALUE
20.8
million USD

Decrease **1.3%** compared to Mar-2025
Increase **22.1%** compared to Apr-2024
3.9 million USD more than the monthly average rate in 2024
Accumulated 4 months of 2025 reaches **75.2 million USD**, **37.0%** of total 2024

Percentage of export value to Japan, Apr-2025



Changes in percentage of export value to Japan, Apr-2025

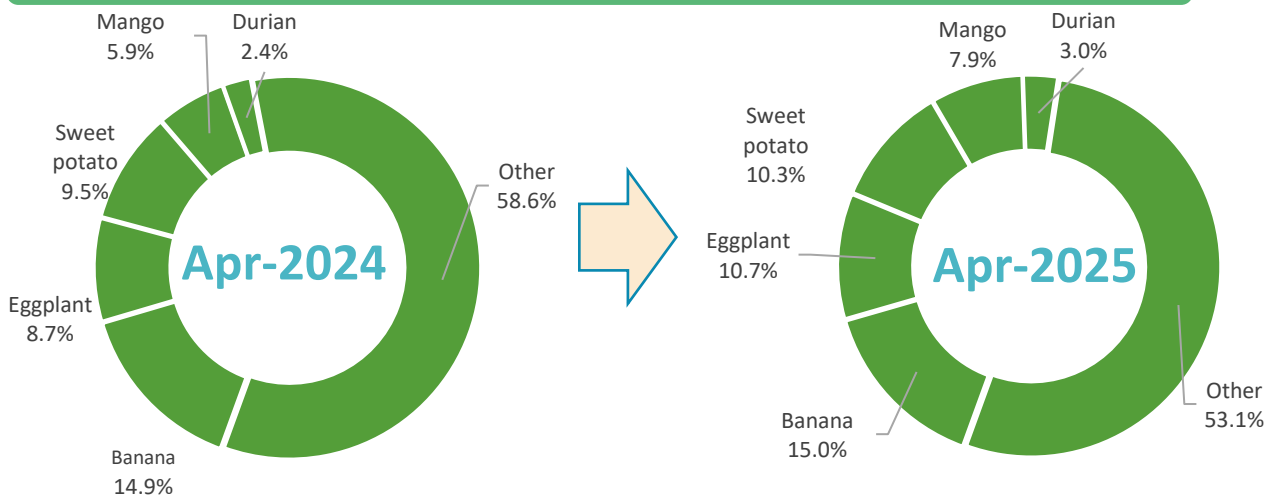


Source: Calculated from data of the Department of Customs



FRUITS AND VEGETABLES (EXPORT)

Structure of exports by products to Japan, Apr-2025



Eggplant

Value: **2.2** million USD
Increase **5.9%** compared to Mar-2025
Increase **49.7%** compared to Apr-2024



Sweet potato

Value: **2.2** million USD
Increase **10.5%** compared to Mar-2025
Increase **32.7%** so compared to Apr-2024

Export results to Japan, Apr-2025



Banana

Value: **3.1** million USD
Decrease **6.4%** compared to Mar-2025
Increase **22.9%** compared to Apr-2024



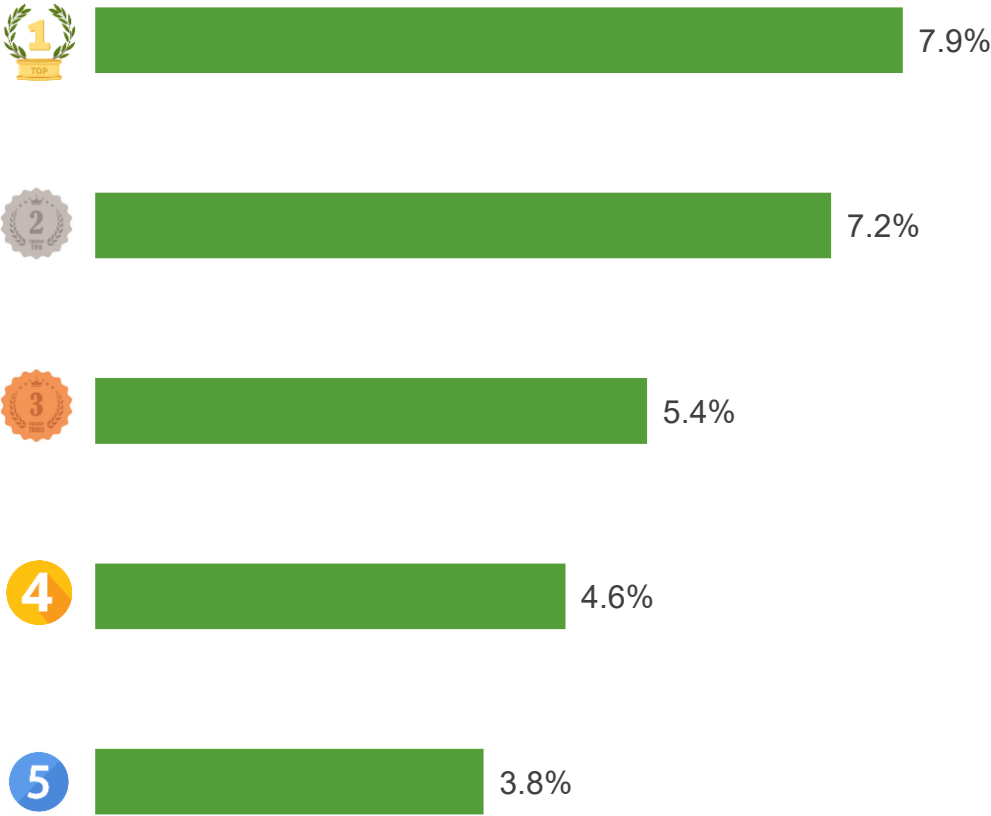
Mango

Value: **1.6** million USD
Decrease **5.5%** compared to Mar-2025
Increase **63.4%** compared to Apr-2024

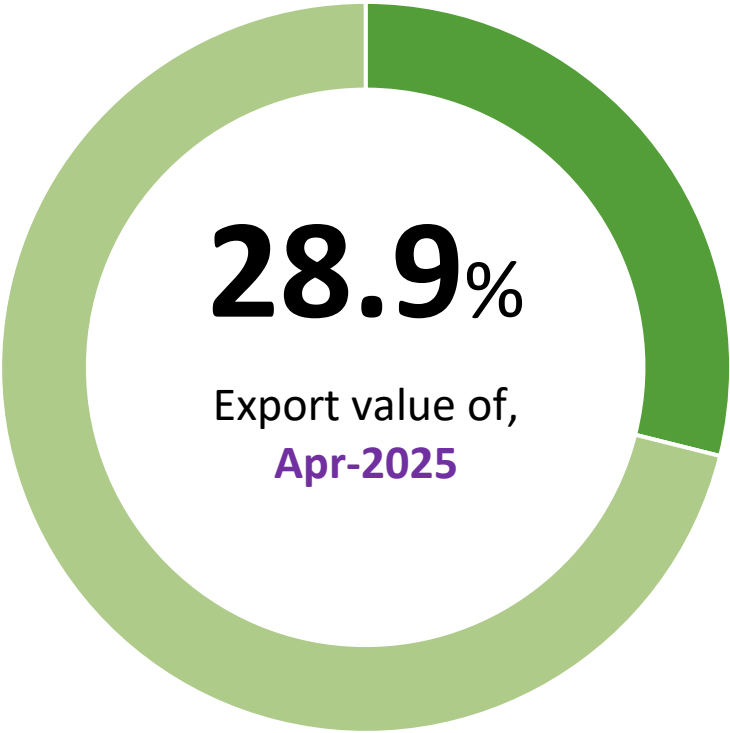


FRUITS AND VEGETABLES (EXPORT)

TOP 5 export enterprises by value to
Japan, Apr-2025



Value ratio of TOP 5 export enterprises to
Japan, Apr-2025

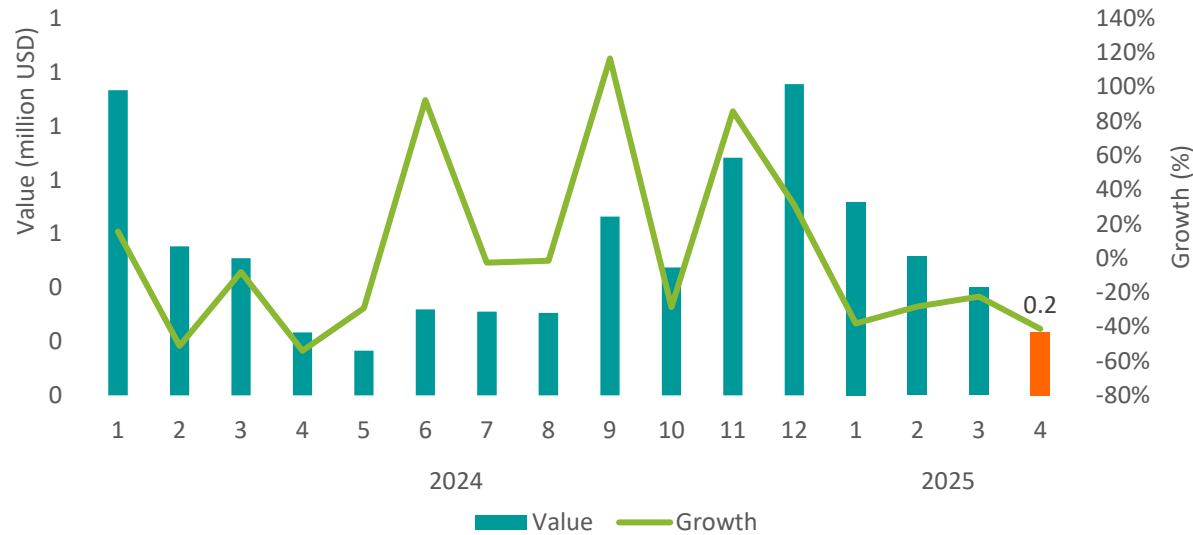


Source: Calculated from data of the Department of Customs



FRUITS AND VEGETABLES (IMPORT)

Import value from Japan, Apr-2025



Import results from Japan, Apr-2025



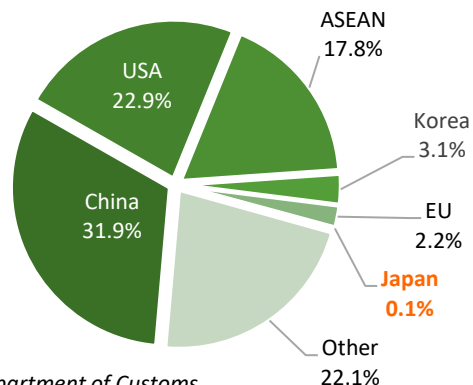
Decrease **41.3%** compared to Mar-2025

Increase **0.6%** compared to Apr-2024

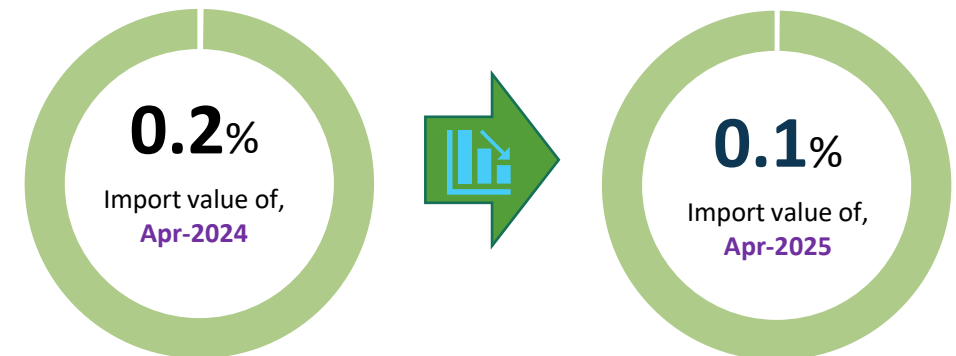
323.9 thousand USD less than the monthly average rate in 2024

Accumulated 4 months of 2025 reaches **1.9 million USD**, **27.9%** of total 2024

Percentage of import value from Japan, Apr-2025



Changes in percentage of import value from Japan, Apr-2025





Vietnamese lychee shines in Japan

On May 29, the first batch of fresh lychee of the 2025 crop was exported to Japan. This batch of lychee was selected from the GlobalGAP standard planting area in Luc Ngan district (Bac Giang). This is the fourth consecutive year that Vietnamese lychee is present in the Japanese market. This event is a positive signal for Vietnam's fruit sector.

Source: Vnbusiness.vn





"Meet the Tomato Plant" - Fun Learning Events in Tokyo

On the occasion of Golden Week in Japan, Kagome Food and Beverage Co., Ltd. held a "Meet the Tomato Plant" event at the Futako-Tamagawa Rise Galleria in Tokyo.

The event attracted families and children to experience harvesting tomatoes from 4-meter tall hydroponic plants, including 4 medium-sized tomato plants and 6 cherry tomato plants bearing about 1,000 fruits per plant. About 24 groups of guests are directly involved in picking tomatoes every day. In addition, children can also participate in fun activities such as vegetable puzzles and receive gifts of cherry tomato seedlings.

This is part of Kagome's food education initiative that started with gardening education, which aims to encourage love of fruits and vegetables among young children.

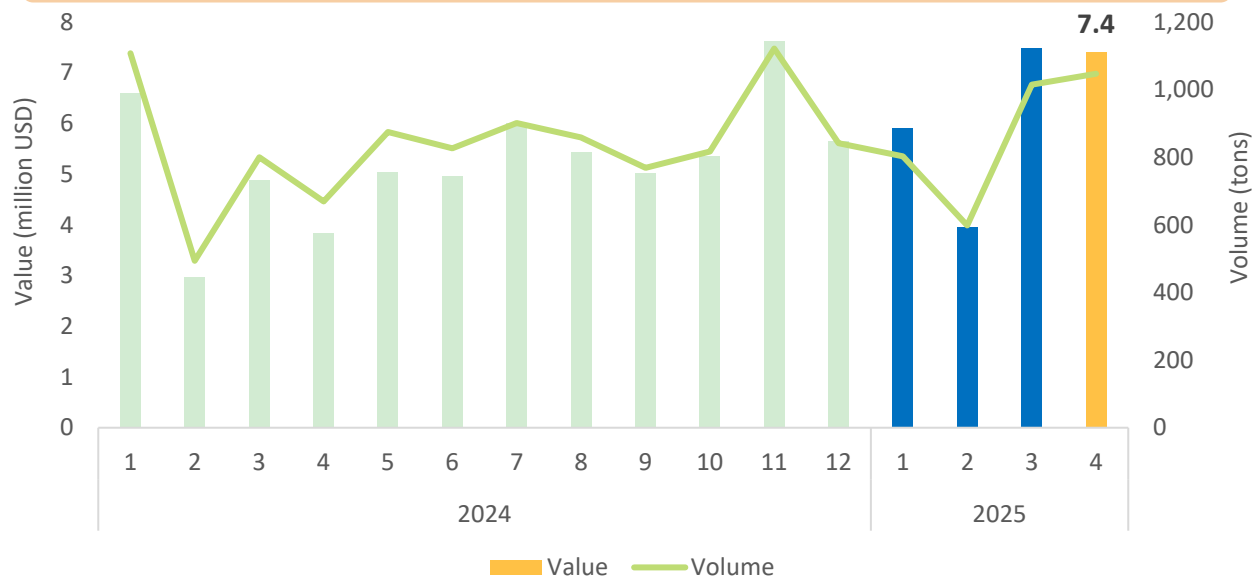
Source: Agrinews.co.jp





CASHEW NUTS

Export volume and value to Japan, Apr-2025



Export results to Japan, Apr-2025

VALUE
7.4 million USD

↘ Decrease **1.3%** compared to Mar-2025

↗ Increase **92.5%** compared to Apr-2024

↑ **2.11 million USD** more than the monthly average rate in 2024

❖ Accumulated 4 months of 2025 reaches **24.76 million USD**, **39%** of total 2024

VOLUME
1.05 thousand tons

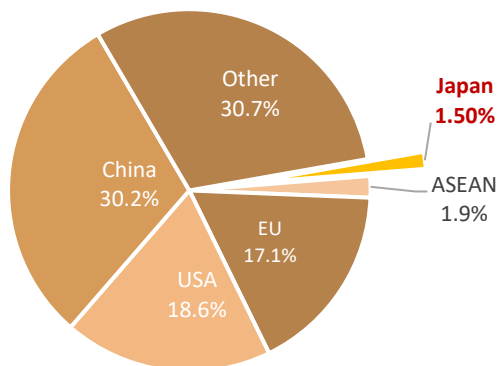
↗ Increase **3.2%** compared to Mar-2025

↗ Increase **56.3%** compared to Apr-2024

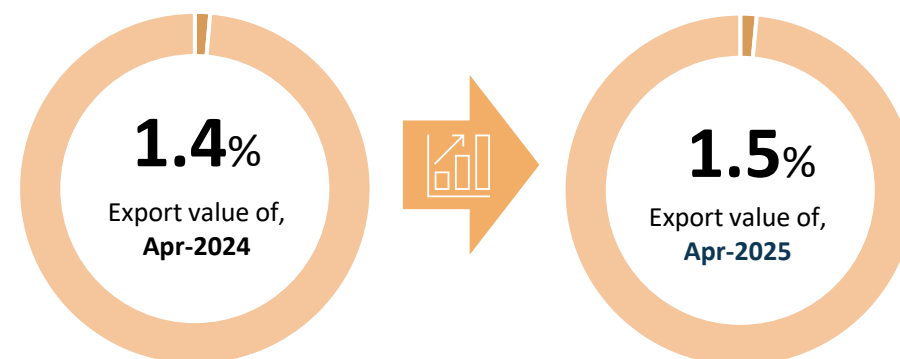
↑ **207 tons** more than the monthly average rate in 2024

❖ Accumulated 4 months of 2025 reaches **3.5 thousand tons**, **34%** of total 2024

Percentage of export value to Japan, Apr-2025



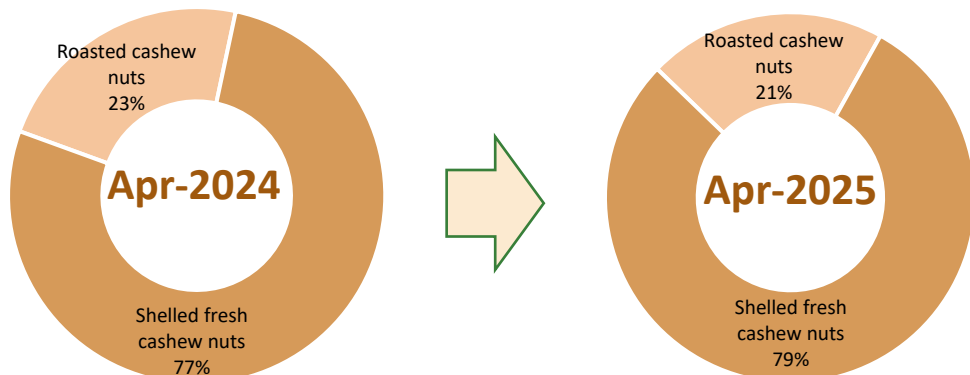
Changes in percentage of export value to Japan, Apr-2025



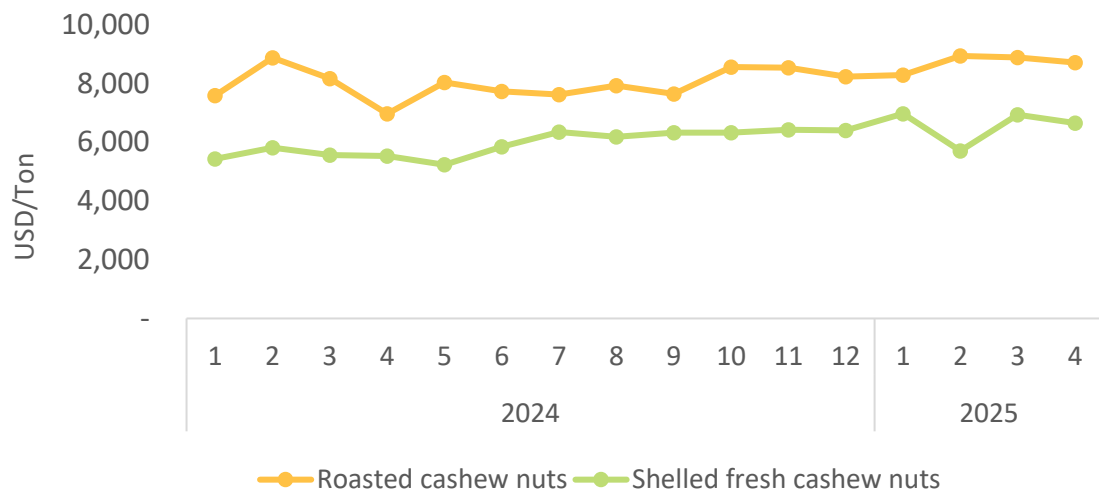


CASHEW NUTS

Structure of exports by products to Japan, Apr-2025



Average export cashew nuts price to Japan, Apr-2025



Export results to Japan, Apr-2025



Shelled fresh cashew nuts

Value: **5.9** million USD

Increase **1.7%** compared to Mar-2025

Increase **96%** compared to Apr-2024



Roasted cashew nuts

Value: **1.5** million USD

Decrease **14%** compared to Mar-2025

Increase **75%** compared to Apr-2024

Shelled fresh cashew nuts

The average export price in Apr-2025 is **6,645** USD/ton; decrease **4.1%** compared to previous month; and increase **20%** compared to the same month of 2024.

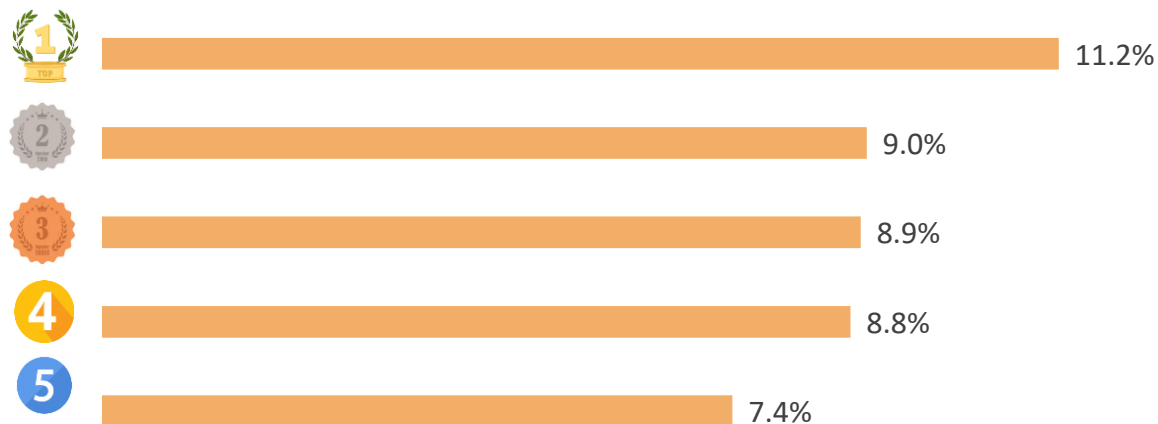
Roasted cashew nuts

The average export price in Apr-2025 is **8,698** USD/ton; decrease **2.0%** compared to previous month; and increase **25%** compared to the same month of 2024.

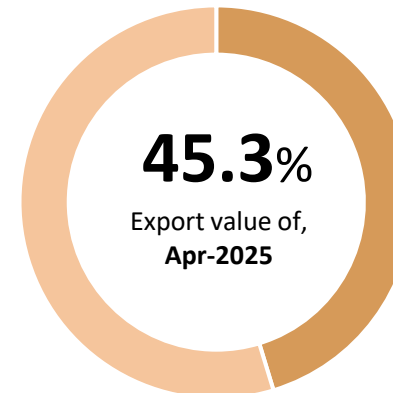


CASHEW NUTS

TOP 5 export enterprises by value to Japan, Apr-2025



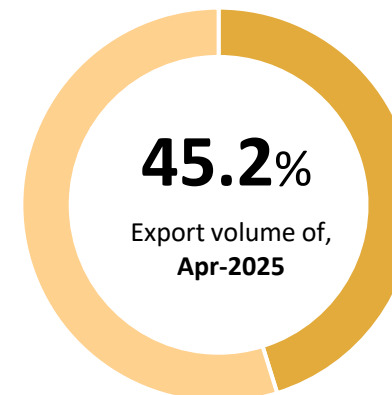
Value ratio of TOP 5 export enterprises to Japan, Apr-2025



TOP 5 export enterprises by volume to Japan, Apr-2025



Volume ratio of TOP 5 export enterprises to Japan, Apr-2025



CASHEW NUTS

SPOTLIGHTS



Cambodian government visits Japanese cashew nut processing facility in Kampong Thom

On May 10, 2025, Mr. Vongsey Vissoth, Permanent Deputy Prime Minister and Minister in charge of the Office of the Council of Ministers, called on Japanese companies to participate in signing cashew nut purchase agreements with local communities and farmers. The goal of this initiative is to promote the development of Cambodia's cashew industry and create more jobs for the people.

The Deputy Prime Minister of Cambodia highly appreciated the decision to invest in cashew nut processing activities in Kampong Thom province of MIRARTH Agritech (Japan), one of Cambodia's key cashew growing regions.

The Cambodian Cashew Nut Association (CAC) said that Cambodia produced 850,000 tons of cashew nuts last year, an increase of 26.8% compared to 2023, and exported 815,000 tons, an increase of 31%.

Source: khmertimeskh.com



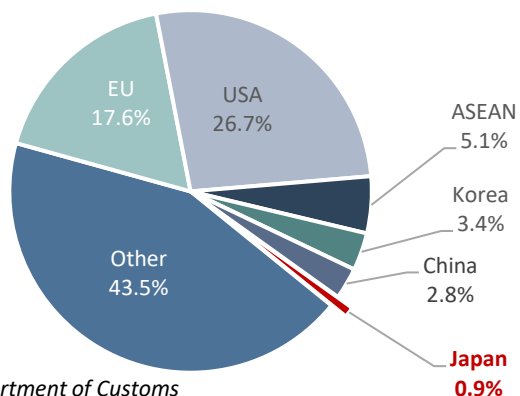


PEPPER

Export volume and value to Japan, Apr-2025



Percentage of export value to Japan, Apr-2025



Export results to Japan, Apr-2025

VALUE
1.7 million USD



Decrease **40%** compared to Mar-2025

Increase **38%** compared to Apr-2024

45.6 thousand USD less than the monthly average rate in 2024

❖ Accumulated 4 months of 2025 reaches **7.68 mil.USD, 36%** of total 2024

VOLUME
328 tons



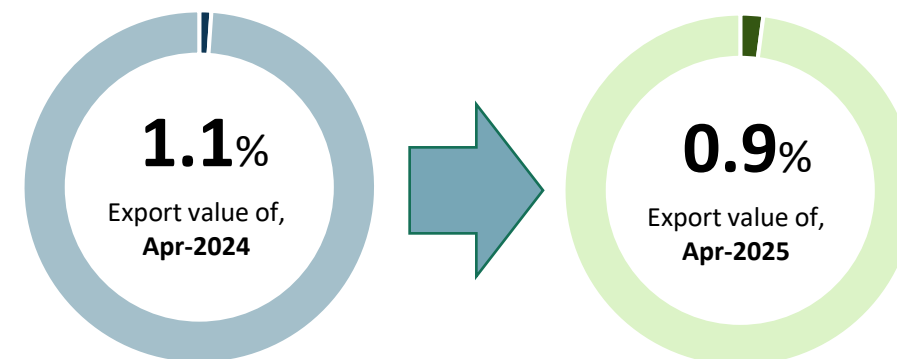
Decrease **26.3%** compared to Mar-2025

Increase **3%** compared to Apr-2024

54 tons less than the monthly average rate in 2024

❖ Accumulated 4 months of 2025 reaches **1.3 thousand tons, 28%** of total 2024

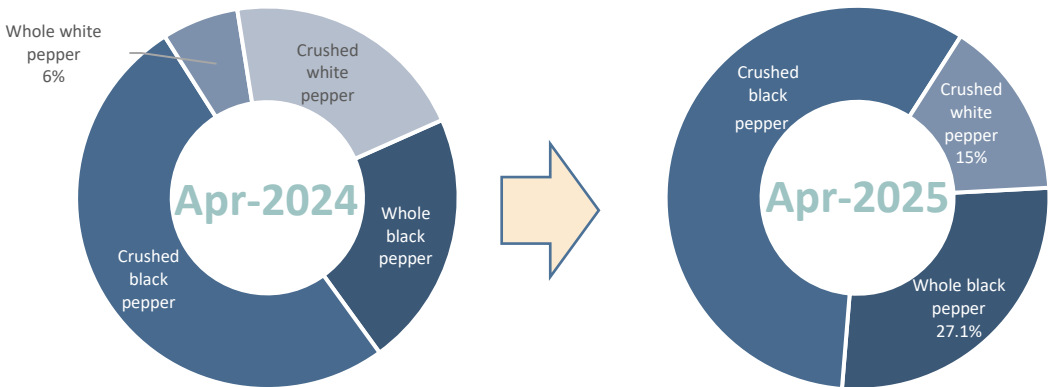
Changes in percentage of export value to Japan, Apr-2025



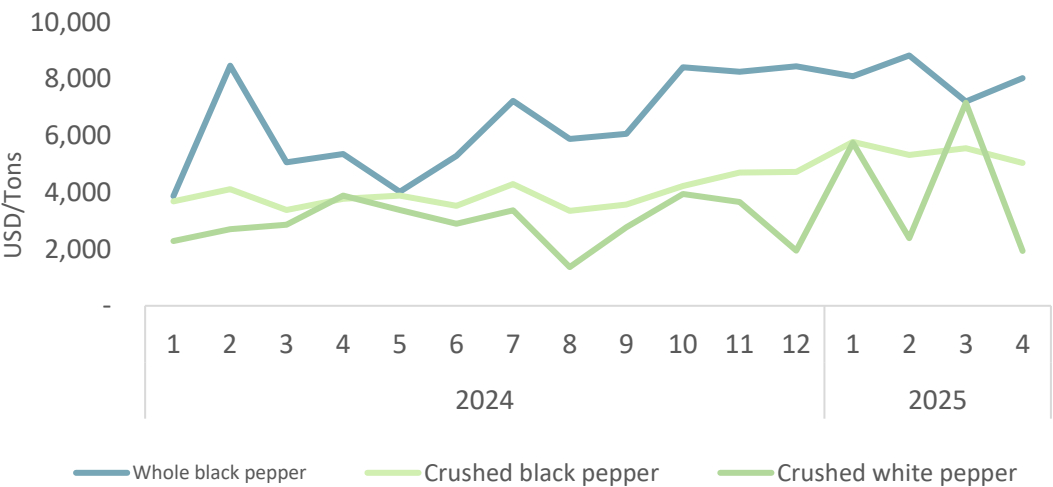


PEPPER

Structure of exports by products to Japan, Apr-2025



Average export pepper price to Japan, Apr-2025



Export results to Japan, Apr-2025



Crushed black pepper

Value: **1.005** million USD

Decrease **25%** compared to Mar-2025

Increase **57%** compared to Apr-2024



Whole black pepper

Value: **0.47** million USD

Decrease **63%** compared to Mar-2025

Increase **73%** compared to Apr-2024

Whole black pepper

The average export price in Apr-2025 is **8,031** USD/ton; **increase 11.5%** compared to previous month; and **increase 50%** compared to the same month of 2024.

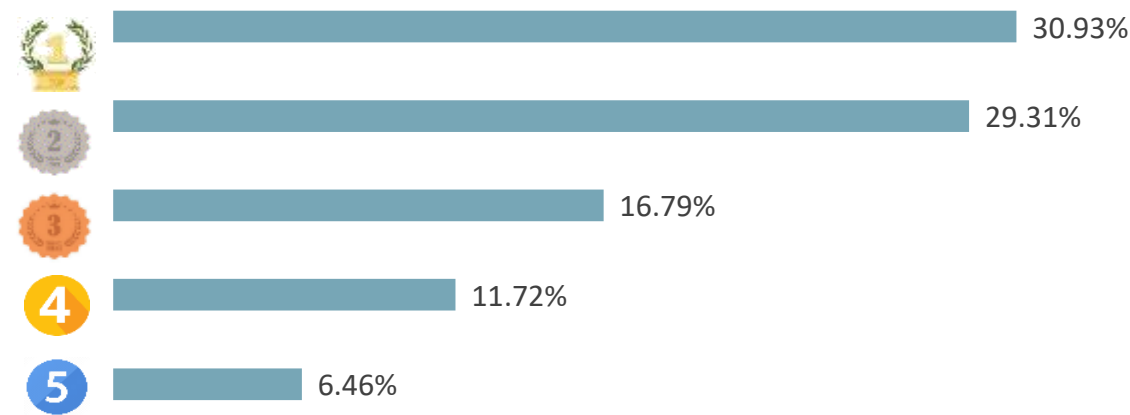
Crushed black pepper

The average export price in Apr-2025 is **5,042** USD/ton; **decrease 9.3%** compared to previous month; and **increase 33.5%** compared to the same month of 2024.

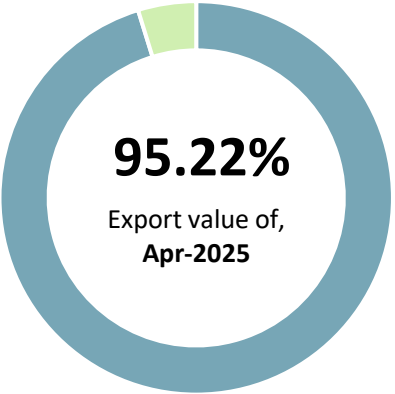


PEPPER

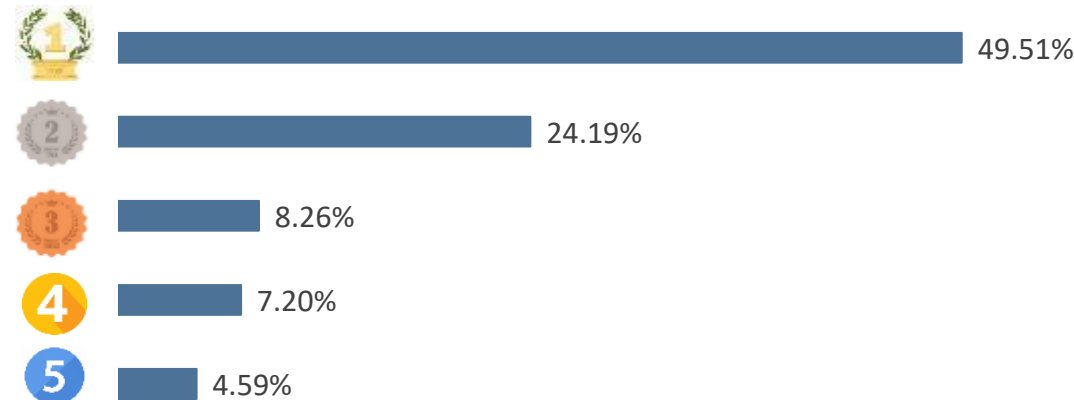
TOP 5 export enterprises by value to Japan, Apr-2025



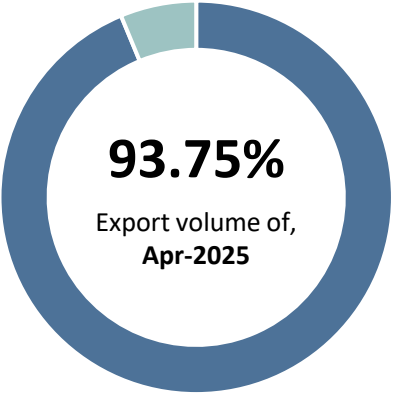
Value ratio of TOP 5 export enterprises to Japan, Apr-2025



TOP 5 export enterprises by volume to Japan, Apr-2025



Volume ratio of TOP 5 export enterprises to Japan, Apr-2025

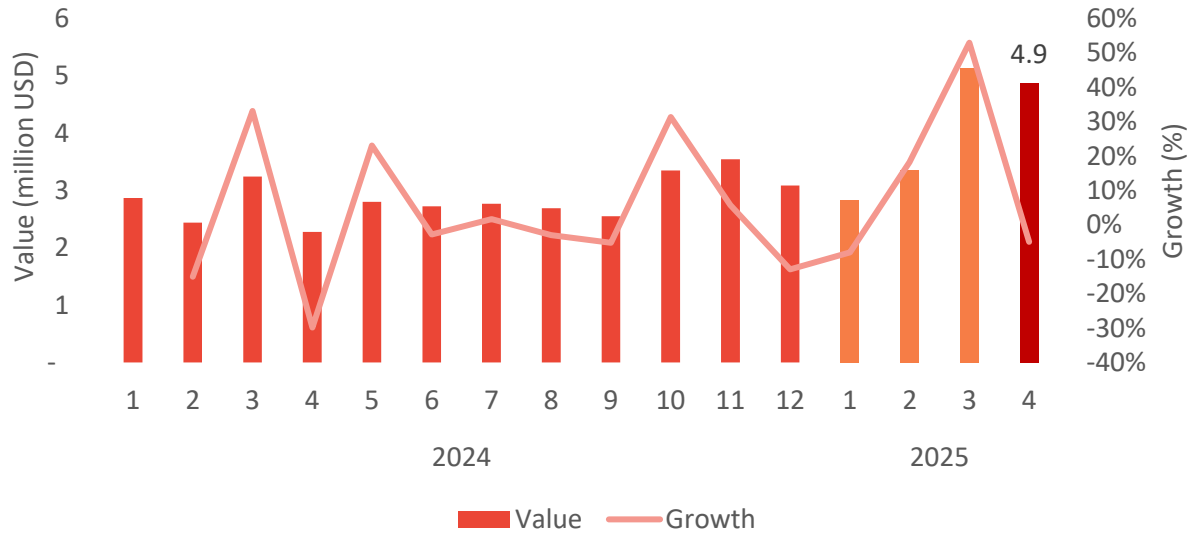


Source: Calculated from data of the Department of Customs



MEAT AND MEAT PRODUCTS (EXPORT)

Export value to Japan, Apr-2025



Export results to Japan, Apr-2025



4.88
million USD

VALUE

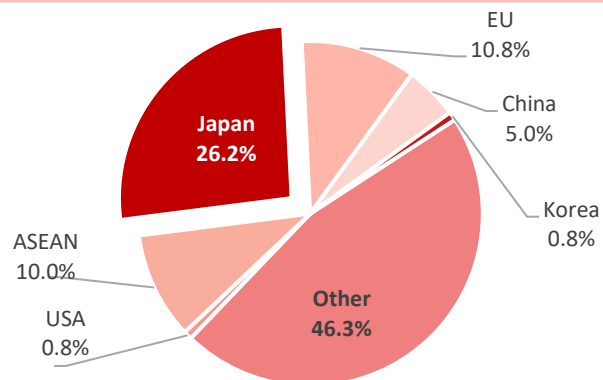
Decrease **5%** compared to Mar-2025

Increase **114.3%** compared to Apr-2024

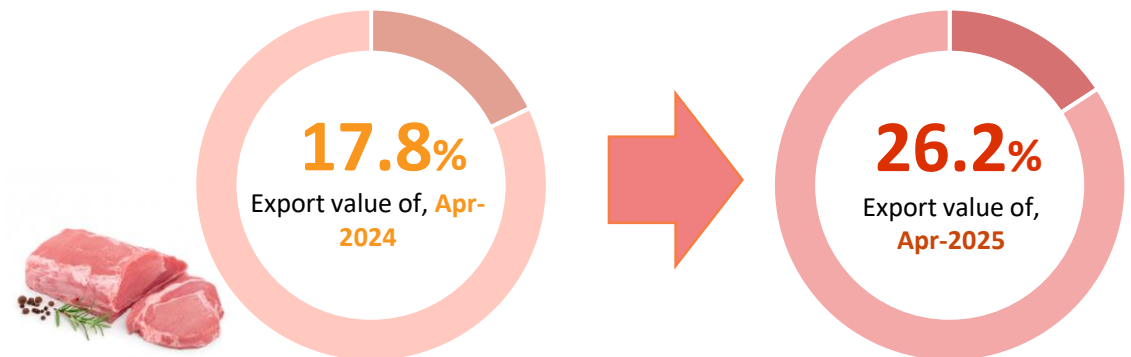
Increase **2.02 million USD** more than the monthly average rate in 2024

Accumulated 4 months of 2025 reaches **16.2 million USD**, **47.2%** of total 2024

Percentage of export value to Japan, Apr-2025



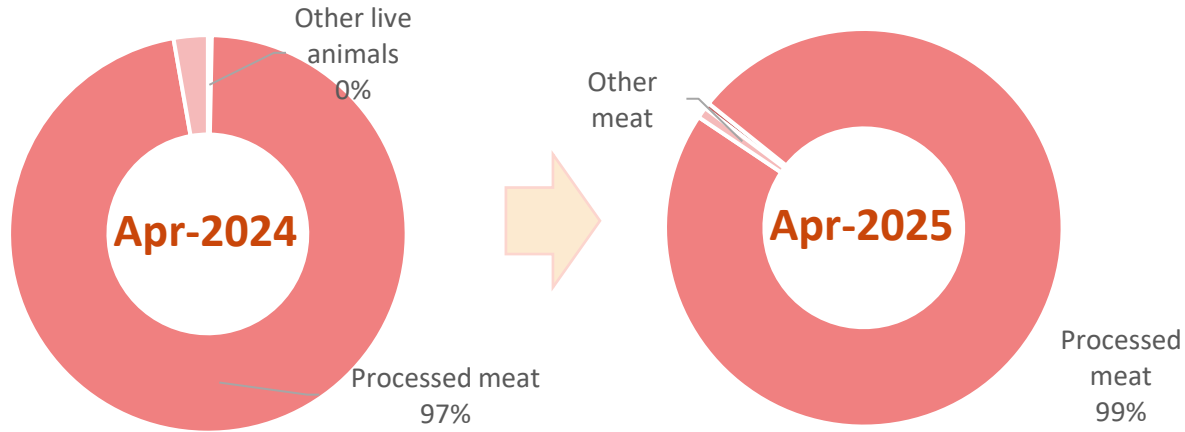
Changes in percentage of export value to Japan, Apr-2025





MEAT AND MEAT PRODUCTS (EXPORT)

Structure of exports by products to Japan, Apr-2025



Export results to Japan, Apr-2025



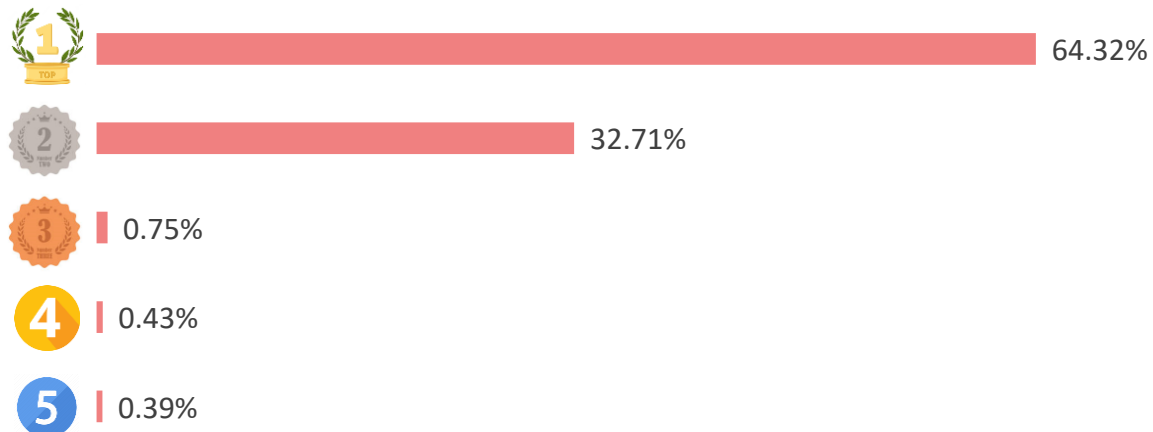
Processed meat

Value: **4.81** million USD

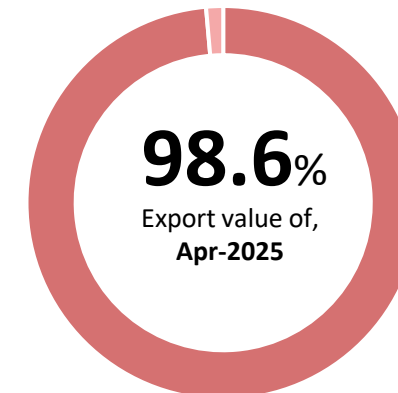
Decrease **4.54%** compared to Mar-2025

Increase **118.1%** compared to Apr-2024

TOP 5 export enterprises by value to Japan, Apr-2025



Value ratio of TOP 5 export enterprises to Japan, Apr-2025





Demand for processed meat products in Japan is increasing

The hustle and bustle of modern urban life in Japan is driving an increasing demand for processed meat products. With the time spent on cooking increasingly limited, urban consumers tend to choose processed meat products thanks to their convenience, ease of preparation, attractive taste and good preservation. It is this change in lifestyle that has contributed to the growth of the industry.

According to forecasts, Japan's processed meat market will grow from \$25.8 billion in 2024 to \$32.5 billion in 2033, with a steady compound annual growth rate (CAGR) of 2.4% during 2025-2033.

Source: newscast.jp



Any comments. please send to:

CENTER FOR AGRICULTURAL AND ENVIRONMENTAL INFORMATION AND SERVICES

INSTITUTE OF STRATEGY AND POLICY ON AGRICULTURE AND ENVIRONMENT

Address: *16 Thuy Khue Street, Thuy Khue Wd., Tay Ho Dist., Hanoi*

Email: thongtinhitruong@ipsard.gov.vn; info@agro.gov.vn

Website: <http://agro.gov.vn/>

