



**ISPAE**

**Volume: Aug-2025**



# **MONTHLY REPORT ON AGRI-PRODUCT EXPORT**

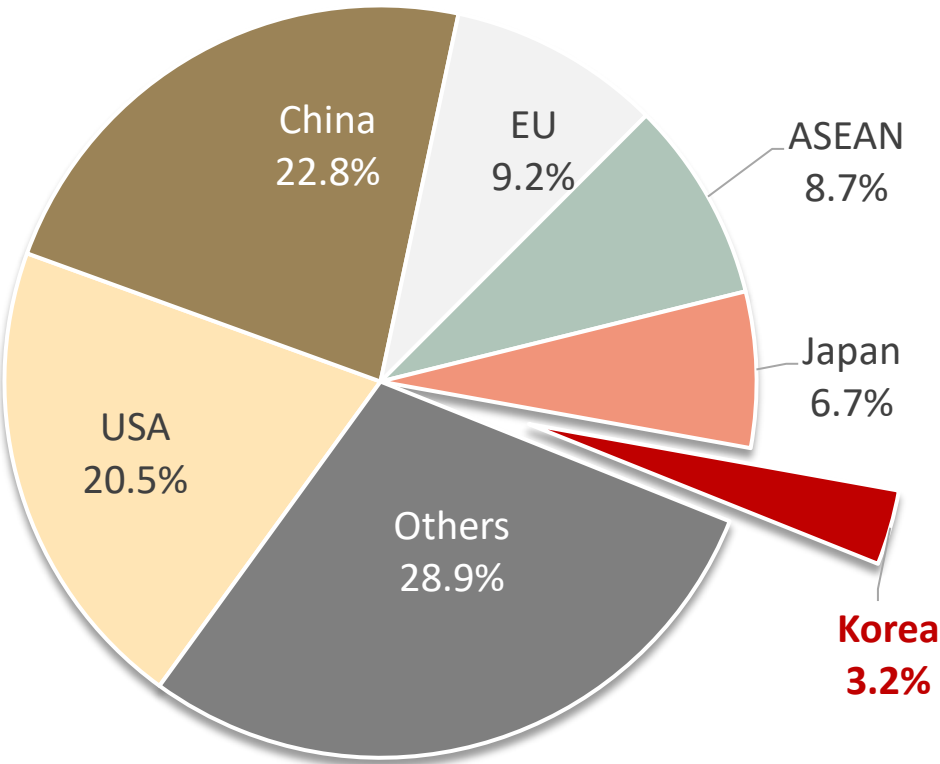
## **FROM VIETNAM TO TO KOREA (ROK) MARKET**

Prepared by: **AGREINFOS**



THE SITUATION OF AGRO-FORESTRY-FISHERY (AFF) PRODUCT EXPORT FROM VIETNAM TO THE KOREA IN JUL-2025

Proportion export value of key AFF products to the Korea in Jul-2025



Changes in proportion export value of key AFF products to the Korea in Jul-2025 compared to Jul-2025 and Jul-2024

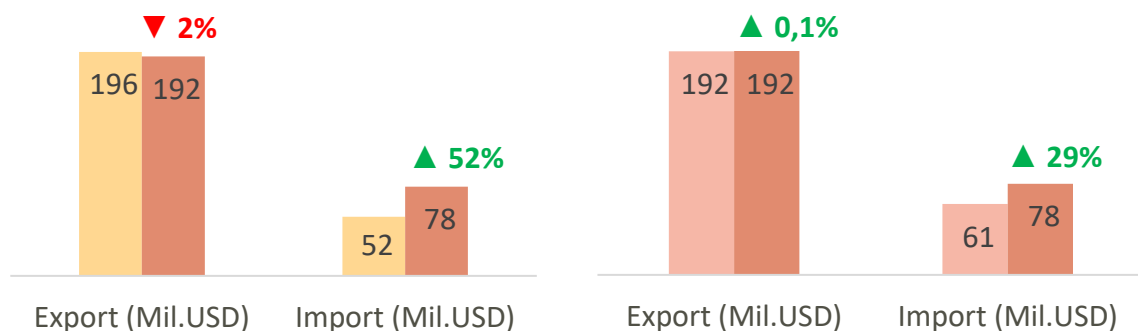
Country	Value (Mil.USD)	Compared to Jun-2025	Compared to Jul-2024
USA	1.222	▲ 0.3%	▼ 3.2%
China	1.356	▲ 0.1%	▲ 2.6%
EU	545	▼ 0.4%	▲ 1.3%
ASEAN	515	▲ 0.2%	▼ 2.9%
Japan	398	▼ 0.4%	▼ 0.2%
Korea	192	▼ 0.1%	▼ 0.5%
Total Export value (Mil.USD)			5,950

Source: Calculated from data of the General Department of Customs

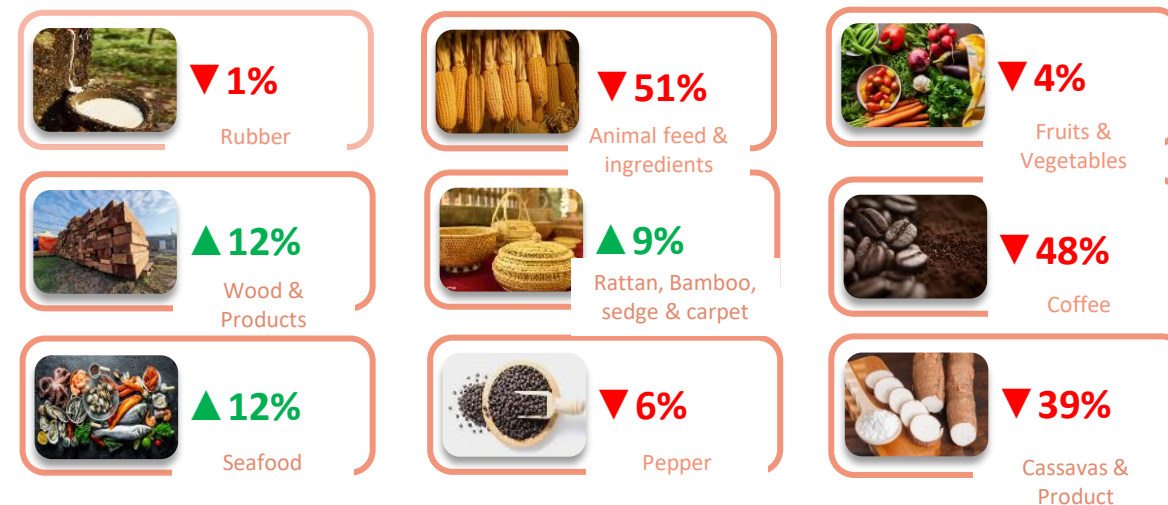
# THE SITUATION OF AGRO-FORESTRY-FISHERY (AFF) PRODUCT EXPORT FROM VIETNAM TO THE KOREA IN JUL-2025

## AFF product import-export turnover between Vietnam and Korea, Jul-2025

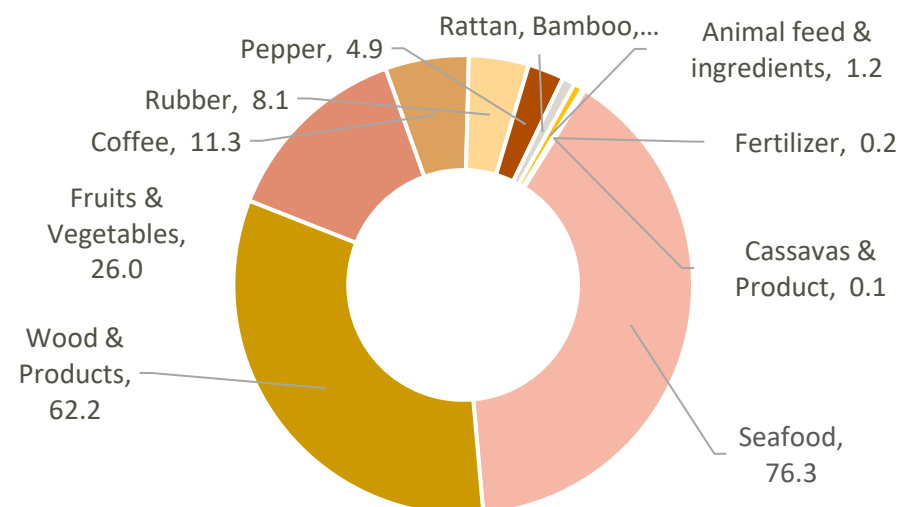
Jul-2024 Jul-2025 Jun-2025 Jul-2025



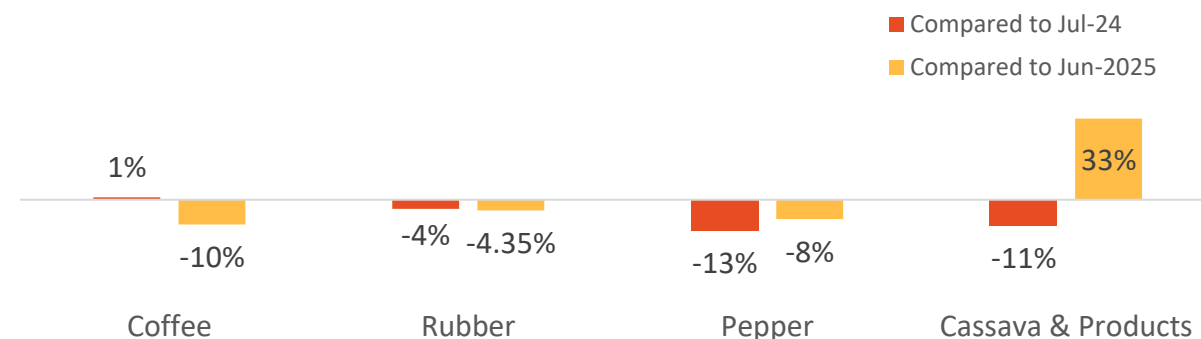
## Changes in key AFF product export value to the Korea in Jul-2025 compared to Jun-2025



## Key AFF product export value to Korea, Jul-2025



## Changes in average export value of key AFF products to the Korea in Jul-2025 compared to Jun-2025 and Jul-2024







## South Korea's economy will regain growth momentum in the next two years

The Korean economy is forecast to grow by 1.8% in 2026 and 2.0% in 2027, exceeding the estimated growth rate by OECD and showing a more optimistic outlook than the Bank of Korea's (BOK) projection of 1.6%. While Goldman Sachs, JPMorgan, Standard Chartered, and BNP Paribas expect growth of over 2% in 2026, Morgan Stanley, Capital Economics, and Fitch remain the estimated growth rate from 0.9% to 1.5%.

After reducing 0.2% in Q1 2025, South Korea's GDP rebounded by 0.6% in Q2, ranking 10th among the world's 37 leading economies, and is projected to grow by 1.1% in Q3 due to strong consumption and semiconductor exports. However, the Korea's economy continues to face risks from U.S.-China tensions, new U.S. tariffs, and a weakening construction sector, with construction investment fall up to 8.3% this year.

Source: [nhipsongkinhdoanh.vn](https://nhipsongkinhdoanh.vn)

## Vietnam–South Korea to promote comprehensive economic development

On August 12, 2025, in Seoul, during the visit of General Secretary – Mr. Tô Lâm, Minister of Finance – Mr. Nguyễn Văn Thắng worked with South Korean Minister of Trade, Industry and Energy - Mr. Kim Jung Kwan. Both Ministers affirmed that since the establishment of Comprehensive Strategic Partnership in 2022, Vietnam–South Korea relations have been developing in a more substantive and comprehensive manner. On that basis, the two countries agreeded to strengthen the cooperation in energy, high technology, high-speed rail, and supply chains, while also expanding into future industries such as semiconductors, strategic minerals, and maritime industries.

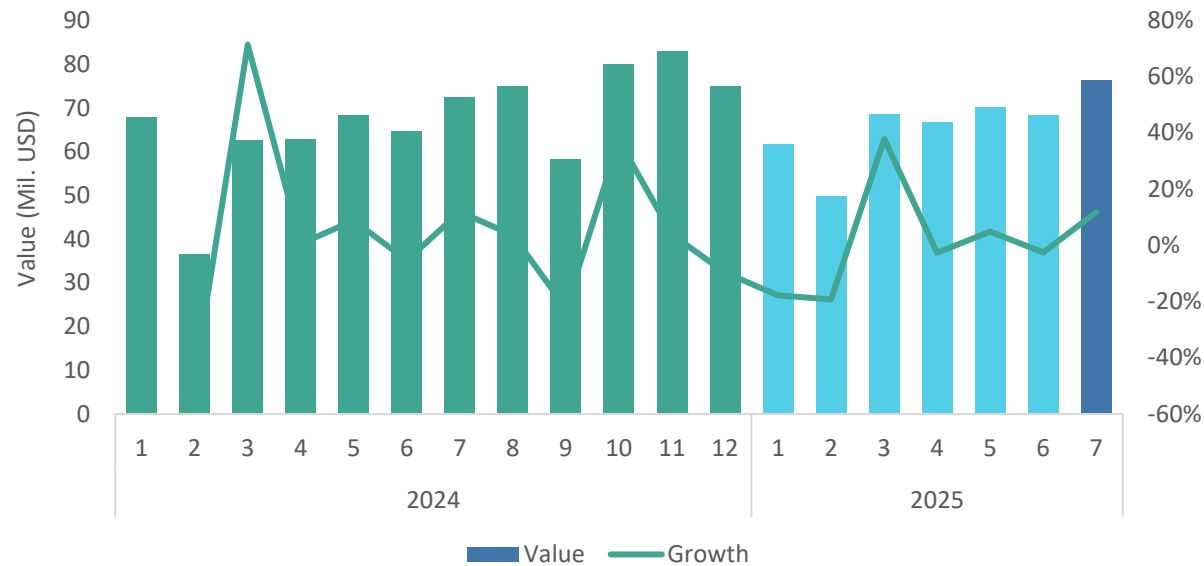


Source: [tayninh.dcs.vn](https://tayninh.dcs.vn)

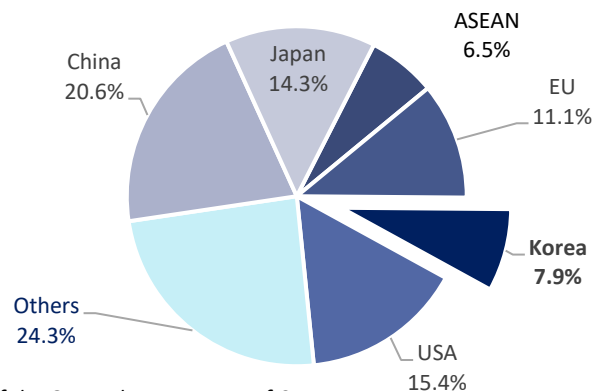


# FISHERIES

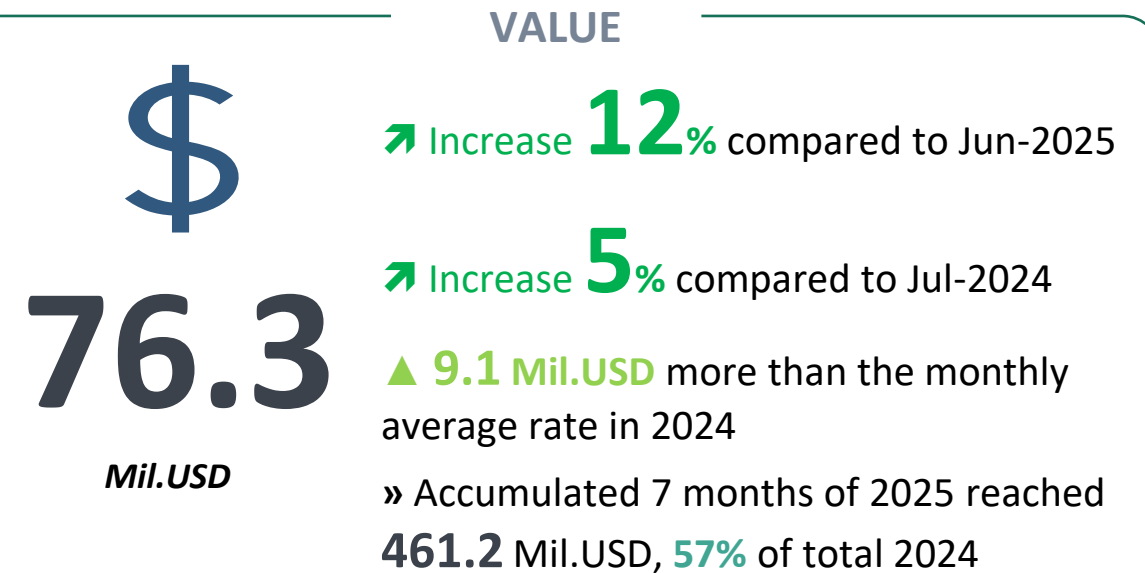
## Export value to Korea, Jul-2025



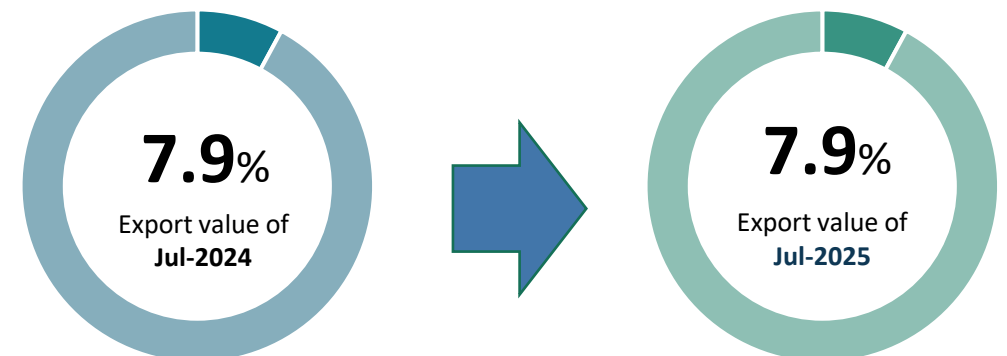
## Percentage of export value to Korea, Jul-2025



## Export results to Korea, Jul-2025



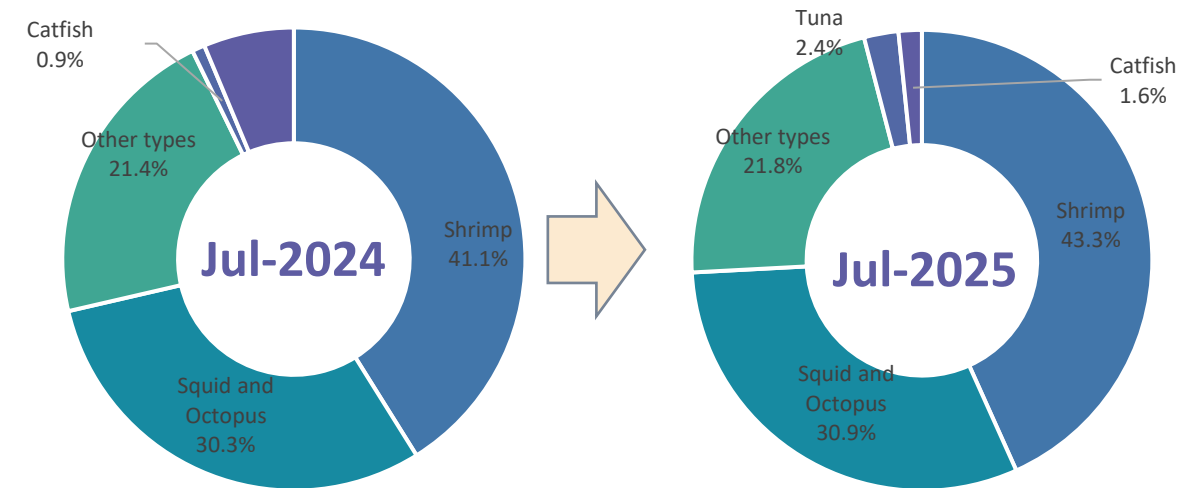
## Changes in percentage of export results to Korea, Jul-2025



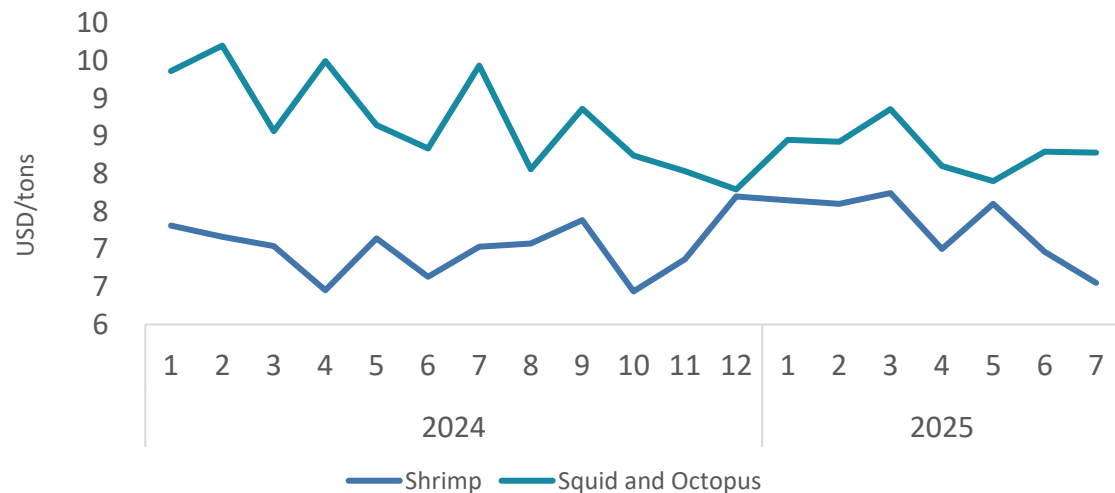


# FISHERIES

## Structure of exports by products to Korea, Jul-2025



## Average export price to Korea, Jul-2025



Source: Calculated from data of the General Department of Customs

## Export results to Korea, Jul-2025



### Shrimp

Value: **33.0** Mil.USD

Increase **10%** compared to Jun-2025

Increase **11%** compared to Jul-2024



### Squid and Octopus

Value: **23.6** Mil.USD

Increase **15%** compared to Jun-2025

Increase **8%** compared to Jul-2024



### Tuna

Value: **1.8** Mil.USD

Decrease **15%** compared to Jun-2025

Decrease **63%** compared to Jul-2024

### Shrimp

The average export price in Jun-2025 is **6.5** USD/kg; decrease **6%** compared to the previous month and decrease **7%** compared to the same period in 2024.

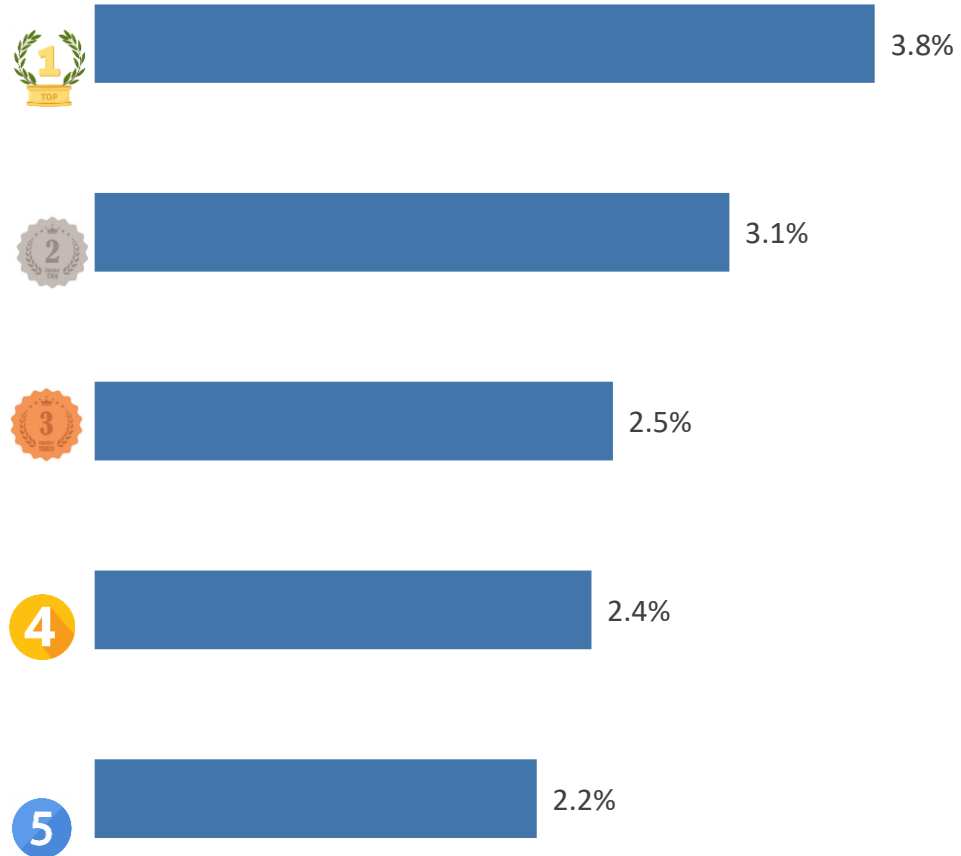
### Squid and Octopus

The average export price in Jun-2025 is **8.3** USD/kg; decrease **0,2%** compared to the previous month and decrease **12%** compared to the same period in 2024.

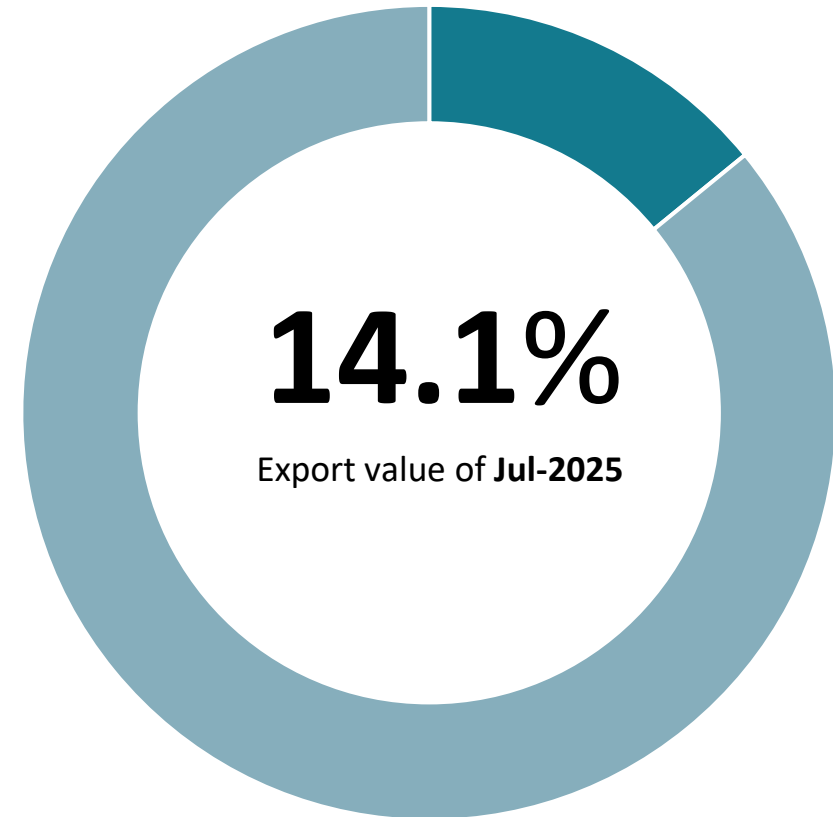


# FISHERIES

## TOP 5 export enterprises by value to Korea, Jul-2025



## Value ratio of TOP 5 export enterprises to Korea, Jul-2025





01



### **South Korea opens market for Honduran shrimp**

From July 14, 2025, South Korea officially allows to import frozen shrimp and live amphibians from Honduras, marking a major milestone more than a decade of signing their FTA. The decision followed extensive negotiations and rigorous on-site inspections at processing plants, aquaculture farms, and laboratories to assess Honduras's food safety and sanitary capacity.

This achievement is from sustained diplomatic efforts, particularly the visit to South Korea by Minister of Economic Development – Mr Fredis Cerrato in late 2024. As Honduras lost the Taiwanese market due to a diplomatic rift, South Korea became a new strategic destination, helping to revive exports, generate jobs, and increase income for the fisheries sector.

The Honduran government emphasized its commitment to further expanding international markets and enhancing the quality and standards of its agricultural and fisheries products in line with global regulations, thereby strengthening the country's position on the world seafood export map.

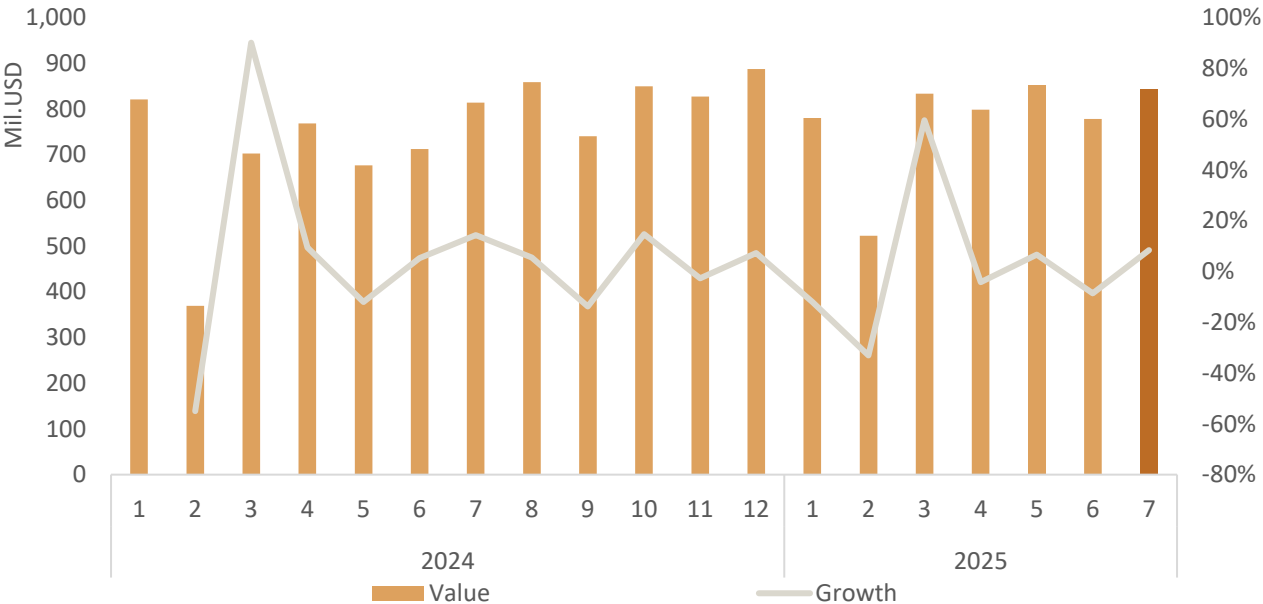







# WOOD AND WOOD PRODUCTS

Export value to Korea, Jul-2025



Export results to Korea, Jul-2025



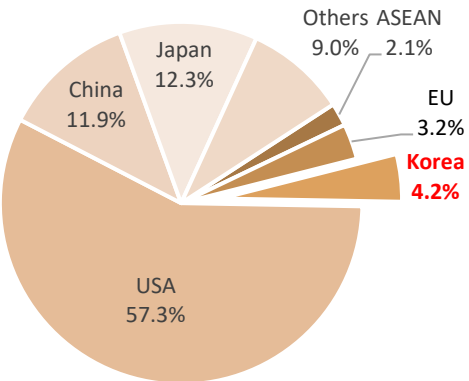
➤ Increase **12%** compared to Jun-2025

➡ Decrease **1%** compared to Jul-2024

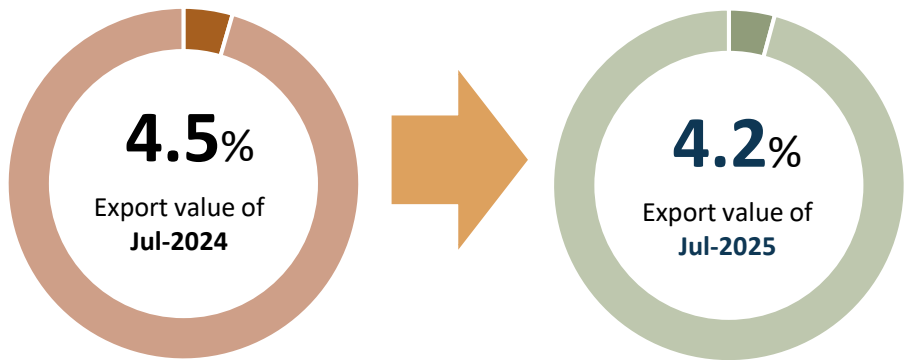
⬇️ **4.3 Mil.USD** less than the monthly average rate in 2024

❖ Accumulated 7 months of 2025 reached **433.4 Mil.USD**, **54%** of total 2024

Export results to Korea, Jul-2025



Changes in percentage of export results to Korea, Jul-2025

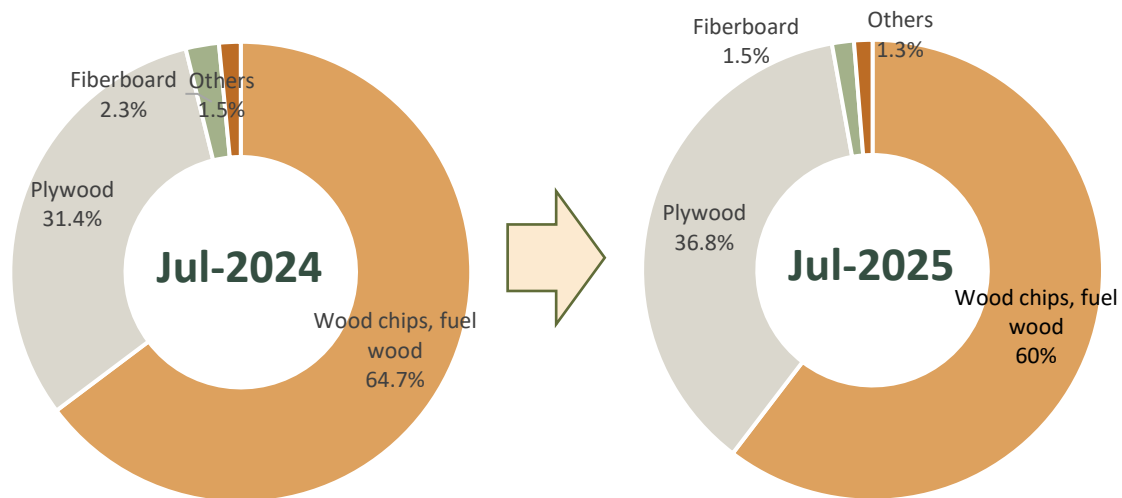


Source: Calculated from data of the General Department of Customs

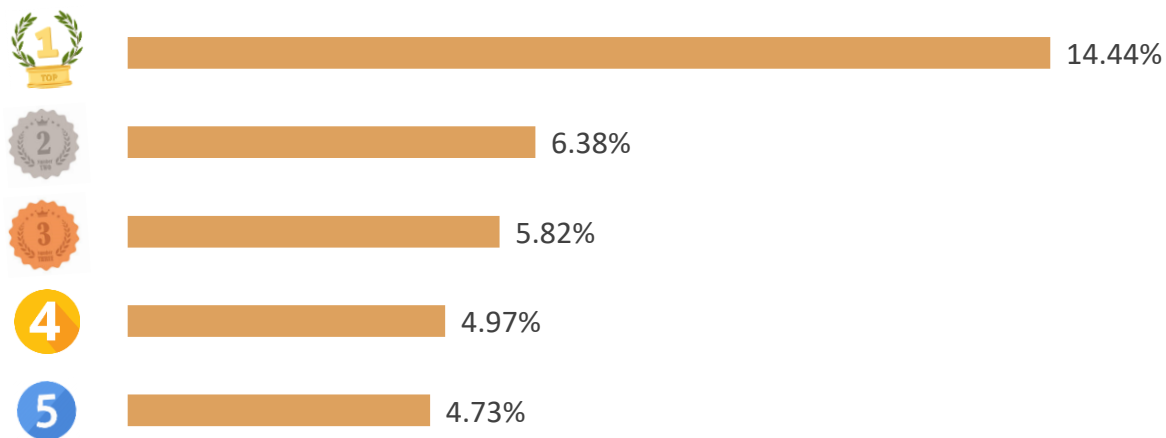


# WOOD AND WOOD PRODUCTS

## Structure of exports by products to Korea, Jul-2025



## TOP 5 export enterprises by value to Korea, Jul-2025



## Export results to Korea, Jul-2025



### Wood chips

Value: **25.3** Mil.USD

Increase **32%** compared to Jun-2025

Decrease **5%** compared to Jul-2024



### Plywood

Value: **15.4** Mil.USD

Increase **7%** compared to Jun-2025

Increase **19%** compared to Jul-2024



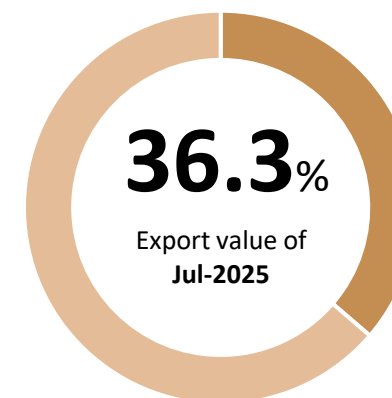
### Fiberboard

Value: **0.6** Mil.USD

Decrease **30%** compared to Jun-2025

Decrease **33%** compared to Jul-2024

## Value ratio of TOP 5 export enterprises to Korea, Jul-2025





# WOOD AND WOOD PRODUCTS

## SPOTLIGHT



In South Korea, the importing wood pellets from Indonesia has sparked controversy on sustainability. Reports from environmental organizations indicate that more than 60% of Indonesia's biomass pellet production has been exported to South Korea, resulting in the loss of thousands of hectares of tropical forest. This raises concerns that a form of renewable energy may contribute to increase carbon emissions and the degradation of forest ecosystems.

South Korean lawmaker Mr Moon Dae-Rim called for a suspension of imports and an investigation into the supply chain to ensure transparency and environmental compliance. He emphasized the need to reassess the "green credentials" of wood pellets in the renewable energy strategy, while urging both the Indonesian and South Korean governments to take responsibility for publicly disclosing relevant information. The controversy highlights the global challenge of balancing renewable energy demand with the imperative of conserving tropical forests.



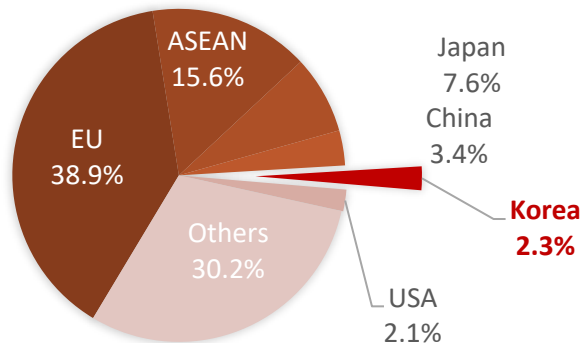


# COFFEE

## Export volume and value to Korea, Jul-2025



## Percentage of export value to Korea, Jul-2025



## Export results to Korea, Jul-2025

### VALUE

**11.3** Mil.USD

⬇️ Decrease **48%** compared to Jun-2025

⬇️ Decrease **22%** compared to Jul-2024

⬇️ **0.4 Mil.USD** less than the monthly average rate in 2024

❖ Accumulated 7 months of 2025 reached **140.3** Mil.USD, **100%** of total 2024.

### VOLUME

**4.2** Ths.tons

⬇️ Decrease **42%** compared to Jun-2025

⬇️ Decrease **23%** compared to Jul-2024

⬇️ **0.7 Ths.tons** less than the monthly average rate in 2024.

❖ Accumulated 7 months of 2025 reached **27.9** Ths.tons, **80%** of total 2024.

## Changes in percentage of export results to Korea, Jul-2025

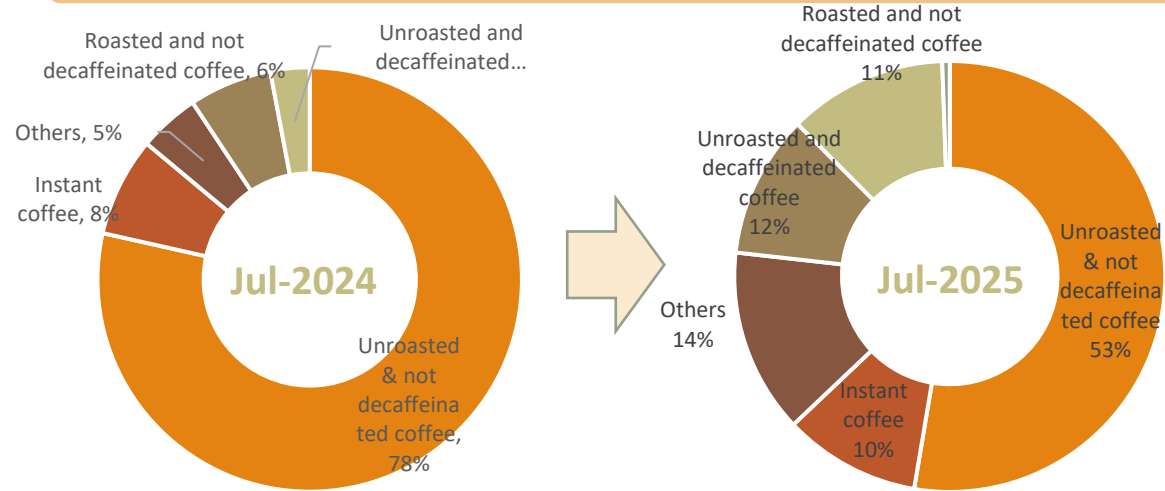




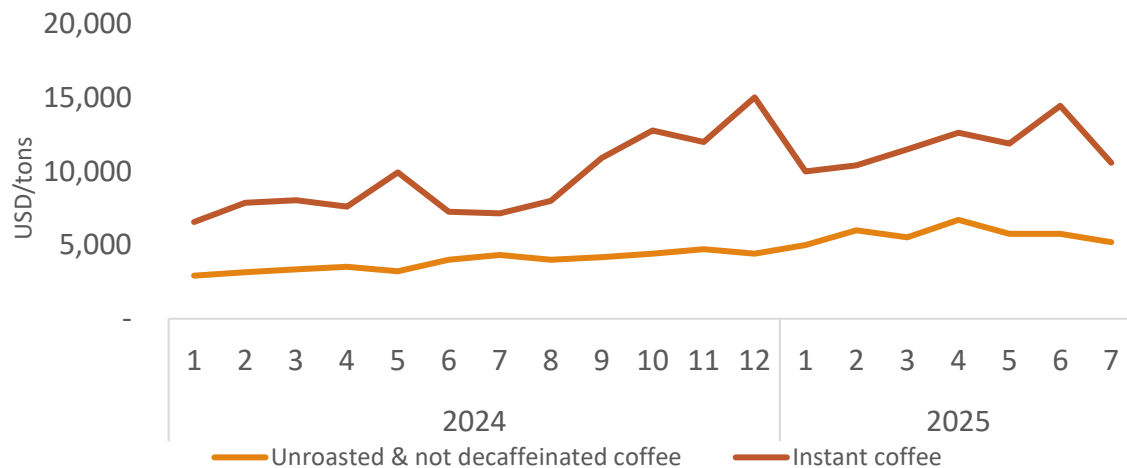


# COFFEE

## Structure of exports by products to Korea, Jul-2025



## Average export price to Korea, Jul-2025



## Export results to Korea, Jul-2025



### Unroasted & not decaffeinated coffee

Value: **5.8** Mil.USD

Decrease **67%** compared to Jun-2025

Decrease **48%** compared to Jul-2024



### Instant coffee

Value: **1.5** Mil.USD

Decrease **23%** compared to Jun-2025

Increase **6%** compared to Jul-2024



### Roasted and not decaffeinated coffee

Value: **1.2** Mil.USD

Increase **1%** so compared to Jun-2025

Increase **32%** compared to Jul-2024

### Instant coffee

The average export price in Jun-2025 is **10,583** USD/tons, decrease **27%** compared to the previous month and increase **48%** compared to the same period in 2024.

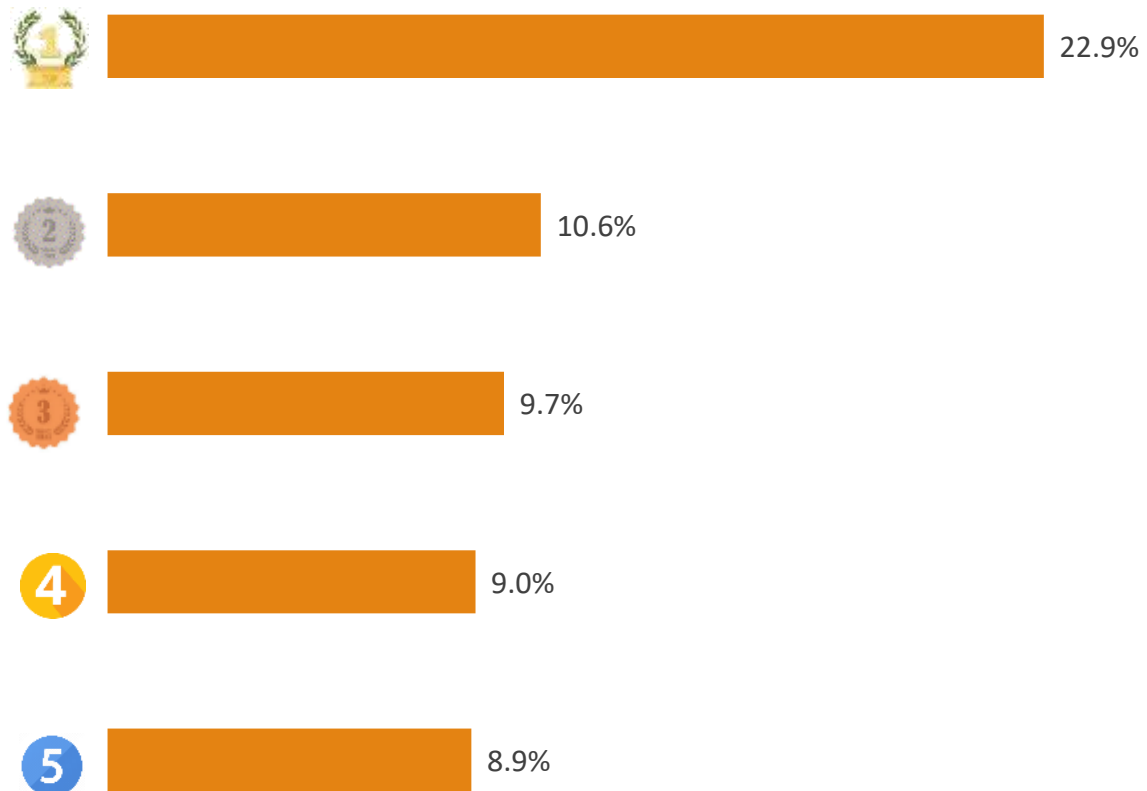
### Unroasted & not decaffeinated coffee

The average export price in Jun-2025 is **5,199** USD/tons, decrease **10%** compared to the previous month and increase **20%** compared to the same period in 2024.



# COFFEE

## TOP 5 export enterprises by value to Korea, Jul-2025



## Value ratio of TOP 5 export enterprises to Korea, Jul-2025





# COFFEE



## SPOTLIGHT

South Korea's coffee market recorded import volumes of 1.71 million bags in the first half of 2025, up 5.4% year-on-year, according to data from the Korea Customs Service. Of which, green coffee beans accounted for around 90%, while other was roasted coffee products.

The South Korean coffee market has maintained steady growth over the past decade, largely driven by the strong expansion of café culture, particularly in urban areas with a high density of coffee outlets. At the same time, retail coffee prices in the country show an upward trend, rising by an average of 12.4% compared with the previous year, largely influenced by the increase in benchmark prices on the futures market.



# FRUITS & VEGETABLES (EXPORT)

## Export value to Korea, Jul-2025



## Export results to Korea, Jul-2025

VALUE



26.0

Mil.USD

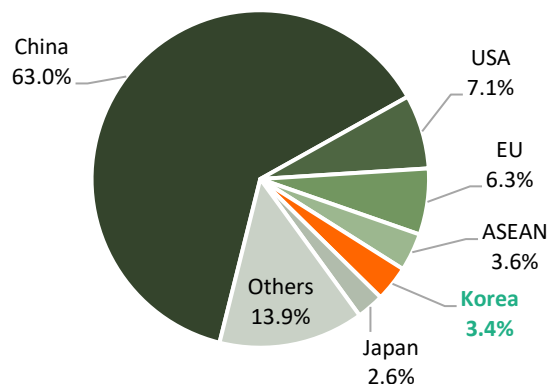
Decrease **4%** compared to Jun-2025

Increase **5%** compared to Jul-2024

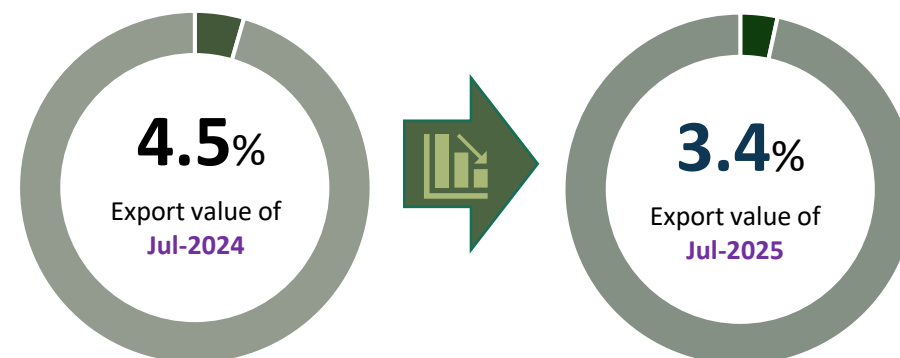
**206 Ths.USD** less than the monthly average rate in 2024

Accumulated 7 months of 2025 reached **183.7 Mil.USD**, **58%** of total 2024

## Percentage of export value to Korea, Jul-2025



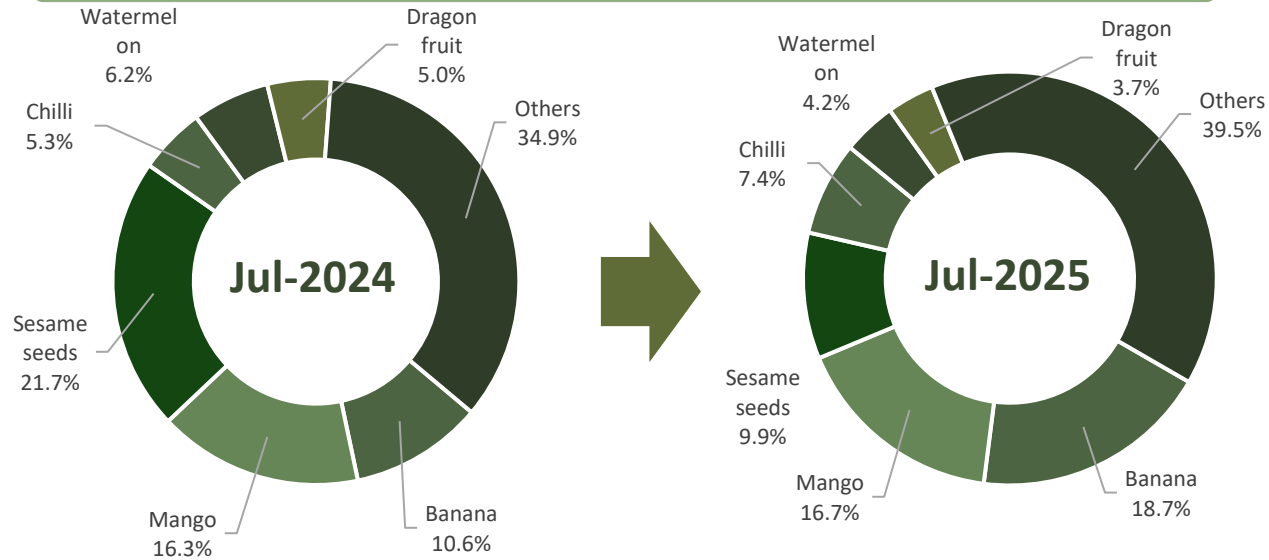
## Changes in percentage of export results to Korea, Jul-2025





# FRUITS & VEGETABLES (EXPORT)

## Structure of exports by products to Korea, Jul-2025



## Export results to Korea, Jul-2025



### Banana

Value: **4.9** Mil.USD

Decrease **10%** compared to Jun-2025

Increase **86%** compared to Jul-2024



### Mango

Value: **4.3** Mil.USD

Increase **4%** compared to Jun-2025

Increase **8%** compared to Jul-2024



### Sesame seeds

Value: **2.6** Mil.USD

Decrease **29%** compared to Jun-2025

Decrease **52%** compared to Jul-2024



### Chilli

Value: **1.9** Mil.USD

Increase **15%** compared to Jun-2025

Increase **47%** compared to Jul-2024



### Watermelon

Value: **1.1** Mil.USD

Decrease **17%** compared to Jun-2025

Decrease **28%** compared to Jul-2024



### Gragon fruit

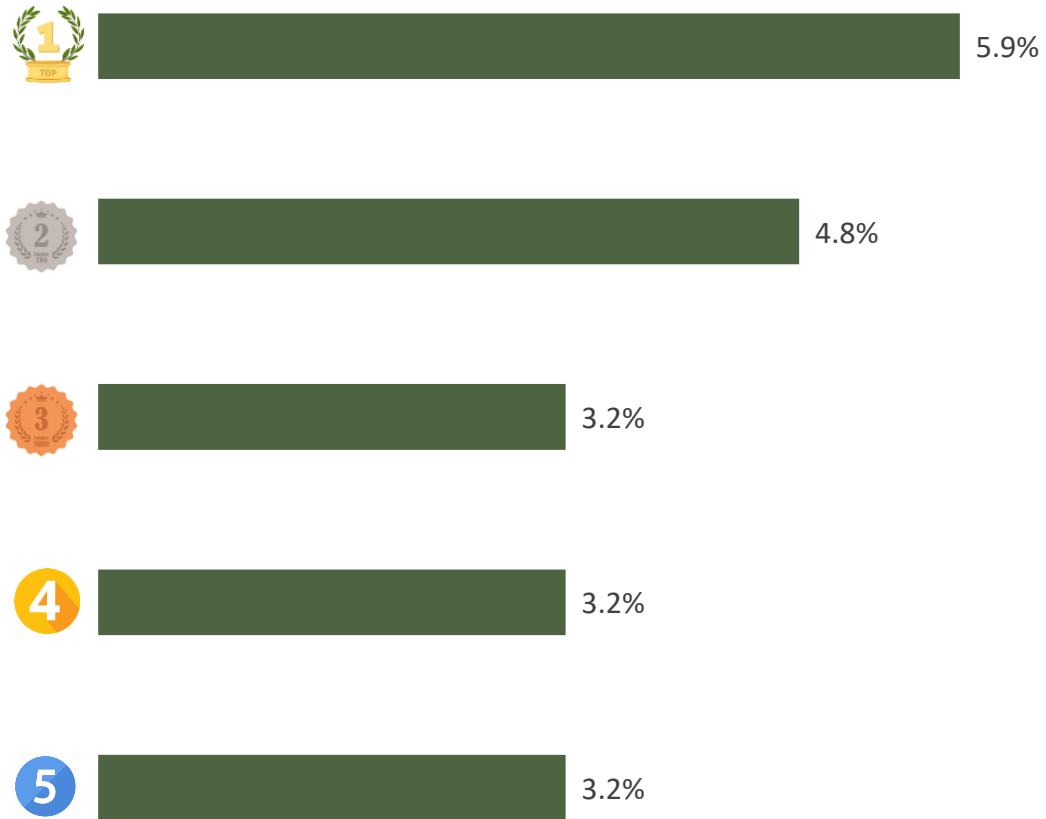
Value: **0.96** Mil.USD

Decrease **9%** compared to Jun-2025

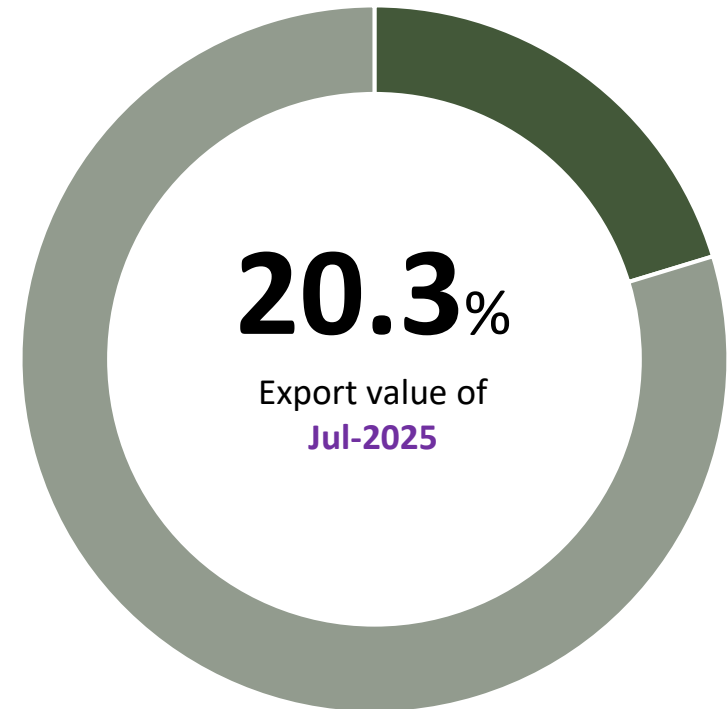
Decrease **23%** compared to Jul-2024

# FRUITS & VEGETABLES (EXPORT)

TOP 5 export enterprises by value to Korea, Jul-2025

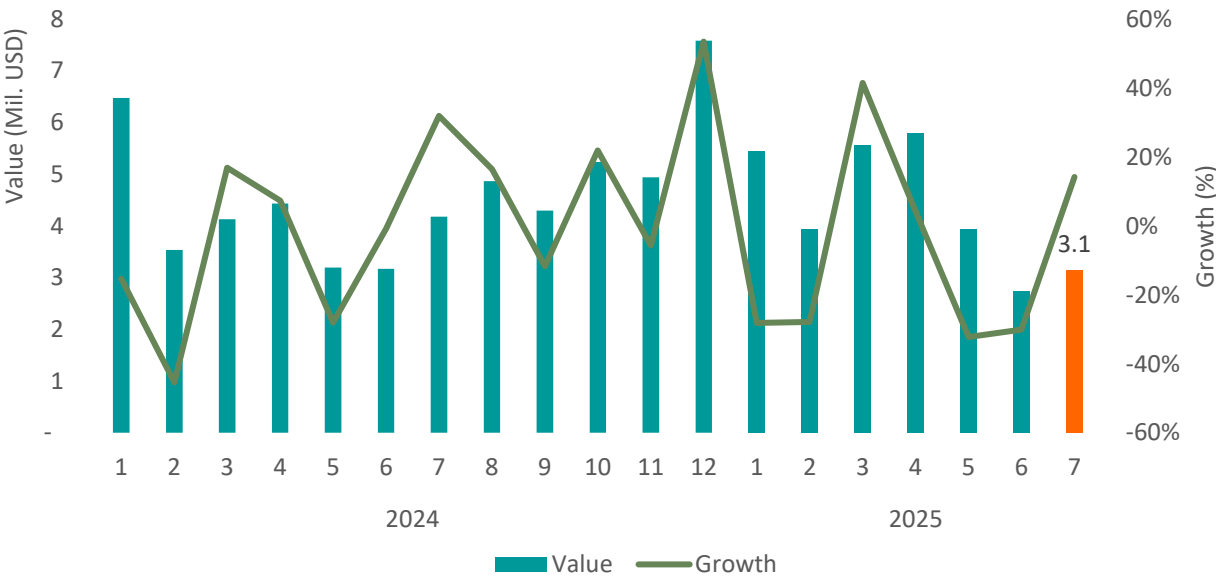


Value ratio of TOP 5 export enterprises to Korea, Jul-2025



# FRUITS & VEGETABLES (IMPORT)

Import value to Korea, Jul-2025



Import results to Korea, Jul-2025



3.1

Mil.USD

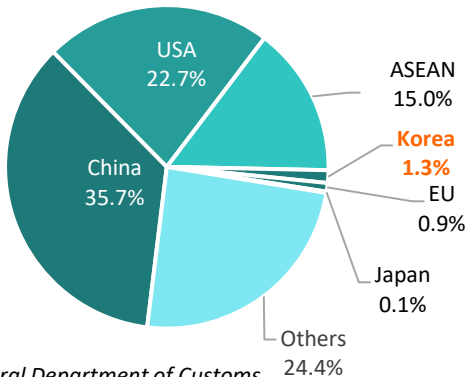
Increase **14%** compared to Jun-2025

Decrease **25%** compared to Jul-2024


**1.5 Mil.USD** less than the monthly average rate in 2024

Accumulated 7 months of 2025 reached **30.9 Mil.USD**, **54%** of total 2024

Percentage of import value to Korea, Jul-2025

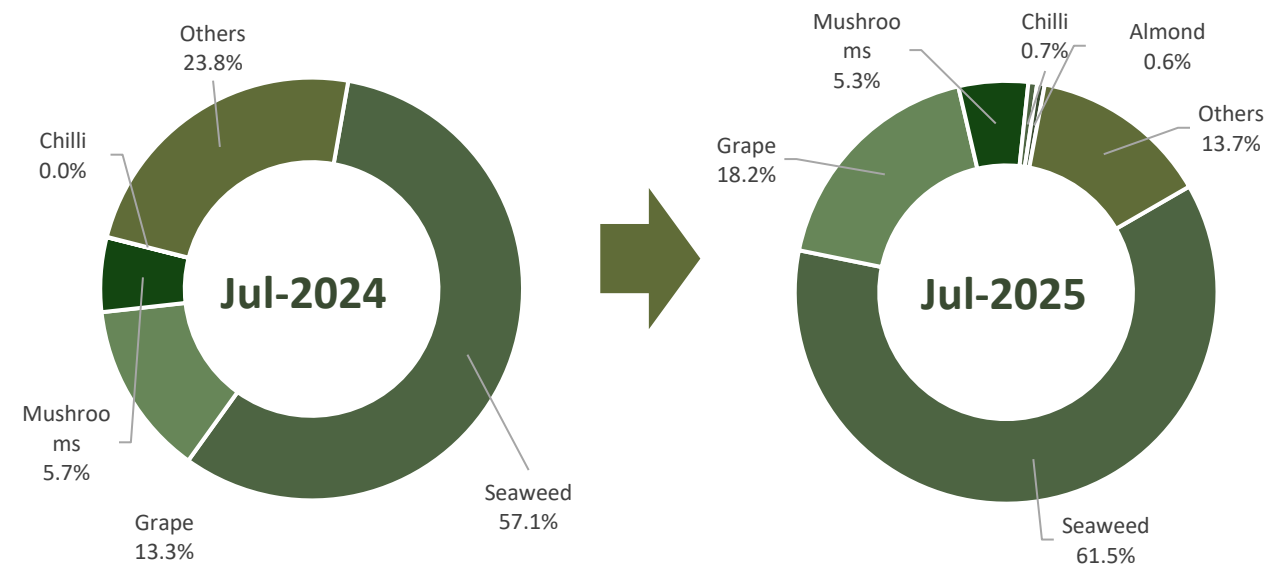


Changes in percentage of import results to Korea, Jul-2025



# FRUITS & VEGETABLES (IMPORT)

## Structure of import by products from Korea, Jul-2025



### Mushrooms

Value: **166.9** Ths.USD  
 Increase **2%** compared to Jun-2025  
 Decrease **30%** compared to Jul-2024



### Chilli

Value: **21** Ths.USD  
 Decrease **31%** compared to Jun-2025  
 Increase **19 lần** compared to Jul-2024



### Almond

Value: **18** Ths.USD  
 Increase **35%** compared to Jun-2025

## Import results from Korea, Jul-2025



### Seaweed

Value: **1.9** Mil.USD  
 Decrease **8%** compared to Jun-2025  
 Decrease **19%** compared to Jul-2024



### Grape

Value: **570** Ths.USD  
 Increase **649%** compared to Jun-2025  
 Increase **2%** compared to Jul-2024



### South Korea seeks to import Vietnamese lychee and passion fruit

On the sidelines of the APEC Food Security Ministers' Meeting, South Korean Minister of Agriculture, Food and Rural Affairs – Mr Song Miryung and Vietnam's Acting Minister of Agriculture and Environment – Mr Trần Đức Thắng discussed measures to promote bilateral cooperation in agriculture, rural development, and agri-trade. Both countries agreed to enhance high-level exchanges, accelerate market access for various agricultural products such as lychee, passion fruit, Unshu mandarin, and kiwi, while establishing an annual dialogue mechanism to address trade barriers.

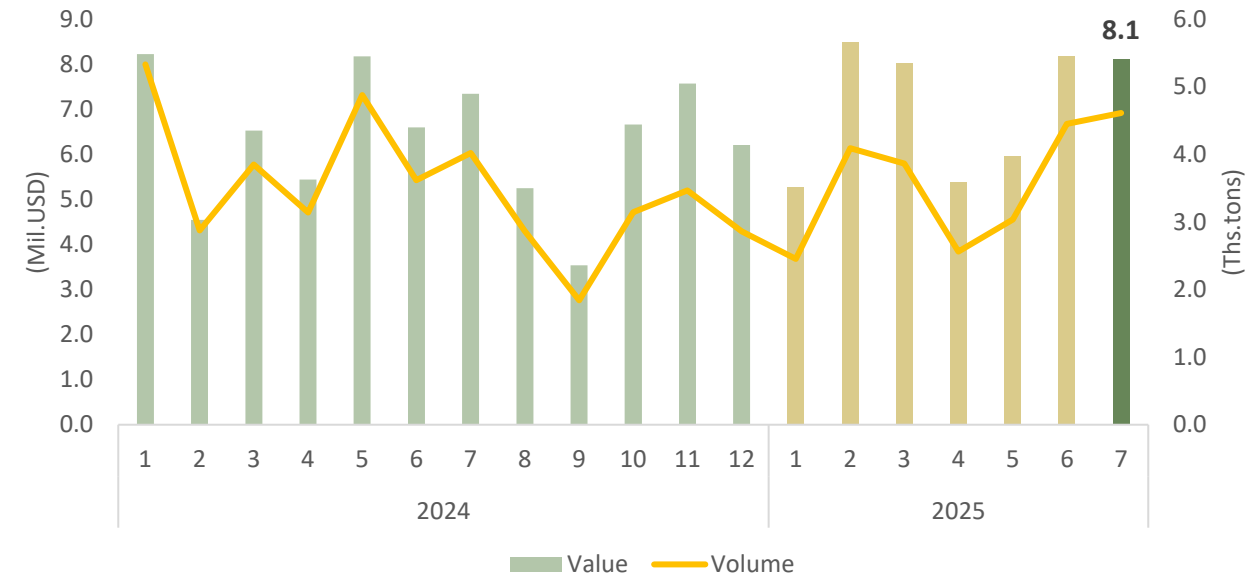
Vietnam affirmed the commitment to reform administrative procedures and facilitate the entry of South Korean goods, while South Korea pledged to connect businesses, support seedlings, processing, and agricultural value chains. The two sides also discussed cooperation in smart farming, artificial intelligence, and learning from the Saemaul Undong rural development model. Acting Minister - Mr Trần Đức Thắng proposed the development of a 2026–2030 Cooperation Action Plan and called on South Korea to continue providing ODA and increase investment in Vietnam's agriculture sector.




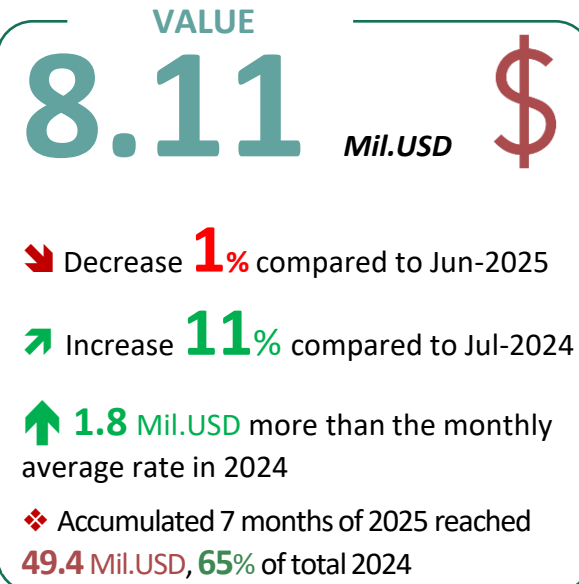


# RUBBER

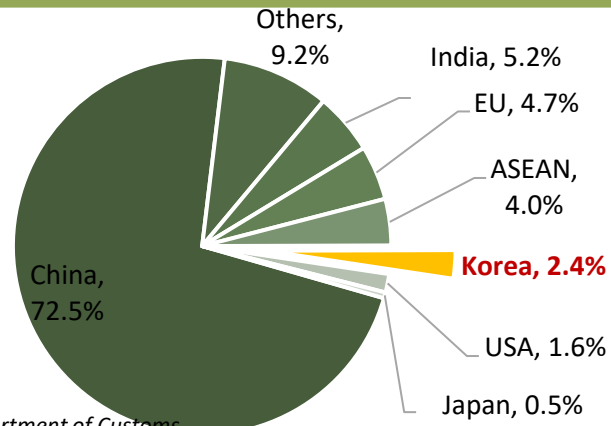
## Export volume and value to Korea, Jul-2025



## Export results to Korea, Jul-2025



## Percentage of export value to Korea, Jul-2025



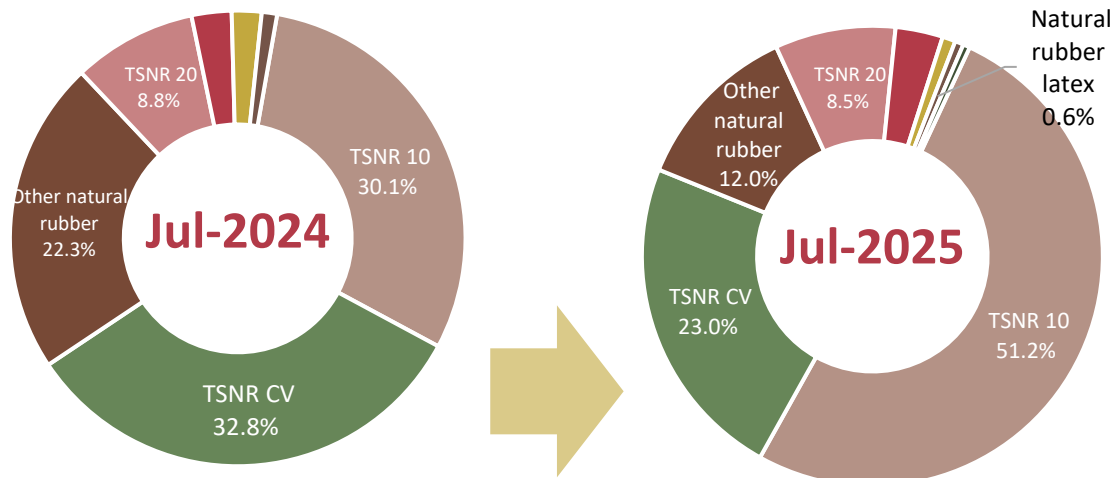
## Changes in percentage of export value to Korea, Jul-2025



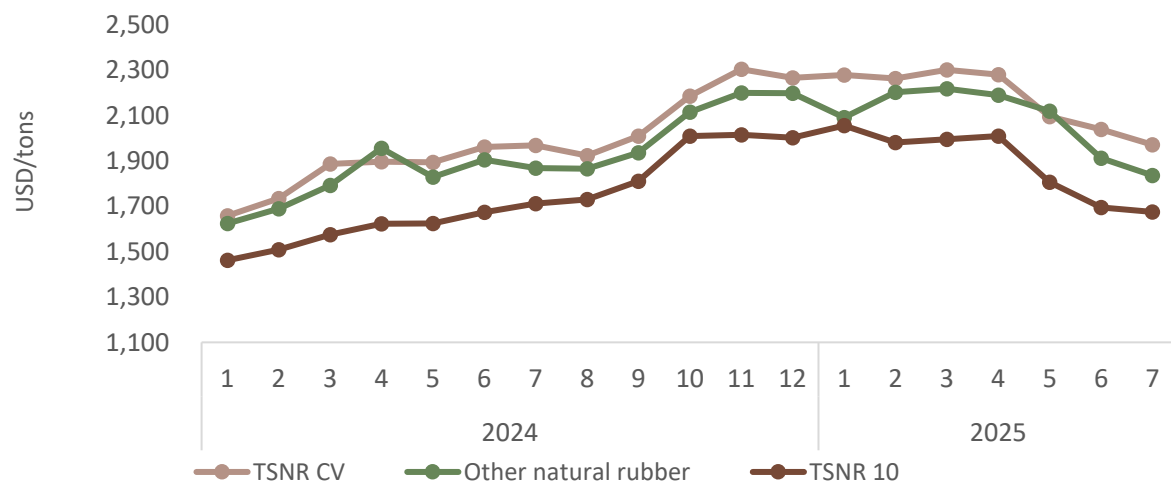


# RUBBER

## Structure of exports by products to Korea, Jul-2025



## Average export price to Korea, Jul-2025



## Export results to Korea, Jul-2025



### Other natural rubber

Value: **0.98** Mil.USD

Decrease **54%** compared to Jun-2025

Decrease **40%** compared to Jul-2024



### TSNR CV

Value: **1.87** Mil.USD

Increase **25%** compared to Jun-2025

Decrease **22%** compared to Jul-2024



### TSNR 10

Value: **4.15** Mil.USD

Increase **87%** compared to Jun-2025

Increase **89%** compared to Jul-2024

### Other natural rubber

The average export price in Jun-2025 is **1,836** USD/tons; decrease **4%** compared to the previous month and decrease **2%** compared to the same period in 2024.

### TSNR CV

The average export price in Jun-2025 is **1,970** USD/tons; decrease **3%** compared to the previous month and increase **0,1%** compared to the same period in 2024.

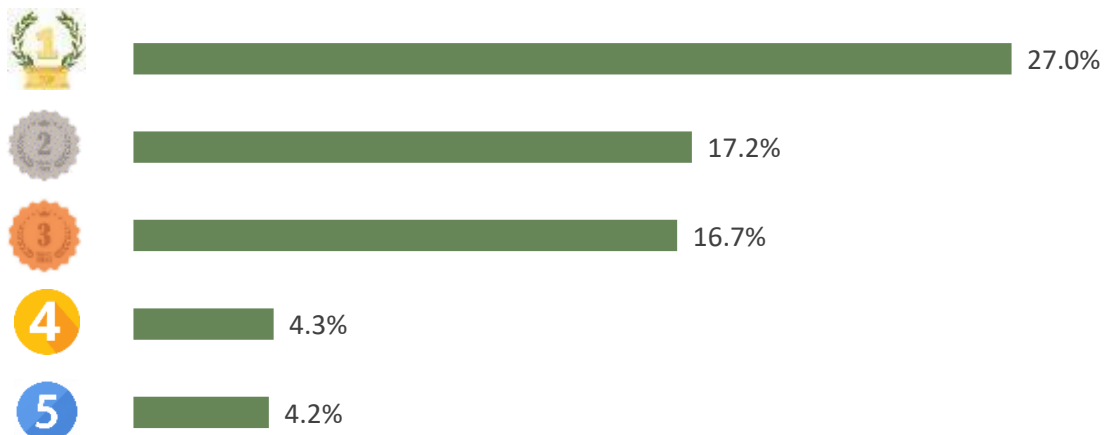
### TSNR 10

The average export price in Jun-2025 is **1,674** USD/tons decrease **1%** compared to the previous month and decrease **2%** compared to the same period in 2024.

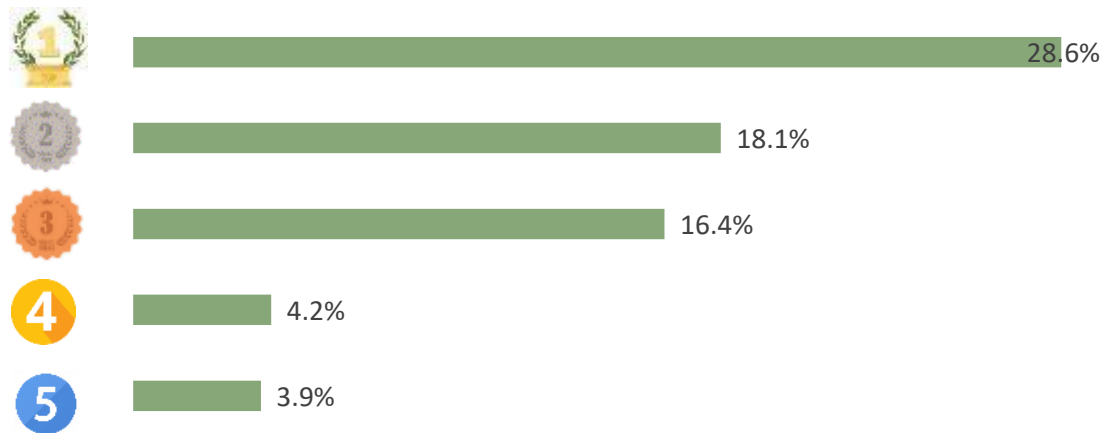


# RUBBER

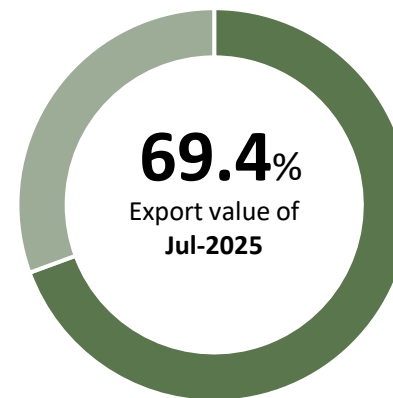
## TOP 5 export enterprises by value to Korea, Jul-2025



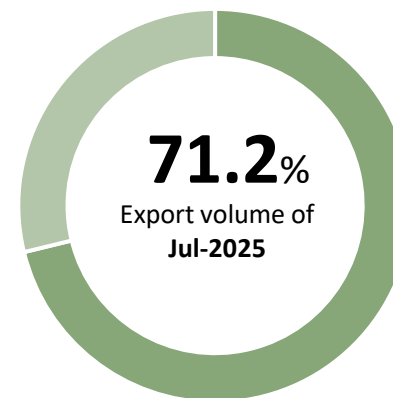
## TOP 5 export enterprises by volume to Korea, Jul-2025



## TOP 5 export enterprises by value to Korea, Jul-2025



## Volume ratio of TOP 5 export enterprises to Korea, Jul-2025







# RUBBER



## SPOTLIGHT

The tire industry, traditionally a major source of carbon emissions, also generates microplastics during use, posing a significant environmental concern. Kumho Tire takes the lead in expanding renewable energy use and developing eco-friendly materials, thereby strengthening the competitiveness of its products.

This year, Kumho Tire successfully developed a tire made with 80% recycled and sustainable materials. At the same time, the company adheres to the guidelines of the Global Platform for Sustainable Natural Rubber (GPSNR), gradually incorporating sustainable natural rubber into its production processes.

Efforts to develop sustainable materials are not only aimed at enhancing corporate image but also serve as a critical factor for entering demanding markets such as Europe, where strict chemical regulations under REACH and tightened controls on tire-derived microplastics are in place. The European Union has completely banned the use of microplastics since 2023 and plans to implement a measurement and certification system for low-abrasion tires during 2025–2030 period.

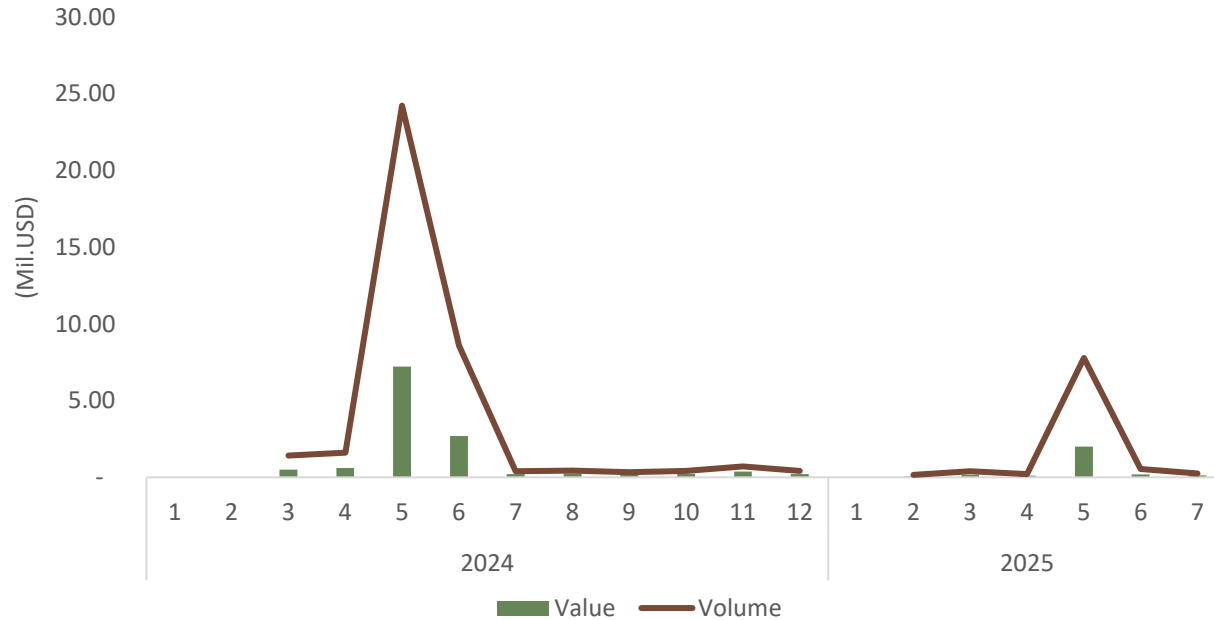


Tin liên quan



# CASSAVA & CASSAVA PRODUCTS

## Export volume and value to Korea, Jul-2025



## Export results to Korea, Jul-2025

VALUE  
**118.9** Ths.USD

↘ Decrease **39%** compared to Jun-2025

↘ Decrease **46%** compared to Jul-2024

↓ **1.01 Mil.USD** less than the monthly average rate in 2024

\* Accumulated 7 months of 2025 reached **2.64 Mil.USD**, **21.2%** of total 2024

VOLUME  
**247** tons

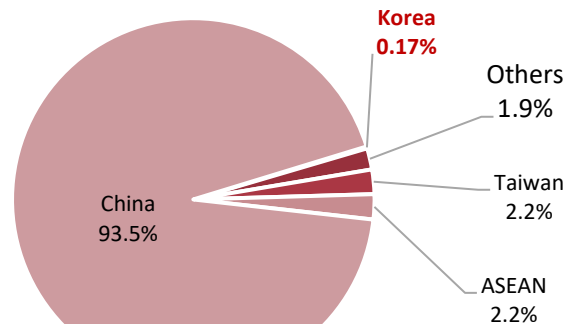
↘ Decrease **54%** compared to Jun-2025

↘ Decrease **39%** compared to Jul-2024

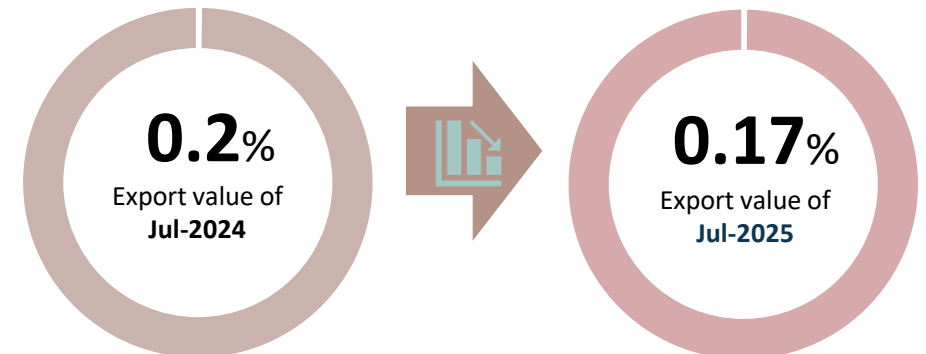
↓ **3.26 Ths.tons** less than the monthly average rate in 2024

\* Accumulated 7 months of 2025 reached **9.3 Ths.tons**, **24.2%** of total 2024

## Percentage of export value to Korea, Jul-2025



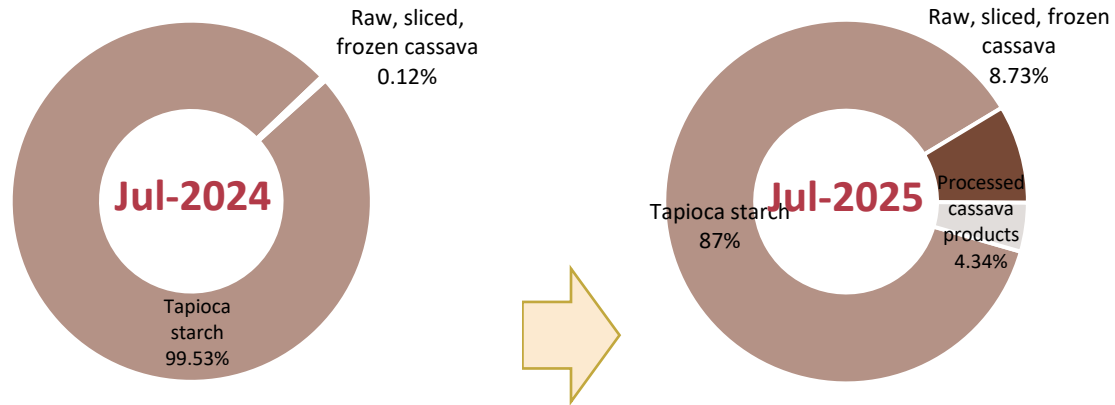
## Changes in percentage of export results to Korea, Jul-2025





# CASSAVA & CASSAVA PRODUCTS

## Structure of exports by products to Korea, Jul-2025



## Export results to Korea, Jul-2025



### Tapioca starch

Value: **169.3** Ths.USD

Increase **171%** compared to Jun-2025

Decrease **94%** compared to Jul-2024



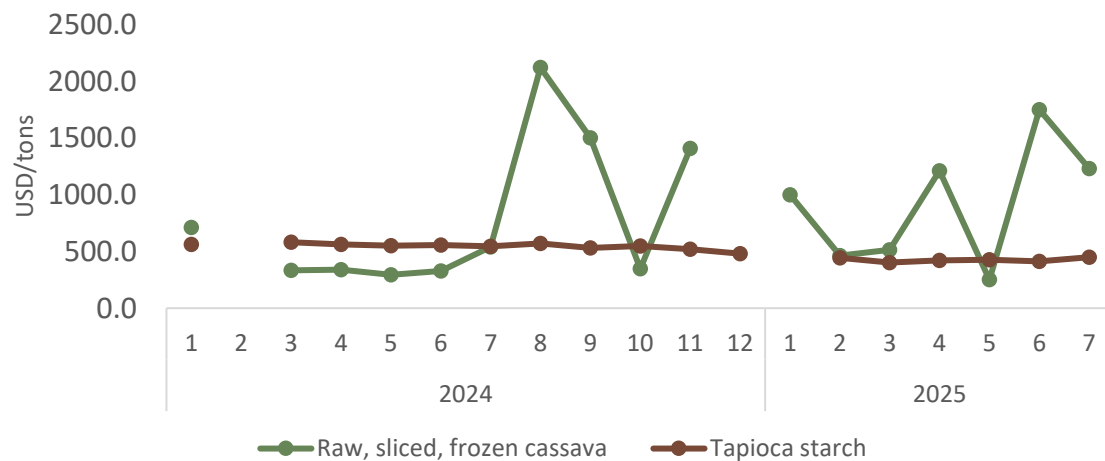
### Raw, sliced, frozen cassava

Value: **1.88** Mil.USD

Decrease **73%** compared to Jun-2025

Increase **410%** compared to Jul-2024

## Average export price to Korea, Jul-2025



### Raw, sliced, frozen cassava

The average export price in Jun-2025 is **1,231** USD/tons; **decrease 30%** compared to the previous month and **increase 29%** compared to the same period in 2024.

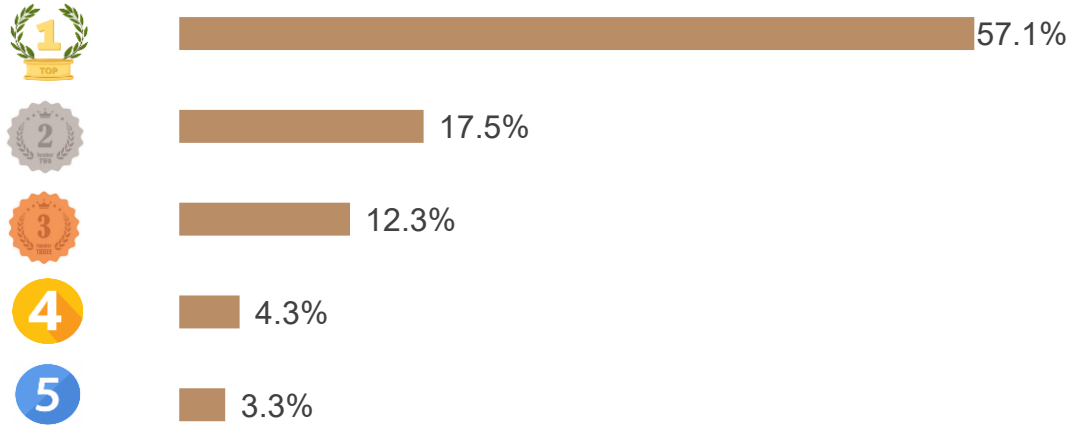
### Tapioca starch

The average export price in Jun-2025 is **450** USD/tons; **increase 9%** compared to the previous month and **decrease 21%** compared to the same period in 2024.

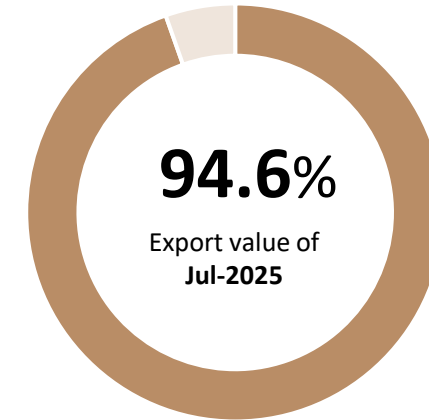


# CASSAVA & CASSAVA PRODUCTS

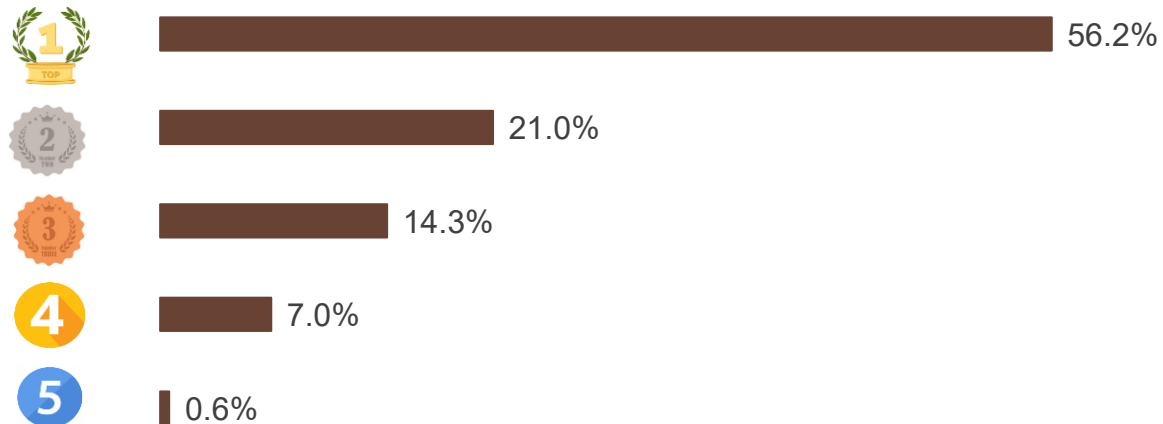
## TOP 5 export enterprises by value to Korea, Jul-2025



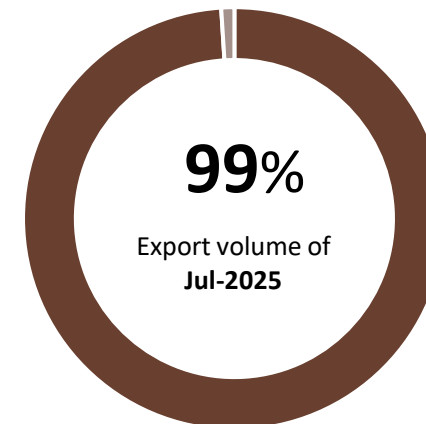
## Value ratio of TOP 5 export enterprises to Korea, Jul-2025



## TOP 5 export enterprises by volume to Korea, Jul-2025



## Volume ratio of TOP 5 export enterprises to Korea, Jul-2025







Any comments. please send to:


**AGRICULTURE AND ENVIRONMENT INFORMATION AND SERVICES  
CENTER**

INSITATE FOR AGRICULTURE AND ENVIRONMENTAL POLICY AND  
STRATEGY

Address: 16 Thuy Khue Street. Thuy Khue Wd.. Tay Ho Dist.. Hanoi

Email: [thongtinhitruong@ipsard.gov.vn](mailto:thongtinhitruong@ipsard.gov.vn); [info@agro.gov.vn](mailto:info@agro.gov.vn)

Website: <http://agro.gov.vn/>



Xem thêm báo cáo